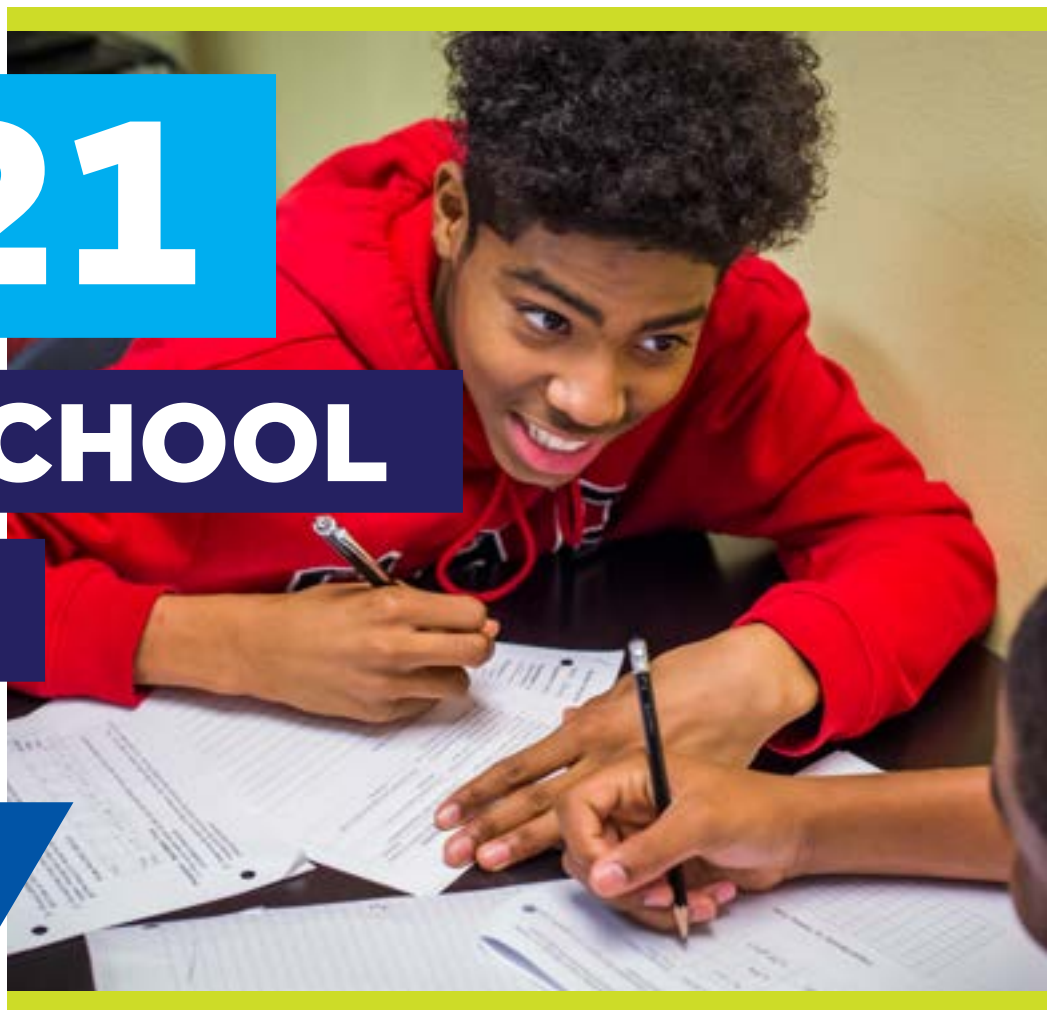


2021

K-12 SCHOOL

GUIDE



GREATPHILLYSCHOOLS.ORG

great
PHILLY
SCHOOLS
find your great school

For even more information, visit
GREATPHILLYSCHOOLS.ORG

Academic performance results

Attendance and incident rates

Course offerings

Extracurricular programs

Application details, including deadlines,
tuition and how to apply

Citywide school fairs, including the Philly K-8 School Fair
and the Philly High School Fair

School events and open houses

QUESTIONS? WE ARE HERE TO HELP!



EMAIL

info@greatphillyschools.org

Contents

How to Find Your Great Philly School.....	2
Partners	2
What Is a “Great” School?	2
What Our Ratings Tell You	3
Some Schools Don’t Have Ratings.....	3
Data Sources.....	4
Our Ratings Are Not the Final Word.....	5

Find Your Great School.....	6
Step 1: Understand Your Timeline.....	6
Step 2: Understand Your Needs.....	8
Step 3: Decide What’s Important	8
Step 4: Find and Compare Your Options.....	9
Step 5: Visit Schools.....	11
Step 6: Apply to Schools.....	12

Specialized Services	16
Special Education Programs.....	16
Special Education Evaluation Process	17
English Learner Education.....	18

Scholarships and Resources	19
---	-----------

How to Apply to Kindergarten	20
---	-----------

Career and Technical Education (CTE).....	26
--	-----------

Elementary and Middle School Profiles	39
Quick Reference Guide to Schools by Region.....	39
Quick Reference Guide to Top-Rated Schools.....	40
How to Read an Elementary and Middle School Profile.....	40
Center City	42
Greater Northeast	45
Lower Northeast/River Wards.....	57
North Philadelphia.....	74
Northwest Philadelphia.....	95
South Philadelphia.....	109
Southwest Philadelphia.....	119
West Philadelphia/University City	126

TIP: Learn about applying to and enrolling in Kindergarten.



TIP: Learn how to find and apply to elementary, middle and high schools in Philadelphia.



High School Profiles.....	139
Quick Reference Guide to Top-Rated Schools.....	139
How to Read a School Profile	140
High School Profiles by Alphabetical Order	141

Indexes.....	182
All K-12 Schools by Alphabetical Order.....	182
All K-12 Schools by Type	188
Public District Neighborhood	188
Public District Citywide.....	189
Public District Special Admission	190
Public Charter Neighborhood	190
Public Charter Citywide	190
Public Cyber	191
Private Catholic.....	191
Private Independent	192

How to Apply to a K-12 School Workbook.....	i
--	----------

TIP: Use this guided activity workbook to research, select and apply to elementary, middle and high schools in Philadelphia.



GreatPhillySchools thanks the following schools and students for use of their photos in the 2021 K-12 School Guide: Cristo Rey Philadelphia High School, DePaul Catholic School, Green Woods Charter School, Inquiry Charter School, John Moffet Elementary School, Mercy Career and Technical High School, Parkway Center City Middle College High School, Roman Catholic High School, St. Mary Interparochial School, Vaux Big Picture High School, Young Scholars Charter School and Freire Charter High School (cover).

All contents © 2020 by the Philadelphia School Partnership, 150 South Independence Mall West, Suite 1200, Philadelphia, PA 19106. GreatPhillySchools is not affiliated with GreatSchools, Inc. GREATSCHOOLS is a registered trademark of GreatSchools, Inc. The SEPTA logo is a registered trademark of the Southeastern Pennsylvania Transportation Authority and is used with permission.

philadelphia
school partnership

How to Find Your Great Philly School

We believe that every student in Philadelphia should have access to a great school. This guide and GreatPhillySchools.org are presented through the collaboration of several nonprofit partners, led by the Philadelphia School Partnership, so that parents, caregivers and students can find, compare and demand great schools.

The site and this guide contain school details and contact information — as well as performance data covering academics, school incidents and student engagement — for over 400 elementary, middle and high schools. You'll also find articles on different types of schools and factors families should consider when choosing one.

Our school ratings were developed with families in mind and are a tool to help families more easily research and compare schools. The ratings should be used to identify schools that deserve a closer look. Keep in mind that every student has different learning needs, so there is no one school that is best for every student.

Philadelphia needs more great school options; however, there are many great schools you might not be aware of. We are here to help you find the best fit for your family.

Partners

- Philadelphia School Partnership, philaschoolpartnership.org
- Archdiocese of Philadelphia, Office of Catholic Education, aopcatholicalschools.org
- Faith in the Future Foundation, faithinthefuture.com
- Independence Mission Schools, independencemissionschools.org
- National Student Clearinghouse, studentclearinghouse.org
- Pennsylvania Department of Education, education.pa.gov
- School District of Philadelphia, philasd.org

What Is a “Great” School?

There are many types of great schools, but they all have some things in common. At GreatPhillySchools, we believe that in a great school, students are:

Learning and achieving. Students are in classrooms with effective teachers who are supported by a strong leader. The adults are responsible for the achievement of all students, and they ensure that all students are learning. They make it a priority to help students who are struggling. At a minimum, students in a great school are performing on grade level in math and reading.

Safe. A strong culture and a positive climate encourage learning. Families should feel comfortable sending their child to school every day. At a minimum, there should be few incidents at a school.

Engaged. Students are engaged in their education, and families are committed and involved. The principal, teachers and staff communicate with families and welcome their involvement in the school. Students like going to school and pay attention to what their teachers and classmates are saying. At a minimum, students are coming to school every day.

Graduating and going on to college. A great school prepares students to graduate from high school and continue their education at two- or four-year colleges and vocational schools.

Growing. All students, no matter where they started, are growing and making substantial gains. At a minimum, the academic performance of students at the school is moving in a positive direction each year.

What Our Ratings Tell You

GreatPhillySchools ratings are designed to help you get started and decide what questions to ask when visiting a school. We rate schools in the following categories, ranging from **1** for the lowest-performing to **10** for the highest-performing.

Academics — Math: Measures student performance on state and/or national math tests.

Academics — Reading: Measures student performance on state and/or national reading tests.


Academics — Science: Measures student performance on state and/or national science tests and is not factored into a school's Overall rating.

Incidents: Measures the number of reported incidents in a school for every 100 students. A higher School Incidents rating means that the school reported few or no incidents.

Attendance: Measures the number of students who attended 95% or more of enrolled instructional days.

College Bound (High Schools Only): Measures the percentage of high school graduates enrolled in a post-secondary institution in the first fall following their high school graduation.

Overall: Combined Math and Reading ratings and at least two of the following ratings: Incidents, Attendance and College Bound (High Schools Only).

High Growth : Highlights schools that have shown significant academic growth over a three-year period in both math and reading, as measured by the Pennsylvania Value Added Assessment System (PVAAS). This is not considered a rating and is therefore not factored into the Overall rating.

Some Schools Don't Have Ratings

You may notice that some schools do not have ratings. This is particularly true for many of the private schools listed in this guide. A school may not have ratings because the school:

- Is new and data is not available to calculate ratings.
- Does not administer the PSSA, TerraNova, NWEA MAP, Keystone and/or SAT standardized test exam.
- Does not report academic, attendance and/or school incident data to GPS.

Additionally, Catholic and private schools do not receive a PVAAS report and therefore are not eligible for the High Growth indicator. This does not mean that Catholic and private schools are not demonstrating significant student growth. Rather, there is not currently a system to reliably compare private school growth to district and charter school growth.

Even if a school doesn't have ratings, it may still be great, but speaking with the school becomes even more important. See page 11 for a list of questions to get started.



Data Sources

GreatPhillySchools produces school ratings from data provided by a number of sources, including the Pennsylvania Department of Education (PDE), the School District of Philadelphia (SDP) and the Archdiocese of Philadelphia. For a full list of data sources, search our articles on greatphillyschools.org/articles.

The ratings printed in this guide were calculated in March 2020 from the following data sources:

Elementary and Middle Schools (Grades K-8)


Math and Reading (70% of overall score, 35% per subject): Public school ratings are derived from the 2018-19 PSSA exams. For Catholic schools, the TerraNova is used. Other private school ratings are derived from PSSA, TerraNova or NWEA MAP exams. Academic ratings are not issued for private schools that do not administer these tests and/or did not provide their test data to GPS.

Attendance (25% of overall score): Public school Attendance ratings are derived from the percentage of students who attended 95% or more of enrolled instructional days as reported by the School District of Philadelphia's School Performance Report from the 2018-19 academic year. Private schools provide the same attendance data for the 2018-19 academic year directly to GPS. Attendance ratings are not issued for schools that were not in operation during the 2018-19 school year, whose data was unavailable to GPS, or District schools in operation for fewer than three years.

Incidents (5% of overall score): Incidents ratings are derived for public schools from the total number of reportable incidents per 100 students reported to PDE for the 2018-19 school year. Private school ratings are derived from similar reports for 2018-19 submitted directly to GPS. School Incidents ratings are not provided to schools whose data was unavailable or not reported to GPS.

These data sources were not incorporated into the GPS Overall ratings:

Science: Public school Science ratings are derived from the 2018-19 PSSA exams. Science ratings are not issued for private schools that do not administer the PSSA exam.

High Growth : Underlying data for this indicator comes from the Pennsylvania Value Added Assessment System (PVAAS). GPS obtained from PVAAS 3-year Average Growth Index (AGI) data in reading and math for each school. Schools with a 3-year AGI of 2.0 or higher in both reading and math receive a High Growth indicator. An AGI of 2.0 indicates significant evidence that the school exceeded the norm for Pennsylvania Academic Growth. This indicator is not a rating and is therefore not factored into a school's Overall rating.

High Schools (Grades 9-12)

Math and Reading (50% of overall score, 25% per subject): Public high school ratings are derived from the 2018-19 Keystone exams. For Catholic high school ratings, the Standard Aptitude Test (SAT) is used. Academic ratings are not issued for private high schools that do not administer the Keystone or SAT exams and/or did not provide their test data to GPS.

Attendance (25% of overall score): Public school Attendance ratings are derived from the percentage of students who attended 95% or more of enrolled instructional days as reported by the School District of Philadelphia's School Performance Report from the 2018-19 academic year. Private schools provide the same attendance data for the 2018-19 academic year directly to GPS. Attendance ratings are not issued for schools that were not in operation during the 2018-19 school year, whose data was unavailable to GPS, or District schools in operation for fewer than three years.


College Bound (20% of overall score): College Bound ratings are derived from 2018-19 college matriculation rates released by the National Student Clearinghouse (NSC) measuring the percentage of 2018 graduates enrolled in any postsecondary institution in the fall immediately following their graduation. Private school ratings are derived from NSC reports submitted directly to GPS. College Bound ratings are not issued for private schools that do not submit this data to GPS.

Incidents (5% of overall score): Incidents ratings are derived for public schools from the total number of reportable incidents per 100 students reported to PDE for the 2018-19 school year. Private school ratings are derived from similar reports for 2018-19 submitted directly to GPS. School Incidents ratings are not provided to schools whose data was unavailable or not reported to GPS.

These data sources were not incorporated into the GPS Overall ratings:

Science: Public school Science ratings are derived from the 2018-19 Keystone exams. Science ratings are not issued for private high schools that do not administer the Keystone exam.

High School Graduation Rates: Public school graduation rates are based on information received from the PDE for the 2018-19 school year. The graduation rate is the percentage of ninth-graders who graduated four years after beginning high school, excluding student transfers. High school graduation rates are reported for private schools only when that data is available to GPS.

High Growth : Underlying data for this indicator comes from the Pennsylvania Value Added Assessment System (PVAAS). GPS obtained from PVAAS 3-year Average Growth Index (AGI) data in reading and math for each school. Schools with a 3-year AGI of 2.0 or higher in both reading and math receive a High Growth indicator. An AGI of 2.0 or higher indicates significant evidence that the school exceeded the norm for Pennsylvania Academic Growth. This indicator is not a rating and is therefore not factored into a school's Overall rating.

NOTE: If there are errors in an official data source, those errors could affect the ratings produced by GPS. Also, it is reasonable to expect that not all data collected by these institutions were tabulated in the same way. GPS ratings are meant to be used as a helpful guide and should not be considered a final judgment about a given school. Our ratings are updated on an annual basis to reflect the most recently available data. In some cases, this may be data prior to the 2018-19 academic year. Visit greatphillyschools.org for the latest ratings and more information about each school.

For a detailed explanation of our ratings methodology, search our articles on greatphillyschools.org/articles.

Our Ratings Are Not the Final Word

GPS ratings help make it easier to find and compare schools in Philadelphia, but they are not intended to be the only factor families use to decide whether a school is a good fit for a particular student. Selecting a school is a personal choice — one that is made on the basis of a student's needs, capabilities and interests.

Consider what you want the outcome(s) to be for your child. Is it developing a passion for school? Overcoming a learning disability? Performing at or above grade level in reading and math? Continuing onto college or a career after graduation? Use the GPS ratings and the information provided by the schools to see if one might fit, but don't stop there. Contact the school and ask for proof of the outcomes you want for your child. For ideas on what to ask during a school visit, see our list of questions starting on page 11.

Keep in mind that GPS ratings only compare schools to one another. Because Philadelphia schools as a whole underperform those in the rest of the state and the nation, an average school here is below average nationally. We hope this won't always be the case, but for now it is the reality.



Find Your Great School

There are many things to consider when selecting a school. Here's our six-step guide to managing and completing the process.

Step 1: Understand Your Timeline

TIP: Check greatphillyschools.org for each school's application due date.



It's never too soon to start looking for the right school. Some schools require students to apply nearly a full year before the start of the school year, and some schools have an extensive admissions process. Families interested in private school are encouraged to apply early for financial aid.

Two to Three Years Before Enrolling In Kindergarten (Children Ages 2-3)

- If you're looking for preschool or daycare programs for your child, you can find information on high-quality preschools and daycare centers at greatphillyschools.org.
- Use this guide or greatphillyschools.org to begin searching for schools.
- Visit the schools that seem as though they might be a good fit and speak with principal, teachers, and parents. Use our guide to school visits, beginning on page 11, to help ask the right questions.
- Learn more about the timeline and process to apply to Kindergarten on page 20.

Two to Three Years Before Entering High School (6th and 7th Grades)

- Begin thinking about your options. Use this guide or greatphillyschools.org to begin your search and visit the Philly High School Fair. For more information, including event details, see phillyhighschoolfair.com.
- Visit the schools that might be a good fit and speak with principals, teachers and parents. Use our guide on school visits, beginning on page 11, to help ask the right questions.

The Year Before Enrolling in a New School September–November

- The District's application process for elementary, middle and high schools usually opens in September and generally closes in November. It is an online application where you can apply to no more than five schools. Special-admission schools often require additional information, such as transcripts or essays. Students and families can access the District school selection application and additional resources at schoolselect.philasd.org. For more information about the application timeline, visit greatphillyschools.org.
- Visit the Philly High School Fair to learn more about the schools you're considering. More than 100 District, charter and private high schools will have representatives at the fair. For more information, including event details, see phillyhighschoolfair.com.
- Attend the Philly K-8 School Fair, co-hosted by GreatPhillySchools and Children's Scholarship Fund Philadelphia. More than 100 District, charter and private schools will have representatives at the fair. For more information, including event details, see phillyk8fair.com.
- Every fall, the District releases a list of neighborhood elementary and middle schools that are accepting transfer students from outside the catchment. Any parent interested in having a child attend a school other than their designated neighborhood school must apply through the District school selection application at schoolselect.philasd.org. The application generally closes in November. Many schools do not have space for families outside the catchment. To see this list and learn more about the application timeline, visit greatphillyschools.org.
- Schools begin to hold open houses. Visit greatphillyschools.org/events to find a list.
- Some schools allow prospective students to visit and shadow students. Families should contact schools directly for more information.
- For charter schools, you can fill out a short, online application through Apply Philly Charter (applyphillycharter.org). Participating charter schools will begin accepting applications starting on September 25, 2020. A full list of charter schools participating in Apply Philly Charter will be made available on applyphillycharter.org in summer 2020.

- Private schools accept applications and hold entrance and scholarship exams. Learn more about applying to Catholic schools and independent private schools on page 15.
- Children's Scholarship Fund Philadelphia holds its first scholarship lottery for parents considering private K-8 schools. The priority deadline is November 15, 2020. To apply, visit csfphiladelphia.org.

December–February

- Charter schools accepting applications through Apply Philly Charter have deadlines on January 25, 2021. In February, outcomes of the application will be available on Apply Philly Charter and also communicated directly by schools. Charter schools not participating in Apply Philly Charter may also have deadlines during this time. For more information, visit greatphillyschools.org.
- Kindergarten registration usually opens in late January for District schools. Register early to ensure a placement at your neighborhood school as some schools fill up quickly. See page 22 for more information on how to register for Kindergarten at your neighborhood school.
- District schools with admissions criteria begin to review applications and conduct interviews and auditions.
- Special-admission schools make admissions and waitlist decisions, while citywide schools run admissions lotteries for eligible students.

- The District notifies students about admissions decisions by email. Students are expected to select their preferred school within one week. For more information about the application timeline, visit greatphillyschools.org.
- Most private schools release acceptance, rejection and waitlist decisions.
- After the initial notification, the District works with schools to fill vacancies from waitlists and notifies students about final status.

March–May

- Children's Scholarship Fund Philadelphia holds its second scholarship lottery for parents considering private schools. Apply by March 1, 2021, to be considered for the 2021-22 school year. To apply, visit csfphiladelphia.org.
- Families who applied to charter schools not participating in Apply Philly Charter may continue to receive admissions decisions during this time.
- Some private schools and charter schools may still be accepting applications; visit greatphillyschools.org for a list of schools with available seats.
- Kindergarten registration usually closes in May for District neighborhood schools. See page 22 for more information on how to register for Kindergarten at your neighborhood school.



Step 2: Understand Your Needs

TIP: For help through the school choice process, use the "How to Apply to a K-12 School" Workbook at the back of this guide.



The most effective school search starts with you and your child talking about expectations and requirements. What are your student's strongest subjects? Does your child have an Individualized Education Program (IEP)? See page vii in the "How to Apply to a K-12 School" Workbook (located at the back of this guide) for a list of questions to evaluate your student's strengths, weaknesses, special interests and needs. Use this information in Step 3 to research schools that might be a good fit.

Step 3: Decide What's Important

Now it's time to identify the kind of school environment that will best meet those wants and needs. In addition to good academics and a safe learning environment, decide what other qualities you want in a school and write them down. Here are some examples:

- **"The school should be easy to get to."** How far are you willing to travel or have your student travel?
- **"The school should emphasize tolerance."** What values are important to you? How do you want school staff to interact with your child? How should the school focus on building character in addition to teaching academic subjects? Are there codes for conduct and discipline?
- **"The school should offer special services and programs."** Do you want an emphasis on the arts or sciences? What about extracurricular programs or music?
- **"The school should have an active parent group."** What do you want in the student and parent communities of a school? Is diversity important?

Rank these qualities in order of importance.



Step 4: Find and Compare Your Options

Next you can begin to research school options. There are more than 400 schools in Philadelphia, but don't let that overwhelm you — GreatPhillySchools can help you find the best fit for your student.

To get started, you can use our guide to top-rated elementary and middle schools (page 40) or top-rated high schools (page 139) to pick a few schools to read about, or just start browsing the profiles. Read this brief overview of the types of schools to make sure you understand the many options available to you. Write down the names of schools that seem to be a good match.

Public District Schools

There are currently about 160 public elementary and middle schools and 57 public high schools run by the School District of Philadelphia.

Types of District Schools

Typically, District elementary and middle schools serve grades K through 5, grades K through 8, grades 6 through 8 or some similar grade range. District public high schools serve grades 9 through 12, though some may share a facility with middle-school grades. There are three major types:

- **Neighborhood schools** are automatically open to students living in the school's "catchment area," or assigned zone. There is no need to apply, although registration is required for students new to the school. Neighborhood schools can be run by the District or by a charter school operator. The District assigns your neighborhood school based on your address. To find your catchment school, use the Find A School search feature on greatphillyschools.org and enter the student's home address. You can also apply to transfer to a neighborhood school outside of your neighborhood. Learn more about this process on page 12.
- **Citywide-admission schools** are open to any student living in Philadelphia. Students must typically complete a basic application and be entered into a lottery. These schools usually have GPA requirements, but are easier to get into than special-admission schools. Learn more about citywide-admission schools on page 12.
- **Special-admission (magnet) schools** have admissions requirements, and any student living in Philadelphia can apply through the District. These schools sometimes require an interview. Learn more about the process on page 12.

TIP: Keep in mind that your chances of being selected via the lottery are always higher in the "entry" years. For instance, an elementary school has many more Kindergarten seats than it may have in its second-grade class.



Public Charter Schools

Charter schools, like District schools, are free to all residents of the city.

Charter schools are public schools that operate with a greater level of independence than District schools. They have greater freedom to design classes and to hire and fire teachers, but they still must adhere to certain standards and requirements for public schools. Some charter schools have longer school days, and others may have a longer academic year. It's important to understand the unique aspects of a charter school's program before applying. Many require students to wear uniforms or follow a dress code.

Many charter schools admit students via lottery. Others, called **Renaissance Schools**, are neighborhood schools that must admit all students living within specified boundaries.

Charter schools cannot set minimum grades or test scores for admission; however, they can give preference to younger siblings of currently enrolled students and for certain other special factors.

As of March 2020, there were about 87 charter schools in Philadelphia.

Are Charter Schools Better Than Traditional Public Schools?

Academic performance at charters varies, just as it does at traditional public schools. Some charters are among the highest-performing, and some are among the lowest-performing. It is important to learn about the academic results at schools you may be considering. Visit if you can, and ask the staff what will be expected of your child if they enroll there. Also be sure to ask how the school will support your child if they struggle in class.

For More Information

To read more about charter schools, including short profiles of the charter school networks that operate in Philadelphia, search our articles on greatphillyschools.org/articles.

Catholic Schools

Catholic schools are an option for all Philadelphia families. They require students to apply for admission and charge annual tuition, but financial aid and scholarships are often available. There is no requirement in any Catholic school that students be Catholic.

There are about 60 Catholic schools in the city, including 51 elementary and middle schools and 12 high schools. There are also special-education schools: Archbishop Ryan Academy for the Deaf and St. Lucy Day School for Children with Visual Impairments. (Two other schools that enroll students with special needs, St. Katherine Day School and Our Lady of Confidence Day School, are located in the suburbs but enroll students from the city.)

Most elementary and middle schools are operated by the local parish, with guidance and support from the Office of Catholic Education, and their admission policies can vary. In all cases it is best to contact the schools directly to learn about their specific admissions policies.

Most Catholic high schools are run by a nonprofit entity called the Faith in the Future Foundation in partnership with the Archdiocese. These schools are not attached to a particular parish and enroll students from across the city. A few schools — St. Joseph's Preparatory School, Cristo Rey Philadelphia High School, Nazareth Academy High School and Mercy Career and Technical High School — are managed independently.

To read more about Catholic schools, including tuition and financial aid options, search our articles on greatphillyschools.org/articles.

Independent Private Schools

Generally, independent schools own themselves — they are not public or operated by a larger entity, such as the Catholic Church. In this guide, all private schools that are not Catholic are listed as private independent schools.

There are dozens of independent schools in Philadelphia. Independent schools can be coed or single-sex, day school or boarding school, religious or nonsectarian.

Independent schools require that students apply for admission and pay annual tuition, which varies by school. For example, Girard College extends full scholarships to all students, so it is free to attend. Other schools, however, can cost as much as \$30,000 per year. Most independent schools strive to be economically and racially diverse.

To read more about independent private schools, including tuition and financial aid options, search our articles on greatphillyschools.org/articles.

Cyber Schools

Cyber schools (also known as virtual schools) use interactive technology and multimedia in place of traditional classrooms. Generally, students complete their schoolwork at home and do not attend classes in a school building. Teachers communicate with students and parents through email, telephone and/or videoconferencing to help students stay on track.

There are about 14 cyber schools in Pennsylvania. As with all public schools, there is no cost to attend cyber schools.

For more information about this option, including admissions procedures, search our articles on greatphillyschools.org/articles.

Homeschooling

Homeschooling is an option for families in Philadelphia who prefer to educate their children at home. Pennsylvania law sets the academic requirements for homeschooled students, and education must be provided until students reach the age of 17. Required courses include traditional academic subjects as well as music, art and physical education.

For more information about this option, including procedures and resources, search our articles on greatphillyschools.org/articles.

Accelerated Schools

In Philadelphia, accelerated schools are for students up to age 21 who have not completed high school on a traditional path and want to earn a diploma.

Accelerated schools enroll students who are considered at risk of not graduating. They offer classes designed especially for students who have dropped out or fallen far behind, and they provide extra help, tutoring, and career and other types of counseling.

There are about 12 accelerated schools in the School District of Philadelphia. Students can earn credits toward their high school diploma or a GED. All are public schools, and there is no cost to attend.

For more information about accelerated schools, including options, search our articles on greatphillyschools.org/articles.

Step 5: Visit Schools

TIP: Visit greatphillyschools.org/events to find a list of all upcoming open houses.



The next step in the process is visiting the schools. Using the information in our profiles, contact the school(s) to schedule a visit and/or attend an open house. Try to visit during school hours so that you can observe classes and speak to the principal. You want to see an atmosphere that is welcoming and adults who clearly care about the students — but who also expect students to achieve and behave.

The following list of questions can help you get the most out of your time at a school.

Questions for the Principal

- What academic expectations do you have for students?
- What percentage of your students perform on grade level in math and reading?
- What do you believe leads to student achievement? (Watch out for school administrators or teachers who make excuses for low achievement based on such factors as race, income or gender.)
- How many student-related incidents happened in the last year? (Ask for examples.)
- How do you handle student misbehavior? How will I know if there has been a problem with my child?
- How do you assess learning and track progress?
- What will you do if my child falls behind or struggles in class? Will you contact me?
- How do you evaluate your teachers and hold them responsible for student learning?
- Where do students go when they leave your school? When they finish eighth grade, do they attend high-quality high schools? After high school graduation, what percentage attend college?

When Walking the Halls

- How do students behave as they move from class to class?
- Are hallways clean and well-kept? What about the bathrooms?
- Does recent student work appear on walls or bulletin boards?

When Visiting a Classroom

- Watch for student engagement. Are all students paying attention to the teacher or participating in a learning activity?
- Do students seem interested in what they are doing, or do their minds appear to be somewhere else?
- Are there examples of student work and progress on display?
- Is the classroom clean and orderly?
- Is the teacher pleased to see you?



Step 6: Apply to Schools

Once you have completed your visits and reviewed your notes, it's time to decide which school(s) to apply to. We have listed the basic procedures for applying to each type of school below. If you haven't heard anything back from a school after two weeks or so, follow up to make sure they have your application and any other required materials or information. Ask when you will receive an answer about whether your child will be accepted or enrolled.

How to Apply to a Public District School

Citywide- and Special-Admission Schools

Some District schools citywide admission schools and special-admission schools do not have an assigned neighborhood zone; they are open to any student living in Philadelphia.

Citywide admission schools may have grade, attendance, or behavior requirements, but are often easier to get into than special-admission schools. Students are selected by lottery.

Special-admission middle and high schools, also called magnet schools, have entrance requirements. Students are selected based on attendance, behavior, grades and standardized test scores. Some schools require an interview or audition (for arts-focused schools). These schools are competitive and some receive thousands of applications every year, so it is important to research each school and have backup choices.

Students interested in citywide- or special-admission schools must apply through the District's online application. To apply for the 2021-22 school year, the application is generally due in November. Students can apply to up to five schools, not including their neighborhood school.

First-Time Registration for Your Neighborhood School

You have to register to attend a Philadelphia District school if your student is:

- A new resident of the city
- Transferring from a private, Catholic or other public school
- A student entering Kindergarten (or entering school for the first time)

District Kindergarten registration generally begins in late January before the school year that your child will be entering Kindergarten and usually closes in late May. While Pennsylvania state law does not require that children enroll in school until age 8, they are eligible for Kindergarten enrollment if they are 5 years old by September 1st of the year they are entering school. See page 20 for more details on Kindergarten, including how to register at your District neighborhood school.

If your student is new to the District and is enrolling in grades 1-12, neighborhood schools are open for registration during the two weeks prior to the start of school. Visit philasd.org/studentplacement for the documentation needed to register.

TIP: If you are interested in enrolling at a District school other than your assigned neighborhood school, you should start that process a full year earlier through the School Selection Process application at schoolselect.philasd.org. Learn more about the timeline to apply on greatphillyschools.org.



Transferring Between Neighborhood Schools

Only schools that anticipate having extra space are open for transfer. Prior to the opening of the School Selection Process, the District releases a list of elementary, middle and high schools accepting applications, which will be available at philasd.org/studentplacement. Selection for applicants outside of the school's neighborhood "catchment" zone is made by lottery. All high school students attending schools 1.5 miles or more from their home receive a SEPTA TransPass free of charge, but in some cases the travel time to and from home places a burden on students and families. Families should be aware that few students are admitted to high-performing neighborhood schools through the transfer process, so it is best to have multiple options.

In order to apply, students should complete the District's application, usually due in November. Do not list your designated neighborhood school as one of your five choices. If you would like to attend a different neighborhood school or a citywide- or special-admission school, you must apply by the application deadline. To learn more about the timeline, visit greatphillyschools.org.

Emergency transfers are available in rare cases, usually when a student feels unsafe or threatened and can provide documentation, such as a police report. There must also be a record of past efforts by the school and families to remedy the situation. These transfers are initiated through the school and can usually be arranged in a matter of weeks.

Frequently Asked Questions

How can I find out the admissions requirements for a particular school? High school profiles in this guide include the admissions policies. To find admissions policies for elementary and middle schools, visit the school's profile on greatphillyschools.org. The student's guidance counselor can help explain the requirements.

If a student doesn't meet the exact criteria of a selective school, should they apply anyway? Yes, but only if the student's record comes close to meeting all the requirements. Schools sometimes admit students who do not meet every criterion. Principals at selective schools may seek recommendations from the student's current counselor and principal. Interviews can also make a big difference.

Certain schools have lots of applicants. How can a student improve their chances? Before a student applies to a school with a high number of applicants, like Masterman, keep in mind that nearly all of its high school slots are filled by students from its middle school — the odds may be one in a hundred. Some of the other most selective schools may admit only one out of every 10 applicants. But other city schools that are not as well known have similar programs. Check them out. Applying to charter schools is another way of improving the odds; students are not limited in how many they can apply to, so it's worth it to apply to a school with a low acceptance rate.

If a student is placed on a waitlist, what should they do? If a student is placed on the waitlist, there is still a chance of admission. Keep in touch with the student's counselor and the desired school.

A student who is not offered a place during the additional lottery rounds should register to attend their neighborhood school and check greatphillyschools.org for other options.

Are there high schools that will help prepare students for a trade or career? Yes, there are about 115 state-approved career and technical education programs in Philadelphia, some of which lead to a certificate or credential along with a diploma that can help graduates in the job market. In state-approved programs students take academic and technical courses in their chosen field for three years (beginning in 10th grade). The programs are on the Philadelphia Workforce Investment Board's High Priority Occupations list, which indicates that the program is meeting the workforce development needs of the region. See page 26 for information on CTE programs.

Do any neighborhood high schools have special programs? Many neighborhood schools house special programs in such areas as health occupations, culinary arts, criminal justice, communications and automotive technology. You can find a list of CTE programs beginning on page 28.

Can a student apply to a neighborhood school in another area? Yes. Keep in mind that students outside of a school's catchment area are selected by lottery — and only if students inside the assigned zone don't fill the school. Call the school to find out if they usually have space available so that you can make the most of your five District application choices.

Should a student with an IEP apply to selective high schools? All students are encouraged to apply to any high school that interests them and for which they meet the basic qualifications. A court decision that resulted in the LeGare Consent Decree requires the District to maintain a minimum percentage of students who have an Individualized Education Program (IEP) in selective schools. Learn more about the LeGare process on page 17. There are separate lotteries for special-ed students and English Learners (ELs) at the schools that have lotteries.

What are the rules for English Learners? All schools are required to serve English Learners (ELs), and the District encourages EL students to apply to selective schools. A court order called the YS Stipulation requires the District to maintain a minimum percentage of English Learners in selective schools and bars schools from denying qualified ELs admission by claiming a lack of services. But some schools provide better EL education than others. If you are an EL student, insist that a school show you or your family its state test results in reading and writing for EL students only. If a majority of EL students are not proficient in reading or writing by 11th grade, that is an indication of a weak EL program. See page 18 for information on EL education.

Besides their counselor, where else can a student get help with the school choice process? Contact GreatPhillySchools at info@greatphillyschools.org.

Applications, school directories and explanations of the policies and procedures for the selection process are available at Parent and Family Resource Centers around the city; see philasd.org to find the nearest center.

The Application Process

To transfer between neighborhood schools or to apply to a citywide- or special-admission school, complete the District's School Selection Application, available online at schoolselect.philasd.org. This application usually opens in September and generally closes in November. To learn more details about the application timeline, visit greatphillyschools.org.

TIP: Find a school's profile on greatphillyschools.org to learn about a school's admission requirements. Click the "Apply Now" button to apply.



How to Apply to a Public Charter School

There are two basic types of charter schools in Philadelphia: traditional charter schools and Renaissance charter schools. Traditional charter schools can enroll students from any part of the city; however, if a charter school receives more applications than the number of available seats in a certain grade, they must offer seats through a random selection process ("lottery"). Some schools offer preferences for certain groups of applicants (for example, siblings). Renaissance charter schools must enroll all students living in a designated neighborhood.

Charter schools cannot deny application or admission to students because of their grades, race, income or special needs.

Apply Philly Charter

After you decide which charter schools you want to apply to, the next step is to fill out a short, online application through Apply Philly Charter (applyphillycharter.org). Apply Philly Charter is a website where you can easily apply to most Philadelphia charter schools for the 2021-22 school year, starting on September 25, 2020. The deadline to apply for the 2021-22 school lottery is January 25, 2021.



Applying to charter schools using Apply Philly Charter is easy. You can apply to participating charter schools using your smartphone, desktop computer, tablet, or even phone. Once you're on the website, you can create a secure profile and enter basic contact and grade-level information about your student, then choose which charter schools you want to apply to.

All applications submitted through Apply Philly Charter will be sent to the charter schools listed on the student's application. In February, families will be able to log in to Apply Philly Charter to view the outcome of their application(s). Families will also be contacted directly by schools about the outcome of their application(s). If offered a seat, you should notify the school of your decision to accept and follow all steps to enroll your student and notify other schools of your decision. If you are waitlisted, knowing your placement on the list will help you understand your chances of being offered a seat. The school will contact you directly if your waitlist status changes.

More information about Apply Philly Charter — including participating charter schools and application timeline information — can be found on applyphillycharter.org in summer 2020.

Note that during the school selection window starting in fall 2020 (for families applying for the 2021–22 school year), not all charter schools in Philadelphia will participate in Apply Philly Charter. You can still apply to those schools by visiting their websites and filling out their own applications. Visit greatphillyschools.org to find all charter school application deadlines and information to apply. A full list of charter schools participating in Apply Philly Charter will be made available on applyphillycharter.org in summer 2020.

Renaissance Schools

Renaissance Schools are formerly low-performing District schools that the School District of Philadelphia has selected as “turnaround” schools and converted into charters. Like any other charter school, Renaissance Schools operate with increased freedom. However, like traditional public schools, Renaissance Schools are required to enroll all students living within designated neighborhood boundaries. The enrollment process for Renaissance Schools is the same as that for District schools. As of the 2019–20 school year, there were about 3 Renaissance high schools and 22 Renaissance elementary and middle schools in Philadelphia.

How to Apply to a Catholic School

Students must apply to attend a Catholic school. The details of the admissions process vary, but it generally includes an application, entrance test and interview. The entrance exam is offered on multiple dates from October through December. Admissions decisions are made by early spring. Depending on enrollment, a school may accept late applications until the start of a new school year.

Catholic elementary and middle schools operated by the Archdiocese of Philadelphia have their own individual applications. Visit the school's profile on greatphillyschools.org for more information. To apply to Catholic schools operated by Independence Mission Schools, visit independencemissionschools.org. Catholic high schools operated by the Archdiocese of Philadelphia have a unified application. To apply, visit aopcatholicsschools.org/universal-application.

How to Apply to an Independent Private School

The admissions process is different at each independent school. Many schools require that families attend an open house before applying. Applications often require a recommendation from a teacher and a copy of your child's grades from their current school.



Specialized Services

Special Education Programs

Children with disabilities have special rights in public schools (including charter schools), which require schools to provide services and supports to address their unique needs. Public schools create an Individualized Education Program (IEP) or 504 plan to provide special education to meet the particular needs of a child with a disability at no cost to the child's parents or caregivers.

Finding a great school for your child with an IEP or 504 plan starts with determining their needs. See page 2 to learn about researching schools using GreatPhillySchools.

Students with an IEP or 504 plan should consider all school types: public District, public charter, private Catholic and private independent. However, there are different rules for what services and supports the school types must provide for children with disabilities. Public District and public charter schools are required to provide your child with the educational services listed in their IEP or 504 plan.

All public schools (including charter schools) are required to serve children with disabilities. Your child's IEP team or 504 team, which includes you, will determine the support program and service levels needed for your child to make progress. Just like other educational programs, special education programs may vary from school to school. It is important to visit any school you are considering, or has been proposed, for your child in order to learn more about the programs that are offered. You may wish to speak with the Special Education Liaison (SEL) or special education department head to learn more about the school.

Children with disabilities must have an equal opportunity to participate in the admissions process for public high schools. Some public schools have selective admissions requirements, such as minimum standardized test scores or attendance records. If your child has an IEP or 504 plan and you are interested in applying to a school with selective admissions requirements, you should contact your child's school counselor about the LeGare process.

The LeGare process sets different admissions criteria for children with disabilities to ensure that they are not discriminated against in high school admissions. The school counselor or case manager will prepare a LeGare folder that will include additional information about your child that is necessary for the admissions process. If you have questions about the LeGare process for high school admission, you can email legare@philasd.org or contact the Office of Specialized Services at 215-400-4170 or email specializedservices@philasd.org.

Unless a child with a disability is enrolled in a private school by a public District or charter school, private schools are not required to provide special education under an IEP. However, most private schools accept children with many types of disabilities and may provide additional academic and behavioral supports to these children. You should contact individual schools to discuss your child's IEP or 504 plan and the available supports.

Regardless of which school type you select, it is important to stay involved in your child's education to assure your child's needs are met. The school should regularly update you on your child's progress. For public schools implementing an IEP, you must receive updates about your child's progress toward the goals established in the IEP. By state and federal law, public schools must also begin transition planning for students with an IEP by age 14. Transition planning must include supports for a student's education and/or training for high school and to seek opportunities after graduation.

If you feel your child is not receiving the proper special education services, contact the Education Law Center at 215-238-6970 to receive free special education legal information. To learn more about specialized education programs and to view a list of frequently asked questions, visit greatphillyschools.org/articles.

If your child does not have an IEP, but you think that your child may need specialized services, speak first with your child's teacher. Discuss your observations and concerns about your child's learning progress. You or the school may request an evaluation. See page 17 to learn about the evaluation process.

Special Education Evaluation Process

You, as a parent or guardian, are the expert on your child. If you are concerned that your child has a disability or is not making progress, it is important to understand how to start the process to obtain additional support for your child in the classroom. The special education evaluation process can be the first step in finding out what supports your child needs.

- 1. Request an evaluation.** To begin the evaluation process, you should submit a written request for evaluation to a school official, such as the school principal or counselor, with the date included. The school must either send you: (1) a *Permission to Evaluate-Consent Form* (PTE), which explains the reasons for the evaluation, any records or reports the school will use, and the specific types of tests that the school district will do; or (2) written notice, which explains why the school will not evaluate your child. Alternatively, the school can request the evaluation, but you still must sign the PTE to begin the evaluation.
- 2. Participate in the evaluation.** Within 60 calendar days (not including summer months) of receiving the PTE, the school must complete all assessments of your child and provide you with an Evaluation Report. The assessment process may involve testing, interviews, observations, and a review of the student's academic records and work. You can also provide information from outside medical or other professionals who know your child. Your child will be eligible for special education if they: (1) meet the definition of one of the disability categories and (2) need specialized instruction and related services because of the disability.
- 3. Create the IEP.** If your child is eligible to receive special education, you must meet with the IEP team to establish and write the annual plan. The school must set up the meeting within 30 calendar days after issuing the Evaluation Report. The IEP should include educational services to address all of your child's unique needs. Parents and guardians are an important part of the IEP team and must be invited to all IEP meetings. You should attend the meetings or request to reschedule them so that you can help plan for your child.
- 4. Review the NOREP.** After the meeting, the school will provide you with the *Notice of Recommended Educational Placement* (NOREP) explaining the placement and educational services offered to your child in the IEP. The NOREP should be consistent with the plan that was discussed at the meeting.

Typically, the NOREP explains services that will be provided at your child's current school. However, if your child requires a specialized program that is not provided at the current school, the NOREP could explain that your child will be transferred to a different school. You must indicate on the NOREP whether you agree with the proposed plan and return it to the school within 10 calendar days.

- If you disagree, you may request a meeting with school officials, mediation, or a due process hearing.
- If you do not want your child to change to the educational program listed in the NOREP, you should request mediation or a due process hearing to freeze the placement. This is called *pendency*. You can learn more about pendency, as well as requesting mediation or a due process hearing, by visiting the Office of Dispute Resolution at odr-pa.org or contacting the Office of Dispute Resolution's ConsultLine at 800-879-2301.

5. Implement the IEP. If you do not request mediation or a due process hearing, the school must begin providing the services written in the IEP as soon as possible but no later than 10 school days after the school issues the NOREP.

6. Review the plan at least annually. The school must meet to review the IEP at least once a year, but it should provide you with reports of progress throughout the school year. You can request an IEP meeting at any time to discuss any concerns. In addition, the school must reevaluate your child at least once every three years (or every two years for children with intellectual disabilities) or as needed based on your child's progress.

For more information about special education or for assistance in the evaluation process, contact:

- Office of Specialized Services, 215-400-4170, philasd.org/specializedservices
- ConsultLine, 800-879-2301, odr-pa.org
- Education Law Center, 215-238-6970, elc-pa.org

DISCLAIMER: This information, reviewed by the Education Law Center, provides a general idea of Pennsylvania and federal special education laws and should not be considered legal advice.

English Learner Education

Federal and state laws require public schools (including charter schools) to offer special classes and support to students and families who do not speak English as a primary or native language. These students are said to have Limited English Proficiency (LEP), and are known as English Learners (ELs).

The goal of an EL education is to help students do better in school by improving their listening, speaking, reading and writing skills in English and by helping them understand English-language culture. There are approximately 15,000 English language learners in pre-K through 12th grade in the Philadelphia school system.

The amount and types of instruction and support that schools must provide to ELs depend on how well they can currently understand, speak, read and write in

English. Students who speak no English may receive up to three hours a day of direct language instruction, while students who are nearly proficient may receive an hour or less per day. In Philadelphia, these classes are known as English for Speakers of Other Languages (ESOL), but they are also called English as a Second Language (ESL).

When ELs are in regular classrooms, teachers must adapt their lessons to make sure that ELs understand the material. ELs may also receive special help during standardized tests, which may include having directions given to them in their primary language. Schools may not exclude ELs from special academic programs (such as gifted or technical education), school counseling or extracurricular activities.

View a school's profile on greatphillyschools.org to find out the percentage of EL students it currently serves. Parents can contact the Office of Multilingual Curriculum and Programs at 215-400-4240 for more help locating a school. Interpreters are available.



Scholarships

The following organizations provide scholarships and other financial aid to students in the Philadelphia area. Please contact the organizations directly for eligibility requirements and more information.

National

A Better Chance (grades 4–9), 610-992-0995, abetterchance.org

Local

Bravo Educational Foundation (grades pre-K–12), 717-214-2200, thebravofoundation.org

Business Leadership Organized for Catholic Schools (BLOCS; grades K–12), 484-704-2300, blocs.org

Children's Scholarship Fund Philadelphia (grades K–8), 215-670-8411, csfphiladelphia.org

Ellis Trust for Girls (grades 9–12), 215-790-1666, ext. 444, ellistrust.org

Steppingstone Scholars, Inc. (grades 4–12), 215-204-5130, steppingstonescholars.org

College

The Philadelphia Foundation Community Scholarship Fund (grades 12+), 215-563-6417, philafound.org

Philadelphia Futures, 215-790-1666; philadelphiafutures.org

Philly Goes 2 College, 215-665-1400 ext. 3356; phillygoes2college.org

Resources

General Information

Education Law Center, 215-238-6970, elc-pa.org

Philly311, phila.gov/311 or dial 311

Mayor's Office of Education, 215-686-0333, bit.ly/philaMOE

Public District Schools

District School Finder: bit.ly/SDPFinder

School Selection Application: bit.ly/enrollmentoffice

Office of Specialized Services, 215-400-4170, specializedservices@philasd.org

Office of Student Enrollment and Placement, 215-400-4290, bit.ly/enrollmentoffice

Public Charter Schools

Apply Philly Charter, applyphillycharter.org

Charter Schools Office, 215-400-4090, philasd.org/charterschools

District Charter School Directory: bit.ly/charterdirectory

Private Catholic Schools

Archdiocese of Philadelphia — Office of Catholic Education, 215-587-3589, aopcatholicschools.org

School Report Cards

Want more data? Stay up on your school's progress with these additional resources:

In 2018, the Pennsylvania Department of Education (PDE) launched a performance tool, the **Future Ready PA Index**, for public schools statewide. Learn more here: futurereadypa.org

The School District of Philadelphia launched the **School Progress Report** (SPR) in 2013 to better serve Philadelphia families, students and the school community in tracking performance progress. Learn more about the SPR here: bit.ly/philaschoolprogress



How to Apply to Kindergarten

The start of Kindergarten is an exciting time for families, but did you know that the process of selecting one should start nearly a full year in advance? Finding a great Kindergarten program is one of the most important ways to set your child up for academic success, so we have compiled some helpful resources to make this process easier.

Why Kindergarten?

Though Kindergarten is not mandatory in Pennsylvania, it is a vital part of a child's education and adult success. Research has shown that students who have participated in a high-quality Kindergarten program are more likely than their peers to go on to college and ultimately find higher-paying jobs in adulthood. Students who complete Kindergarten begin first grade more prepared than their peers and have had time to socialize and adjust to an academic learning environment.

We encourage families to consider a variety of school options for Kindergarten: public neighborhood, public charter, private independent and private Catholic. Learn more about the different school options on page 9.

Kindergarten Eligibility

To register for a public school, your child must be 5 years old by September 1st of the year they would start school. If your child will be 6 on September 1st, you can provide a written request to enroll them in Kindergarten instead of first grade.

All parents are eligible to enroll their children in a public Kindergarten class. Because spaces in popular neighborhood and charter schools tend to fill up quickly, all parents should start the Kindergarten application process a year in advance. By starting earlier, you provide your child with more school options. Learn about the timeline on page 21.

Application Timeline for Kindergarten

For Kindergarten students starting in the 2021-22 school year:

September–January

- ▶ **Attend the Philly K-8 School Fair:** Learn about charter, District and private school options by attending the Philly K-8 School Fair. Visit phillyk8fair.com for more information, including event details.
- ▶ **Complete private school financial aid applications:** Most private schools accept applications through the spring, but their financial aid can be exhausted as early as the winter before. Private schools can be a great option for families, but if your enrollment is dependent on financial assistance, begin that discussion by meeting with the school's financial aid office and completing your application in the fall. You can apply to as many schools as you want, then decide later which school is right for your child.
- ▶ **Apply to District schools outside of your neighborhood school:** If you would like to attend a District school other than your assigned neighborhood school, you must fill out a separate application form online at schoolselect.philasd.org. This application usually opens in September and generally closes in November. Because some schools have limited space (or are overenrolled), the District releases a list of schools with Kindergarten seats available to children who live outside of the schools' neighborhood catchment. Visit greatphillyschools.org to find a list of these schools and read more about the process to apply on page 12.
- ▶ **Apply for scholarships with the Children's Scholarship Fund:** If you are interested in private schools, the Children's Scholarship Fund Philadelphia provides free, lottery-based scholarships for parents of K-8 students. The scholarships last four years and can be applied to many private schools. Visit csfphiladelphia.org to learn more and complete a short application. For the best odds, apply by the priority deadline on November 15, 2020. A second lottery will be held for applications received up to March 1, 2021.
- ▶ **Apply to charter schools:** You can apply to most charter schools on one website: applyphillycharter.org! Participating charter schools will accept applications through Apply Philly Charter beginning September 25, 2020 through January 25, 2021. Not all charter schools accept applications through Apply Philly Charter and may have different application deadlines. Visit greatphillyschools.org for more information.

February–May

- ▶ **Apply to private schools:** Priority admissions deadlines for most private schools fall in this time. A parent interview or school visit may be required. Many schools require application fees. If paying the fee is a hardship, ask if the school offers waivers.
- ▶ **Receive your District application results:** If you applied for schools other than your neighborhood school by completing an online application, you should receive your results in January (see timeline details at greatphillyschools.org). Some schools receive more applications than they have space and might not be able to offer you a spot. If you are accepted into any school other than your neighborhood school, you must confirm that you want to attend the school within a week.
- ▶ **Register for your District neighborhood school:** District schools have limited space for Kindergarten. To ensure a space at your neighborhood school, register as early as possible. Registration typically opens in January and closes at the end of May, but popular schools often fill up early. If your school's Kindergarten class is full, you will be placed on a waitlist and assigned to a nearby school with space. Learn more about how to register at your District neighborhood school on page 22.
- ▶ **Attend open houses:** Schools offer open house visitation times for prospective families. You can find a list of dates at greatphillyschools.org/events.
- ▶ **Charter schools hold lotteries and notify parents of acceptances:** Each school holds its own lottery; many are public and open for you to attend. In February, families who applied to charter schools through Apply Philly Charter will be able to log in to the site to view the outcome of their application(s). Families will also be contacted directly by schools. Charter schools not participating in Apply Philly Charter may also notify families during this time. If your child is placed on a waitlist, you may receive an offer later in the year. Speak with the school directly about your chances.
- ▶ **Early registration closes for District schools:** Kindergarten registration typically closes at the end of May. After the end of May, you can still register for Kindergarten by visiting your neighborhood school — as long as there is space available. Visit your school's front office or call to speak with the secretary to ensure that there is room for your child. Learn more about how to register at your District neighborhood school on page 22.

How to Register for Kindergarten at Your Neighborhood School

1 Identify Your Options

Though Kindergarten is not required, the District provides free Kindergarten for Philadelphia families. GreatPhillySchools offers the starting point for your school research and a reference to help you understand and compare your options. Visit greatphillyschools.org to learn more.

All families are eligible to enroll their child at a District neighborhood school. First, identify your catchment school by entering the student's home address in the Find a School search feature on greatphillyschools.org.

If you would like to attend a District school other than your assigned neighborhood school, you must fill out a separate application form online through the School Selection Process. The deadline to complete this form is generally in November. Visit schoolselect.philasd.org for more information. If your child is offered a seat, you will need to follow all steps to register and enroll in the school.

2 Gather Your Documents

To register for Kindergarten, you must provide the following documents:

- **Proof of your child's age:** Examples include birth or baptismal certificate, passport, prior school records indicating date of birth.
- **Proof of address (2 documents):** Examples include a lease, deed, valid state drivers or photo identification, or utility bills with your name and address. For more examples, visit bit.ly/SDP-Kinder.
- **Immunization records:** Ask your child's physician for these records. Students are exempt from this requirement if a physician provides a written statement that immunizations would be detrimental to the health of the child and/or the parent/guardian submits a written document objecting to immunization on religious grounds or strong moral/ethical conviction.

- **Registration forms:** These forms can be filled out at the school or completed at home. Visit philasd.org/studentplacement to access the EH-40 document online.

Though not required for registration, schools may request:

- Valid photo ID of the parent or guardian, such as a drivers license, passport or state photo identification card.
- Child's previous school information, if applicable.

3 Register at the School

Call ahead to make sure someone will be present at the school. Plan 30 minutes to one hour, as you may need to wait or complete additional paperwork. Tip: The best time to visit is during the middle of the day. Staff is generally very busy during student arrival and dismissal times. You can speed up the process by filling out the Registration Forms (EH-40 document) ahead of time. Visit philasd.org/studentplacement to find this document.

Alternatively, you can complete the registration online. Visit philasd.org/thriveatfive for more information.

Special Education and Accommodations

If you believe your child may need special learning accommodations, speak directly to the school. Many schools – including private schools – will work with your child to determine the best methods of support. In some cases, this may mean working with you to draft an Individualized Education Program (IEP). Learn more about this process on page 17.

Transitioning from an Early Intervention Program

Children planning to attend a District or charter school may be eligible to transition preschool special education services prior to starting Kindergarten. The transition process begins one year before your child is eligible for Kindergarten (or 1st grade if the child does not attend Kindergarten).

The goal of the Early Intervention transition process is to determine the levels of special education services your child will need for Kindergarten by the beginning of the school year. As the District evaluation process can be lengthy, eligible children can have an established IEP that will provide support first while seeking a reevaluation with the District or charter school.

Private schools have their own independent process to establish the level of supports offered to students needing special education services. For more information, contact the school directly.

For eligible preschool children ages 3 to 5 years old living in Philadelphia and areas of Delaware County, Elwyn SEEDS provides Preschool Early Intervention testing and coordinates support services. When children with Early Intervention services are of school age, Elwyn SEEDS coordinates the Transition to Kindergarten process, which begins a year prior to starting Kindergarten.

1. Complete the Intent to Register Form. This form will be shared with families who have children eligible for Kindergarten or 1st grade. By indicating your plan to register your child at a District or charter school, Elwyn SEEDS sends your child's preschool evaluation and IEP to your District or charter school and proceeds with the transition process.

2. Receive Notice of Transition Process Options.

After reviewing your child's documents, the District or charter school will notify the parents in writing with the options available. These options are (a) adopt the Early Intervention IEP for school, (b) adopt the Early Intervention IEP with revisions, or (c) conduct a reevaluation to establish a new IEP.

3. Attend the Transition Meeting. The purpose of this meeting is to discuss your child's options in person with the Early Intervention staff and District/charter staff.

4. Register at your Neighborhood School. Your child must be registered and enrolled in a District or charter school. Read about the timeline on page 21 and how to register at your neighborhood school on page 22.

5. Complete the Permission to Re-Evaluate Form (PTRE). While eligible children must have an IEP in place by the beginning of the school year, the District will also require a reevaluation. After receiving this signed form, the District can begin the reevaluation process. Learn about this process on page 17.

IMPORTANT NOTE: As the services available at different schools vary, your student could be placed at a different school to receive the appropriate supports in his/her IEP.

For more information:

- Elwyn SEEDS, elwyn.org/services/early-learning, **215-222-8054**
- Office of Specialized Services, philasd.org/specializedservices, **215-400-4170**
- The Office of Dispute Resolution, odr-pa.org, or call ConsultLine at **800-879-2301**
- Education Law Center, elc-pa.org, **215-238-6970**

Frequently Asked Questions

How old does my child need to be to register?

To register for a public school, your child must be 5 years old by September 1st of the year they would start school. If your child will be 6 on September 1st, you can provide a written request to enroll them in Kindergarten instead of first grade — or you can skip Kindergarten and enroll directly in first grade.

What paperwork is required to register for Kindergarten at my neighborhood school?

See page 22 for the list of required documents to register at your District neighborhood school.

What paperwork do I need to apply to Kindergarten at a charter school?

You do not need to submit registration paperwork to apply to a charter school. Most charter schools accept a simple online application through Apply Philly Charter (applyphillycharter.org) for entry into their lottery. Only if you are offered a seat and want to attend the school are you expected to provide paperwork. Increase your options by applying to more schools; you'll have a chance to choose once you know whether or not your child has been accepted.

Should I register at my District neighborhood school?

Yes. The District provides free Kindergarten for Philadelphia families — but the space available at each school varies. When a school runs out of space, the District will place your child on the waitlist for your local school and refer you to a nearby school that still has space.

Registration typically opens in mid-January and closes at the end of May. Registering early assures your child a spot at your local school, even if you are still considering other options. Most charter school decisions will not be made before February, at which point your neighborhood school may already be full. Read more on how to register at your neighborhood school on page 22.

Is private school an option for me?

Private schools can seem out of reach for many families, but there is a wide range of tuition rates — and financial aid — available. Visit greatphillyschools.org to find out a private school's average tuition rate, but avoid sticker shock! Some of the most expensive schools are also the biggest providers of financial aid, making it possible for families with varying levels of income to attend. Some schools even offer a tuition-free experience for all of their students.

The fall before school starts is the best opportunity to apply for financial aid. Families who meet certain income requirements can also apply for lottery-based K-8 scholarships through Children's Scholarship Fund Philadelphia. Families who are selected receive tuition assistance for four years. The deadline to apply is March 1, 2021. Visit csfphiladelphia.org for more information.

Do schools accept more applicants in Kindergarten than in other grades?

Applying in Kindergarten gives you the best opportunity to be selected for a school of your choice. Consider, for instance, a charter school that includes grades K to 5. In Kindergarten, the school holds its lottery for all 50 spaces it has available. The school expects about 44 of those students to continue on to first grade, leaving only six spaces available for new families. Similarly, District schools typically have fewer spaces for transfer students in higher grades.

Some schools, including many private Catholic schools, begin in pre-K, making it even more important to consider your options early.

Do schools provide transportation for Kindergarten?

Unfortunately, because Kindergarten is not mandatory in Pennsylvania, schools are not required to provide transportation unless it is included in the child's IEP. District schools do not provide transportation for Kindergarten, and most charter schools begin busing in first grade. A small number of charter schools, however, will allow younger siblings to ride on buses with older siblings. This is decided on a case-by-case basis, making it important to ask the school directly. Private schools typically do not provide free transportation.

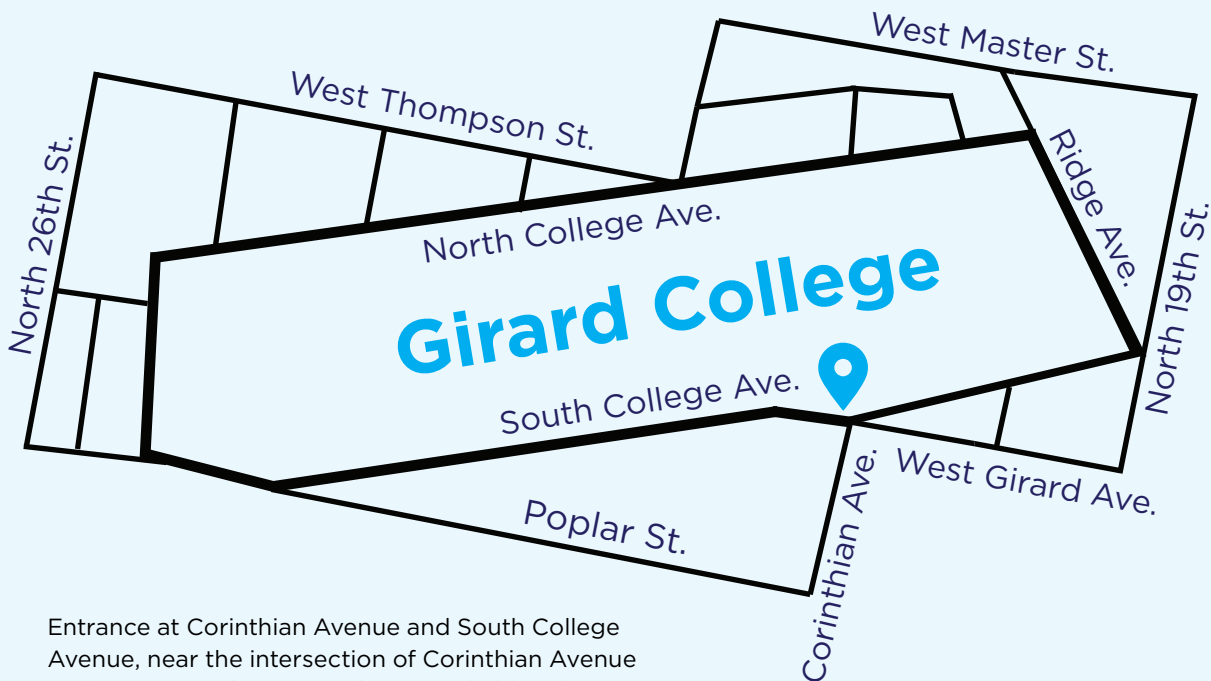
2020 Philly K-8 School Fair

Meet with more than 100 District, charter, and private schools to learn about Kindergarten, elementary, and middle school options in Philadelphia and surrounding areas.

Visit phillyk8fair.com for the event date, time and more details!


Girard College
2102 South College Ave.
Philadelphia, PA 19121

FREE and open to the public!



Entrance at Corinthian Avenue and South College Avenue, near the intersection of Corinthian Avenue and West Girard Avenue. The Fair is held in the Armory building.

phillyk8fair.com



Children's
Scholarship
Fund
Philadelphia

**great
PHILLY
SCHOOLS**

Career and Technical Education (CTE)

The School District of Philadelphia's career and technical education (CTE) programs offer high school students an academic education while providing hands-on training in 40 high-priority and high-employment job areas. More than 6,700 students in Philadelphia participate in a CTE program.

Depending on the program, students take a full load of regular or college-preparatory classes while receiving 1,080 hours of technical training and instruction in professional and personal skills.

Students visit local businesses, take part in mock interviews, have an opportunity to gain real-world experience with internships and co-op positions during their senior year, and frequently find paying summer jobs that use and build their growing skills.

Benefits

In many programs, students who successfully complete their chosen course of study receive an industry-recognized certification, which enhances their chances of employment after graduation. Students may also earn up to 12 free college credits accepted at many colleges and universities in Pennsylvania. Students are still required to complete the same graduation requirements as a traditional student and will leave high school with a diploma.

In addition to these career benefits, a 2015 District evaluation showed that students enrolled in CTE tracks are more likely to graduate on time. They also leave school more likely to excel in areas such as goal-setting, planning and staying engaged with classes.

Applying

All CTE programs within the School District of Philadelphia are considered citywide-admission programs and accept applications through the District's School Selection Process. This application usually opens in September and generally closes in November. There are no entrance requirements for incoming students, but students must apply through schoolselect.philasd.org. See page 12 to learn more

about the School Selection Process to apply to District schools.

There are five high schools (Dobbins, Mastbaum, Randolph, Swenson and Saul) that specialize in career and technical education. All other programs are part of an existing school, many of which are large neighborhood high schools. These programs accept students citywide, and students should apply to these programs directly. Listings for all CTE programs begin on page 28.

For most programs, students will begin taking classes in 10th grade — meaning that students may apply to a school in 9th grade and take only regular classes for a year. For students currently in a neighborhood high school, there may be space to transfer into a CTE program housed within your school; speak to your school directly to find out more.

Programs of Study

Some CTE programs are available at multiple schools throughout the city, while others are restricted to one or two locations. See the listings beginning on page 28 or the District's latest High School Directory for specifics at philasd.org/studentplacement.

For More Information

The School District of Philadelphia's Office of Career and Technical Education website includes details about each of its programs and information about obtaining working papers: philasd.org/cte.

IMPORTANT NOTE: CTE program offerings at individual schools are subject to change for the 2021-22 school year. The programs listed in the following pages reflect the CTE program offerings as of the 2019-20 school year. Interested students should check the School District of Philadelphia's Office of Career and Technical Education website before applying to a CTE program by visiting philasd.org/cte.



How to Read a CTE (Career and Technical Education) Program Listing

1	Autobody Collision Repair	3	4	5
2	Students learn to apply technical knowledge and skills to repair damaged vehicles, such as automobiles and light trucks.	School	Competent or Advanced As Demonstrated on NOCTI	Page
		Thomas Alva Edison High School/ John C. Fareira Skills Center	N/A	147
		A. Philip Randolph Career and Technical High School	67% of 5 students	171
		Swenson Arts and Technology High School	67% of 6 students	177
		The Workshop School	100% of 3 students	180

1 Program Name

2 Program Description: This section describes what a student should be able to do after completing the program and includes the program's major goals.

3 School Name: These are the larger schools that host the CTE program. There are five CTE-focused schools, but most of the programs are housed within a neighborhood high school.

4 Competent or Advanced as Demonstrated on NOCTI: This percentage represents the number of students who tested as competent or advanced on the most recent NOCTI exams. These exams comprise both written and

performance-based assessments that measure a student's vocational skills and can be used to award job certifications. Some schools may not have NOCTI results because there isn't one offered for their program or because the program is too new to have data.

The listed NOCTI performance data is from the NOCTI exams administered in the 2018-19 school year. Where NOCTI data is unavailable for a program, "N/A" will appear.

5 Page: Visit this page to learn more about the school the program is located in. This matters because students enrolled in the program will also take non-CTE classes and be part of the school's general student body.

Accounting and Financial Services

Students learn to provide technical administrative support to professional accountants and other financial management personnel.

School	Competent or Advanced <i>As Demonstrated on NOCTI</i>	Page
Furness High School	N/A	151
Abraham Lincoln High School	100% of 10 students	158
George Washington High School	75% of 12 students	179

Animal Sciences

Students learn the sciences behind both large- and small-animal production and health, and gain experience by working on a farm located at the school.

School	Competent or Advanced <i>As Demonstrated on NOCTI</i>	Page
Walter Biddle Saul High School of Agricultural Sciences	86% of 44 students	174

Architectural Drafting

Students learn technical knowledge and gain an understanding of scientific and mathematical principles that they apply to developing plans and creative designs for buildings and other structures.

School	Competent or Advanced <i>As Demonstrated on NOCTI</i>	Page
West Philadelphia High School Promise Academy	N/A	180

Autobody Collision Repair

Students learn to apply technical knowledge and skills to repair damaged vehicles, such as automobiles and light trucks.

School	Competent or Advanced <i>As Demonstrated on NOCTI</i>	Page
Thomas Alva Edison High School/ John C. Fareira Skills Center	N/A	147
A. Philip Randolph Career and Technical High School	67% of 5 students	171
Swenson Arts and Technology High School	67% of 6 students	177
The Workshop School	100% of 3 students	180

Automotive Technology

Students learn to apply technical knowledge and skills to engage in the servicing and maintenance of all types of automobiles and light trucks.

School	Competent or Advanced <i>As Demonstrated on NOCTI</i>	Page
Thomas Alva Edison High School/ John C. Fareira Skills Center	71% of 7 students	147
Jules Mastbaum Area Vocational High School	36% of 25 students	160
A. Philip Randolph Career and Technical High School	60% of 10 students	171
Swenson Arts and Technology High School	100% of 5 students	177
The Workshop School	75% of 4 students	180

Baking and Pastry Arts

Students learn to make desserts, pastries, candies, decorative work, and specialty or artisan breads through basic theoretical training and hands-on experience. Students also learn high-volume production and food marketing techniques.

School	Competent or Advanced <i>As Demonstrated on NOCTI</i>	Page
Swenson Arts and Technology High School	90% of 19 students	177

Barbering

Students learn to shave and trim facial/neck hair and beards, cut and dress hair, fit hairpieces, give facial and scalp massages, and apply skin treatments in preparation for licensure as barbers.

School	Competent or Advanced <i>As Demonstrated on NOCTI</i>	Page
Murrell Dobbins Career and Technical Education High School	83% of 6 students	147

Biotechnology

Students learn the sciences behind genetics, microbiology, DNA structure and function, forensics, bioethics, and instrumentation through hands-on, real-world labs and experiments in preparation for entry-level research careers.

School	Competent or Advanced <i>As Demonstrated on NOCTI</i>	Page
Murrell Dobbins Career and Technical Education High School	N/A	147
Roxborough High School	31% of 16 students	172

Business Administration

Students learn business/office structure and various business and office/administrative operations in the Microsoft Office Suite to prepare for the Microsoft Office Specialist (MOS) certification exams.

School	Competent or Advanced <i>As Demonstrated on NOCTI</i>	Page
Murrell Dobbins Career and Technical Education High School	17% of 6 students	147
Franklin Learning Center	94% of 16 students	150
Martin Luther King Promise Academy High School	40% of 5 students	156
Abraham Lincoln High School	33% of 12 students	158
Jules Mastbaum Area Vocational High School	38% of 8 students	160
Roxborough High School	35% of 23 students	172

Carpentry

Students learn to lay out, fabricate, erect, install and repair structures and fixtures using hand and power tools.

School	Competent or Advanced <i>As Demonstrated on NOCTI</i>	Page
Jules Mastbaum Area Vocational High School	92% of 12 students	160
Swenson Arts and Technology High School	89% of 9 students	177

Computer Aided Drafting and Design (CADD)

Students learn the basic aspects of planning, preparing and interpreting mechanical, chemical, structural, civil, pneumatic, marine, electrical/electronic, topographical and other drawings and sketches used in various engineering fields.

School	Competent or Advanced <i>As Demonstrated on NOCTI</i>	Page
Benjamin Franklin High School	0% of 3 students	150

Computer Supports Systems Technology

Students learn component and system maintenance and inspection procedures, hardware and software problem diagnosis, and repair and report preparation to support professionals who use computers.

School	Competent or Advanced <i>As Demonstrated on NOCTI</i>	Page
Kensington High School	64% of 14 students	156
South Philadelphia High School	33% of 6 students	176

Computer Systems Networking

Students learn the design, implementation and management of linked systems of computers, peripherals and associated software.

School	Competent or Advanced <i>As Demonstrated on NOCTI</i>	Page
Murrell Dobbins Career and Technical Education High School	N/A	147
Swenson Arts and Technology High School	84% of 19 students	177
West Philadelphia High School Promise Academy	44% of 9 students	180

Construction Technologies

Students learn basic skills in a variety of areas associated with building construction, such as carpentry, masonry, plumbing, heating and electrical.

School	Competent or Advanced <i>As Demonstrated on NOCTI</i>	Page
A. Philip Randolph Career and Technical High School	14% of 7 students	171

Cosmetology

Students learn a variety of beauty treatments including the care and enhancement of the condition of hair, complexion and hands. Instruction includes training in giving shampoos, rinses and scalp treatments; hair styling, setting, cutting, dyeing, tinting and bleaching; permanent waving; facials; manicuring; and hand and arm massaging.

School	Competent or Advanced <i>As Demonstrated on NOCTI</i>	Page
Murrell Dobbins Career and Technical Education High School	50% of 32 students	147
Thomas Alva Edison High School/ John C. Fareira Skills Center	50% of 9 students	147

Culinary Arts

Students learn skills preparing them for employment related to institutional, commercial or self-owned food establishments or other food industry occupations.

School	Competent or Advanced <i>As Demonstrated on NOCTI</i>	Page
Murrell Dobbins Career and Technical Education High School	50% of 26 students	147
Thomas Alva Edison High School/ John C. Fareira Skills Center	100% of 7 students	147
Frankford High School	N/A	149
Benjamin Franklin High School	100% of 7 students	150
Martin Luther King Promise Academy High School	67% of 3 students	156
Jules Mastbaum Area Vocational High School	83% of 18 students	160
A. Philip Randolph Career and Technical High School	86% of 14 students	171
South Philadelphia High School	0% of 10 students	176
Strawberry Mansion High School	N/A	177
Swenson Arts and Technology High School	93% of 14 students	177
George Washington High School	90% of 18 students	179

Dental Assisting

Students learn to function as part of a dental health team under the supervision of a licensed dentist by performing related tasks such as chair-side assisting, office duties and selected dental office laboratory procedures and dental radiography.

School	Competent or Advanced <i>As Demonstrated on NOCTI</i>	Page
Kensington Health Sciences Academy	38% of 8 students	155
A. Philip Randolph Career and Technical High School	80% of 5 students	171

Digital Media Production

Students learn to set up and maintain computer systems, operate basic computer and communication applications, and produce websites, video, and audio.

School	Competent or Advanced <i>As Demonstrated on NOCTI</i>	Page
Philadelphia High School for the Creative and Performing Arts (CAPA)	58% of 19 students	146
Murrell Dobbins Career and Technical Education High School	N/A	147
Kensington Creative and Performing Arts High School	N/A	155
Northeast High School	39% of 78 students	164
Overbrook High School	0% of 6 students	165
Roxborough High School	N/A	172
Swenson Arts and Technology High School	25% of 16 students	177
West Philadelphia High School Promise Academy	13% of 8 students	180

Early Childhood Education and Childcare

Students learn the skills necessary for a variety of occupations in child care and guidance, often under the supervision of professional personnel in child or daycare centers.

School	Competent or Advanced <i>As Demonstrated on NOCTI</i>	Page
Parkway West High School	N/A	166

Electrical and Power Transmission Installation

Students learn to install, operate, maintain and repair electrically energized residential, commercial and industrial systems and DC and AC motors, controls and electrical distribution panels.

School	Competent or Advanced <i>As Demonstrated on NOCTI</i>	Page
Thomas Alva Edison High School/ John C. Fareira Skills Center	100% of 6 students	147
Jules Mastbaum Area Vocational High School	75% of 20 students	160
Swenson Arts and Technology High School	100% of 21 students	177

Electronics Technology/Automated Systems

Students learn basic electronic principles and technical skills for the installation and maintenance of electronic equipment.

School	Competent or Advanced <i>As Demonstrated on NOCTI</i>	Page
A. Philip Randolph Career and Technical High School	0% of 5 students	171

Emergency Medical Technician

Students learn to recognize, assess and manage medical emergencies in pre-hospital settings and to supervise ambulance personnel under the remote supervision of physicians.

School	Competent or Advanced <i>As Demonstrated on NOCTI</i>	Page
A. Philip Randolph Career and Technical High School	60% of 5 students	171

Engineering Technologies

Students learn basic skills in a variety of areas associated with engineering, such as civil engineering, electrical and electronic engineering, electromechanical instrumentation, industrial production and mechanical engineering.

School	Competent or Advanced <i>As Demonstrated on NOCTI</i>	Page
George Washington Carver High School of Engineering and Science	N/A	148
Kensington High School	0% of 8 students	156
Science Leadership Academy	82% of 22 students	175
Science Leadership Academy at Beeber	26% of 19 students	175
South Philadelphia High School	0% of 3 students	176
Swenson Arts and Technology High School	17% of 18 students	177

Facility and Property Maintenance

Students learn the skills to keep a building functioning, and to serve a variety of structures including commercial and industrial buildings and mobile homes.

School	Competent or Advanced <i>As Demonstrated on NOCTI</i>	Page
Murrell Dobbins Career and Technical Education High School	N/A	147
Benjamin Franklin High School	N/A	150

Fashion Design

Students learn the skills central to the entire spectrum of occupations associated with clothing and textile management, production and services.

School	Competent or Advanced <i>As Demonstrated on NOCTI</i>	Page
Murrell Dobbins Career and Technical Education High School	46% of 24 students	147

Film and Video Production

Students learn several types of media production while developing a full understanding of hardware, software and the equipment necessary for delivering effective presentations for business, industry and entertainment.

School	Competent or Advanced <i>As Demonstrated on NOCTI</i>	Page
Thomas Alva Edison High School/ John C. Fareira Skills Center	80% of 5 students	147
Samuel Fels High School	N/A	149
Abraham Lincoln High School	N/A	158
Science Leadership Academy	100% of 14 students	175

Food Processing Science

Students learn food science, food chemistry, nutrition and the skills related to production, processing and safe handling.

School	Competent or Advanced <i>As Demonstrated on NOCTI</i>	Page
Walter Biddle Saul High School of Agricultural Sciences	80% of 15 students	147

Graphic Design

Students learn to use specialized software, such as Adobe Creative Suite, problem-solve to create visual communication and develop a portfolio to pursue college instruction or a career as a freelance graphic designer.

School	Competent or Advanced <i>As Demonstrated on NOCTI</i>	Page
Murrell Dobbins Career and Technical Education High School	69% of 15 students	147
Thomas Alva Edison High School/ John C. Fareira Skills Center	67% of 9 students	147
Kensington Creative and Performing Arts High School	60% of 10 students	156
Jules Mastbaum Area Vocational High School	94% of 16 students	160
South Philadelphia High School	100% of 6 students	176

Health Information Records Technology

Students learn to classify medical information and prepare records along with clinical education under the supervision of a medical records administrator.

School	Competent or Advanced <i>As Demonstrated on NOCTI</i>	Page
Jules Mastbaum Area Vocational High School	73% of 15 students	160

Health Related Technologies

Students learn basic skills in a variety of areas associated with health occupations, such as health and medical services and pharmaceutical and medical instruments and supplies, along with clinical education.

School	Competent or Advanced <i>As Demonstrated on NOCTI</i>	Page
Thomas Alva Edison High School/ John C. Fareira Skills Center	100% of 2 students	147
Kensington Health Sciences Academy	29% of 21 students	155
Martin Luther King Promise Academy High School	N/A	156
Abraham Lincoln High School	63% of 32 students	158
Jules Mastbaum Area Vocational High School	91% of 11 students	160
Overbrook High School	N/A	165
A. Philip Randolph Career and Technical High School	85% of 13 students	171
Paul Robeson High School for Human Services	33% of 15 students	172
William L. Sayre High School	N/A	174
South Philadelphia High School	60% of 5 students	176
Swenson Arts and Technology High School	68% of 19 students	177

Horticulture

Students learn the science behind plant production and health, floral design and flower shop management, and landscaping.

School	Competent or Advanced <i>As Demonstrated on NOCTI</i>	Page
Abraham Lincoln High School	16% of 19 students	158
Walter Biddle Saul High School of Agricultural Sciences	62% of 34 students	147

Logistics, Materials and Supply Chain Management

Students learn to manage and coordinate logistical functions in an enterprise and to undertake the responsibilities associated with receiving, storing, shipping, controlling and distributing products and materials.

School	Competent or Advanced <i>As Demonstrated on NOCTI</i>	Page
Thomas Alva Edison High School/ John C. Fareira Skills Center	33% of 3 students	147

Medical/Clinical Assistant

Students learn to assist physicians by performing functions related to both administrative and clinical duties of a medical office.

School	Competent or Advanced <i>As Demonstrated on NOCTI</i>	Page
Franklin Learning Center	86% of 43 students	150

Natural Resource Management

Students learn hands-on skills that highlight the value of biodiversity and the responsible management of natural resources.

School	Competent or Advanced <i>As Demonstrated on NOCTI</i>	Page
Walter Biddle Saul High School of Agricultural Sciences	74% of 19 students	147

Plumbing Technology

Students learn the skills necessary to practice as licensed plumbers by applying technical knowledge, safety and skills to lay out, assemble, install and maintain plumbing fixtures and systems.

School	Competent or Advanced <i>As Demonstrated on NOCTI</i>	Page
Thomas Alva Edison High School/ John C. Fareira Skills Center	50% of 4 students	147
Jules Mastbaum Area Vocational High School	N/A	160

Precision Machine Tool Technology

Students learn to apply technical knowledge and skills in all aspects of shaping metal parts.

School	Competent or Advanced <i>As Demonstrated on NOCTI</i>	Page
Benjamin Franklin High School	0% of 1 students	150

Rehabilitation Aide

Students learn the skills necessary to work under the supervision of physical therapists, occupational therapists, and other therapeutic professionals, and to perform routine functions in support of rehabilitation.

School	Competent or Advanced <i>As Demonstrated on NOCTI</i>	Page
William L. Sayre High School	N/A	174

Sports Marketing and Management

Students learn to perform development, marketing and management functions associated with careers in the sports and entertainment industry.

School	Competent or Advanced <i>As Demonstrated on NOCTI</i>	Page
Murrell Dobbins Career and Technical Education High School	50% of 10 students	147
Kensington High School	33% of 6 students	156
Abraham Lincoln High School	N/A	158
Northeast High School	59% of 72 students	164
Roxborough High School	N/A	172
George Washington High School	91% of 11 students	179

Welding Technology

Students learn to apply technical knowledge and skills in gas, arc, shielded and non-shielded metal arc, brazing, flame cutting and plasma welding.

School	Competent or Advanced <i>As Demonstrated on NOCTI</i>	Page
Thomas Alva Edison High School/ John C. Fareira Skills Center	67% of 9 students	147
Benjamin Franklin High School	33% of 3 students	150
Jules Mastbaum Area Vocational High School	14% of 14 students	160
A. Philip Randolph Career and Technical High School	33% of 9 students	171

Elementary and Middle School Profiles

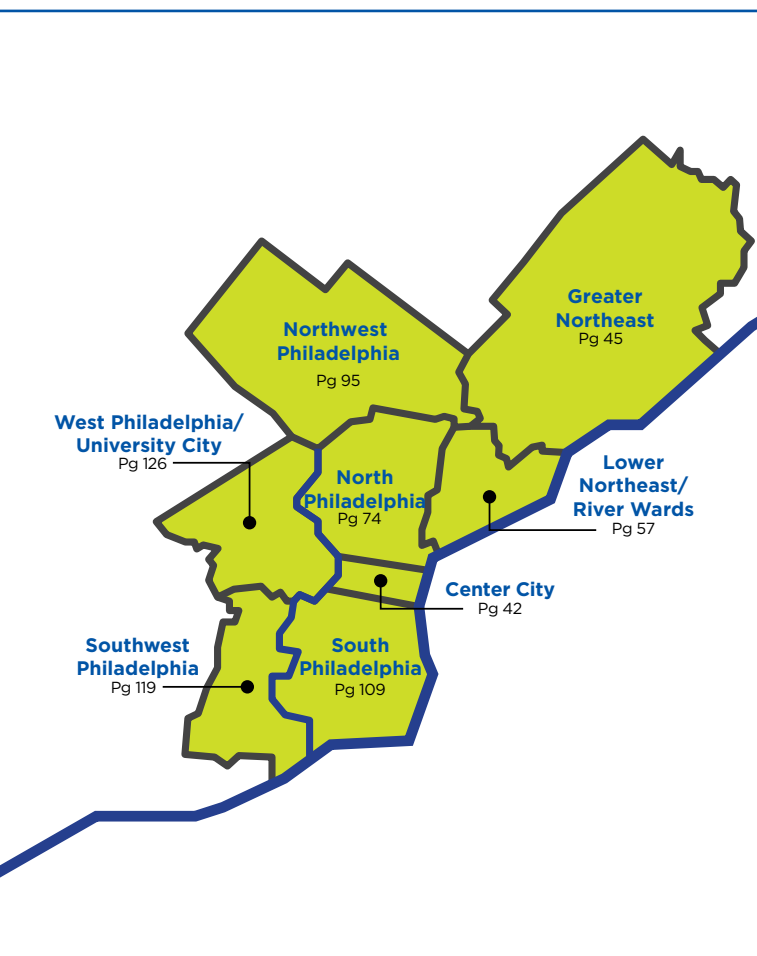
GreatPhillySchools profiles offer a starting point for your school research and a reference to help you plan school visits. In addition to GPS ratings and enrollment numbers, you'll find contact information, transportation options and student demographics. We explain the different types of information you'll see in each profile on page 41.

The profiles are organized by region in Philadelphia and then listed alphabetically by the name a school is most commonly known by — often the last name of the person the school is named for. For example, the Julia R. Masterman Laboratory and Demonstration School is generally called Masterman.

To identify groups of schools to compare, you can start with the guide to top-rated schools below. You can also use our alphabetical index (which lists schools in alphabetical order) and our school-type index (which lists, for example, all of the private schools together), beginning on page 182.

To learn more about a specific school, visit the schools profile on greatphillyschools.org. You can find standardized test results, courses, activities, and brief descriptions provided by the school's leadership, such as admissions information and points of pride.

Quick Reference Guide to Schools by Region



Center City

Zip Codes: 19102, 19103, 19106, 19107 42

Greater Northeast

Zip Codes: 19111, 19114, 19115, 19116, 19136, 19152, 19154 45

Lower Northeast/River Wards

Zip Codes: 19120, 19124, 19125, 19134, 19137 57

North Philadelphia

Zip Codes: 19121, 19122, 19123, 19130, 19132, 19133, 19140, 19141 74

Northwest Philadelphia

Zip Codes: 19118, 19126, 19128, 19129, 19138, 19144, 19150 95

South Philadelphia

Zip Codes: 19145, 19146, 19147, 19148 109

Southwest Philadelphia

Zip Codes: 19142, 19143 119

West Philadelphia/University City

Zip Codes: 19104, 19131, 19139, 19151 126



Quick Reference Guide to Top-Rated Schools

Schools Rated 10 Overall

Engineering and Science, George Washington	
Carver High School of	78, 148
Greenfield, Albert M., School	42
Greenberg, Joseph J., Elementary School	48
Masterman, Julia R., Laboratory and	
Demonstration School	84, 160
McCall, Gen. George A., Elementary School	43
Meredith, William M., School	113
Our Mother of Consolation Parish School	104
Penn Alexander School	135
St. Mary Interparochial School	44

Schools Rated 9 Overall

City School at Spruce Hill, The	128
Frank, Anne, Elementary School	48
Franklin Towne Charter Elementary School	62
Girard Academic Music Program (GAMP)	111, 152
Immaculate Heart of Mary School	100
Jenks, A.S., Academics Plus School	112
MaST Community Charter School	50, 159
Nazareth Academy Grade School	51
Our Lady of Calvary School	52
St. Anthony of Padua Regional Catholic School	115
St. Cecilia School	54
St. Francis Xavier School	90

Schools Rated 8 Overall

Comly, Watson T., School	46
City School at Poplar, The	76, 145
Folk Arts-Cultural Treasures Charter School	79
Girard College	80, 152
Green Woods Charter School	98
Kirkbride, Eliza B., Elementary School	112
Loesche, William H., Elementary School	50
MaST Community Charter School II: Tacony	
Campus	65, 159
Philadelphia Academy Charter School	52, 168
Philadelphia Performing Arts: A String Theory	
Charter School (East and West Campuses)	114
Powel, Samuel, Elementary School	135
St. Christopher School	54
St. Jerome Catholic School	55
St. Pio Catholic School	116


Some Schools Don't Have Ratings

These schools may be new or don't report information in the same way as the majority of our schools. Even if it doesn't have a rating, a school may still be great, but speaking with the school becomes even more important. See page 11 for a list of questions to get started.

How to Read a Elementary & Middle School Profile

Schools are categorized in this guide by regions and zip codes, and then organized alphabetically.

Frank, Anne, Elementary School

Public District Neighborhood  Bus: 1, 14, 58

Grades K-5


1,324 Students

2000 Bowler Street
Philadelphia, PA 19115
215-400-3070


Demographics

Female	48%	Male	52%
Special Ed	6%		
English Learner	26%		
Low-income	55%		
Asian	28%	Black	14%
Hispanic	9%	Other	6%
White	43%		

Overall **9**

Math	9
Reading	8
Science	8
Incidents	8
Attendance	9
High Growth	

MaST Community Charter School III

Public Charter Citywide  Bus: 1, 14, 84

Grades K-12

1 Crown Way
Philadelphia, PA 19154
267-574-9855

This school opened in fall 2019 and will serve grades K-6 in 2020-21 and K-7 in 2021-2022. It will eventually grow to serve grades K-12.

1 Overall: Combines Math, Reading, School Incidents and Attendance ratings to indicate the school's overall quality.

2 School Type: Indicates whether the school is a District, charter or private school. A school's type determines its admissions requirements and whether it charges tuition. See page 9 for more information.

3 Grade Level: The grades served by the school.

4 Enrollment: The approximate number of students enrolled in the grades listed.

5 Contact Information: The school's location and phone number.

6 Public Transportation Options: SEPTA subway, bus, trolley and/or Regional Rail (RR) routes within a 15-minute walk of the school. BSL refers to the Broad Street (Orange) Line; MFL refers to the Market-Frankford (Blue) Line.

7 Math Rating: Represents the percentage of students performing at Below Basic, Basic, Proficient and Advanced levels, as measured by recent standardized test data.

8 Reading Rating: Represents the percentage of students performing at Below Basic, Basic, Proficient and Advanced levels, as measured by recent standardized test data.

9 Science Rating: Represents the percentage of students performing at Below Basic, Basic, Proficient and Advanced levels, as measured by recent standardized test data.

10 Incidents Rating: Represents the reportable incident count per 100 students. Schools rated 10 have the fewest incidents per 100 students.

11 Attendance Rating: Represents the percentage of students who attended 95% or more of enrolled instructional days.

12 College Bound Rating (High Schools Only): Represents the percentage of annual high school graduates who enroll in any postsecondary institution in the first fall following graduation.

13 High Growth Indicator: Highlights schools that have shown significant academic growth over a three-year period in both math and reading.

14 Demographics: The school's racial, economic and gender composition. Due to rounding and/or non-binary gender, demographic numbers may not add up to 100%.

15 Note: Some schools may have additional information reflecting a school's data, ratings and/or enrollment plans.

Center City

Zip Codes: 19102, 19103, 19106, 19107

Freire Charter Middle School

Public Charter Citywide

Grades 5-8

501 Students

1026 Market Street
Philadelphia, PA 19107

267-670-7499



BSL: City Hall, Walnut-Locust

MFL: 11th Street

Bus: 9, 12, 17, 21, 42, 44, 48, 62, 124, 125

Trolley: 10, 11, 13, 34, 36

RR: Market East

Demographics

Female	61%	Male	39%
Special Ed	19%		
Low-Income	78%		
Asian	0%	Black	93%
Hispanic	3%	Other	4%
White	0%		

Overall

5

Math	3
Reading	6
Science	6
Incidents	7
Attendance	6
High Growth	

Friends Select School

Private Independent

Grades PK-12

559 Students

1651 Benjamin Franklin Parkway
Philadelphia, PA 19103

215-561-5900



BSL: City Hall, Race-Vine

MFL: 15th Street

Bus: 2, 27, 32, 33, 48

RR: Suburban Station

Demographics

Female	54%	Male	46%
Low-Income	0%		
Asian	8%	Black	8%
Hispanic	2%	Other	22%
White	60%		

Greenfield, Albert M., School

Public District Neighborhood

Grades K-8

665 Students

2200 Chestnut Street
Philadelphia, PA 19103

215-400-7810



Bus: 7, 9, 21, 42

Trolley: 10, 11, 13, 34, 36

Demographics

Female	48%	Male	52%
Special Ed	10%		
English Learner	4%		
Low-Income	16%		
Asian	9%	Black	18%
Hispanic	6%	Other	11%
White	56%		

Overall

10

Math	9
Reading	9
Science	9
Incidents	9
Attendance	10

Holy Redeemer School

Private Catholic

Grades K-8

207 Students

915 Vine Street
Philadelphia, PA 19107

215-922-0999



Bus: 7, 32, 33, 38, 48

Demographics

Low-Income 73%

Math	9
Reading	8

Mastery Charter School: Lenfest Campus

Public Charter Citywide

Grades 7-12

577 Students

35 South 4th Street
Philadelphia, PA 19106

215-922-1902



MFL: 5th Street

Bus: 5, 9, 17, 21, 33, 38, 42, 44, 48, 57

Demographics

Female	46%	Male	54%
Special Ed	28%		
English Learner	3%		
Low-Income	79%		
Asian	1%	Black	79%
Hispanic	13%	Other	4%
White	3%		

Overall	4
Math	3
Reading	6
Science	5
Incidents	5
Attendance	3
College Bound	6

McCall, Gen. George A., Elementary School

Public District Neighborhood

Grades K-8

711 Students

325 South 7th Street
Philadelphia, PA 19106

215-400-7840



Bus: 12, 47

Demographics

Female	49%	Male	51%
Special Ed	10%		
English Learner	22%		
Low-Income	44%		
Asian	51%	Black	11%
Hispanic	4%	Other	8%
White	26%		

Overall	10
Math	9
Reading	9
Science	9
Incidents	8
Attendance	10
High Growth	

Philadelphia Classical School

Private Independent

Grades K-12

111 Students

1636 Sansom Street
Philadelphia, PA 19103

267-990-2698



BSL: Walnut-Locust

MFL: 15th Street

Bus: 2, 4, 6, 9, 12, 21, 27, 32, 42

RR: Suburban Station

Demographics

Low-Income	11%		
Asian	17%	Black	14%
Hispanic	4%	Other	20%
White	45%		

Incidents	10
Attendance	10

This school will be serving grades K-10 in 2020-21 to eventually serve grades K-12.

Philadelphia Performing Arts: A String Theory Charter School (Vine Street Campus)

Public Charter Citywide

Grades 5-12

1,403 Students

1600 Vine Street
Philadelphia, PA 19102

267-428-2224



BSL: Race-Vine

Bus: 2, 4, 16, 17, 27, 31, 32, 33, 38, 43, 44, 62, 78, 124, 125

RR: Suburban Station

Demographics

Female	59%	Male	41%
Special Ed	15%		
English Learner	4%		
Gifted	1%		
Low-Income	64%		
Asian	12%	Black	27%
Hispanic	8%	Other	8%
White	45%		

Overall

Overall	7
Math	6
Reading	7
Science	8
Incidents	10
Attendance	6
College Bound	7
High Growth	

Russell Byers Charter School

Public Charter Citywide

Grades PK-8

702 Students

1911 Arch Street
Philadelphia, PA 19103

215-972-1700



Bus: 33, 38, 42

Trolley: 10, 11, 13, 34, 36

RR: Suburban Station

Demographics

Female	52%	Male	48%
Special Ed	13%		
English Learner	1%		
Low-Income	98%		
Asian	1%	Black	94%
Hispanic	1%	Other	0%
White	4%		

Overall

Overall	5
Math	3
Reading	4
Science	5
Incidents	10
Attendance	7

St. Mary Interparochial School

Private Catholic

Grades K-8

254 Students

440 Locust Street
Philadelphia, PA 19106

215-923-7522



Bus: 9, 12, 21, 42, 57

Demographics

Female	55%	Male	45%
Special Ed	8%		
Low-Income	4%		
Asian	6%	Black	15%
Hispanic	5%	Other	4%
White	70%		

Overall

Overall	10
Math	9
Reading	10
Incidents	10
Attendance	10

Greater Northeast

Zip Codes: 19111, 19114, 19115, 19116, 19136, 19152, 19154

Baldi, C.C.A., Middle School

Public District Neighborhood



Bus: 67, 88

Grades 6-8

1,498 Students

8801 Verree Road
Philadelphia, PA 19115

215-400-3090

Demographics

Female	49%	Male	51%
Special Ed	15%		
English Learner	18%		
Low-Income	52%		
Asian	19%	Black	15%
Hispanic	10%	Other	11%
White	45%		

Overall

7

Math	6
Reading	7
Science	7
Incidents	4
Attendance	7
High Growth	

Brown, J.H., Elementary School

Public District Neighborhood



Bus: 28, 66

Grades K-6

605 Students

3600 Stanwood Street
Philadelphia, PA 19136

215-400-3320

RR: Holmesburg Junction

Demographics

Female	45%	Male	55%
Special Ed	17%		
English Learner	12%		
Low-Income	75%		
Asian	4%	Black	32%
Hispanic	23%	Other	10%
White	31%		

Overall

4

Math	4
Reading	4
Science	4
Incidents	8
Attendance	3
High Growth	

Calvary Christian Academy

Private Independent



Bus: 58, 84

Grades PK-12

837 Students

13500 Philmont Avenue
Philadelphia, PA 19116

215-969-1579

RR: Forest Hills

Demographics

Low-Income	0%
------------	----

Carnell, Laura H., School

Public District Neighborhood



Bus: 19, 24, 26, 59, 67

Grades K-5

917 Students

1100 Devereaux Avenue
Philadelphia, PA 19111

215-400-3150

Demographics

Female	49%	Male	51%
Special Ed	10%		
English Learner	19%		
Low-Income	75%		
Asian	4%	Black	59%
Hispanic	26%	Other	5%
White	6%		

Overall

2

Math **2**

Reading **2**

Science **3**

Incidents **4**

Attendance **2**

High Growth

Cedar Grove Christian Academy

Private Independent



Bus: 18, 24, 26

Grades PK-8

318 Students

6445 Bingham Street
Philadelphia, PA 19111

215-725-3383

Demographics

Female	54%	Male	46%
Special Ed	2%		
Low-Income	50%		
Asian	6%	Black	72%
Hispanic	10%	Other	2%
White	10%		

Incidents **3**

Attendance **10**

Christ the King School

Private Catholic



Bus: 20, 84

Grades PK-8

173 Students

3205 Chesterfield Road
Philadelphia, PA 19114

215-632-1375

Demographics

Low-Income	13%
------------	-----

Math **3**

Reading **6**

Comly, Watson T., School

Public District Neighborhood



Bus: 84

Grades K-5

518 Students

1001 Byberry Road
Philadelphia, PA 19116

215-400-3010

Demographics

Female	48%	Male	52%
Special Ed	15%		
English Learner	24%		
Low-Income	44%		
Asian	14%	Black	12%
Hispanic	10%	Other	8%
White	56%		

Overall

8

Math **8**

Reading **8**

Science **8**

Incidents **10**

Attendance **7**

Crossan, Kennedy C., Academics Plus Elementary School

Public District Neighborhood



Bus: 18, 67, 70, 77

RR: Ryers

Grades K-5

329 Students

7350 Bingham Street
Philadelphia, PA 19111

215-400-3160

Demographics

Female	49%	Male	51%
Special Ed	13%		
English Learner	13%		
Low-Income	65%		
Asian	9%	Black	34%
Hispanic	17%	Other	13%
White	27%		

Overall

7

Math

6

Reading

6

Science

8

Incidents

9

Attendance

8

Decatur, Stephen, Elementary School

Public District Neighborhood



Bus: 19, 20, 66, 70

Grades K-8

991 Students

3500 Academy Road
Philadelphia, PA 19154

215-400-3050

Demographics

Female	49%	Male	51%
Special Ed	18%		
English Learner	8%		
Low-Income	48%		
Asian	8%	Black	17%
Hispanic	13%	Other	10%
White	52%		

Overall

6

Math

6

Reading

6

Science

6

Incidents

5

Attendance

6

High Growth



Farrell, Louis H., School

Public District Neighborhood



Bus: 58, 59

Grades K-8

1,151 Students

8300 Castor Avenue
Philadelphia, PA 19152

215-400-3230

Demographics

Female	48%	Male	52%
Special Ed	13%		
English Learner	23%		
Low-Income	65%		
Asian	17%	Black	16%
Hispanic	20%	Other	11%
White	36%		

Overall

6

Math

5

Reading

5

Science

5

Incidents

8

Attendance

7

High Growth



Fitzpatrick, Aloysius L., School

Public District Neighborhood



Bus: 67, 84

Grades PK-8

881 Students

11061 Knights Road
Philadelphia, PA 19154

215-400-3060

Demographics

Female	50%	Male	50%
Special Ed	17%		
English Learner	8%		
Low-Income	55%		
Asian	7%	Black	20%
Hispanic	14%	Other	9%
White	50%		

Overall

4

Math

4

Reading

5

Science

5

Incidents

4

Attendance

5

High Growth



Forrest, Edwin, Elementary School

Public District Neighborhood



Bus: 28, 70, 84

Grades PK-6

1,182 Students

7300 Cottage Street
Philadelphia, PA 19136

215-400-3330

Demographics

Female	50%	Male	50%
Special Ed	13%		
English Learner	6%		
Low-Income	75%		
Asian	4%	Black	35%
Hispanic	27%	Other	11%
White	23%		

Overall

3

Math	2
Reading	3
Science	4
Incidents	5
Attendance	4

Fox Chase School

Public District Neighborhood



Bus: 18, 24, 28, 67

Grades K-5

507 Students

500 Rhawn Street
Philadelphia, PA 19111

215-400-3170

Demographics

Female	46%	Male	54%
Special Ed	19%		
English Learner	8%		
Low-Income	51%		
Asian	6%	Black	22%
Hispanic	16%	Other	12%
White	44%		

Overall

6

Math	6
Reading	5
Science	7
Incidents	9
Attendance	6

Frank, Anne, Elementary School

Public District Neighborhood



Bus: 1, 14, 58

Grades K-5

1,324 Students

2000 Bowler Street
Philadelphia, PA 19115

215-400-3070

Demographics

Female	48%	Male	52%
Special Ed	6%		
English Learner	26%		
Low-Income	55%		
Asian	28%	Black	14%
Hispanic	9%	Other	6%
White	43%		

Overall

9

Math	9
Reading	8
Science	8
Incidents	8
Attendance	9
High Growth	

Greenberg, Joseph J., Elementary School

Public District Neighborhood



Bus: 67, 88

Grades K-8

810 Students

600 Sharon Lane
Philadelphia, PA 19115

215-400-3080

Demographics

Female	49%	Male	51%
Special Ed	16%		
English Learner	8%		
Low-Income	30%		
Asian	27%	Black	11%
Hispanic	8%	Other	6%
White	48%		

Overall

10

Math	10
Reading	9
Science	10
Incidents	10
Attendance	10
High Growth	

Hancock, John, Demonstration Elementary School

Public District Neighborhood



Bus: 66, 84

Grades K-5

476 Students

3700 Morrell Avenue
Philadelphia, PA 19114

215-400-3120

Demographics

Female	44%	Male	56%
Special Ed	27%		
English Learner	5%		
Low-Income	49%		
Asian	4%	Black	13%
Hispanic	14%	Other	9%
White	60%		

Overall

6

Math

6

Reading

7

Science

7

Incidents

5

Attendance

5

High Growth



Hancock, John, Demonstration Middle School- Gen. J. Harry LaBrum Campus

Public District Neighborhood



Bus: 20, 67

Grades 6-8

292 Students

10800 Hawley Road
Philadelphia, PA 19154

215-400-3120

Demographics

Female	44%	Male	56%
Special Ed	27%		
English Learner	5%		
Low-Income	49%		
Asian	4%	Black	14%
Hispanic	13%	Other	9%
White	60%		

Overall

5

Math

4

Reading

6

Science

6

Incidents

5

Attendance

5

High Growth



Holme, Thomas, Elementary School

Public District Neighborhood



Bus: 66, 88

Grades PK-6

692 Students

9125 Academy Road
Philadelphia, PA 19114

215-400-3130

Demographics

Female	50%	Male	50%
Special Ed	15%		
English Learner	10%		
Low-Income	77%		
Asian	9%	Black	26%
Hispanic	18%	Other	15%
White	32%		

Overall

5

Math

6

Reading

5

Science

7

Incidents

4

Attendance

5

High Growth



Holmesburg Christian Academy

Private Independent



Bus: 28, 66

Grades PK-8

158 Students

7927 Frankford Avenue
Philadelphia, PA 19136

215-335-4323

Demographics

Female	53%	Male	47%
Special Ed	15%		
English Learner	1%		
Gifted	8%		
Low-Income	40%		
Asian	6%	Black	47%
Hispanic	17%	Other	6%
White	24%		

Overall

6

Math

3

Reading

6

Incidents

6

Attendance

10

Loesche, William H., Elementary School

Public District Neighborhood



Bus: 58

Grades PK-5

922 Students

595 Tomlinson Road
Philadelphia, PA 19116

215-961-2000

Demographics

Female	46%	Male	54%
Special Ed	9%		
English Learner	36%		
Low-Income	63%		
Asian	26%	Black	10%
Hispanic	4%	Other	7%
White	53%		

Overall

	8
Math	8
Reading	7
Science	7
Incidents	7
Attendance	7
High Growth	

MaST Community Charter School

Public Charter Citywide



Bus: 14, 20, 67

Grades K-12

1,413 Students

1800 East Byberry Road
Philadelphia, PA 19116

267-348-1100

Demographics

Female	51%	Male	49%
Special Ed	14%		
English Learner	2%		
Low-Income	42%		
Asian	10%	Black	10%
Hispanic	10%	Other	4%
White	66%		

Overall

	9
Math	10
Reading	10
Science	10
Incidents	7
Attendance	8
College Bound	8

MaST Community Charter School II: Lawncrest Campus

Public Charter Citywide



Bus: 18

RR: Lawndale

Grades K-2

301 Students

6238 Rising Sun Avenue
Philadelphia, PA 19111

215-398-7960

Demographics

Female	47%	Male	53%
Special Ed	17%		
English Learner	6%		
Low-Income	59%		
Asian	11%	Black	23%
Hispanic	21%	Other	6%
White	39%		

Incidents

	10
Attendance	9

MaST Community Charter School III

Public Charter Citywide



Bus: 1, 14, 84

Grades K-12

1 Crown Way
Philadelphia, PA 19154

267-574-9855

This school opened in fall 2019 and will serve grades K-6 in 2020-21 and K-7 in 2021-2022. It will eventually grow to serve grades K-12.

Maternity B.V.M. School

Private Catholic



Bus: 58, 88

Grades PK-8

476 Students

9322 Old Bustleton Avenue

Philadelphia, PA 19115

215-673-0235

Demographics

Low-Income 17%

Math **6**

Reading **8**

Meehan, Austin, Middle School

Public District Neighborhood



Bus: 70

Grades 7-8

654 Students

3001 Ryan Avenue

Philadelphia, PA 19152

215-400-3240

Demographics

Female 46% Male 54%

Special Ed 19%

English Learner 11%

Low-Income 67%

Asian 5% Black 36%

Hispanic 25% Other 9%

White 25%

Overall **2**

Math **2**

Reading **3**

Science **4**

Incidents **1**

Attendance **2**

Moore, J. Hampton, School

Public District Neighborhood



Bus: 19, 24, 26, 59, 67

Grades K-5

1,176 Students

6900 Summerdale Avenue

Philadelphia, PA 19111

215-400-3180

Demographics

Female 50% Male 50%

Special Ed 13%

English Learner 25%

Low-Income 70%

Asian 18% Black 34%

Hispanic 31% Other 7%

White 10%

Overall **5**

Math **5**

Reading **5**

Science **6**

Incidents **8**

Attendance **6**

High Growth

Nazareth Academy Grade School

Private Catholic



Bus: 19, 66, 84

RR: Torresdale

Grades 1-8

189 Students

4701 Grant Avenue

Philadelphia, PA 19114

215-637-7777

Demographics

Female 58% Male 42%

Special Ed 10%

Gifted 30%

Low-Income 13%

Asian 2% Black 12%

Hispanic 0% Other 1%

White 85%

Overall **9**

Math **9**

Reading **9**

Incidents **10**

Attendance **9**

New Foundations Charter School: K-8 Campus

Public Charter Citywide



Bus: 28, 84

Grades K-8

711 Students

8001 Torresdale Avenue
Philadelphia, PA 19136

215-624-8100

Demographics

Female	50%	Male	50%
Special Ed	12%		
Low-Income	56%		
Asian	4%	Black	16%
Hispanic	19%	Other	2%
White	59%		

Overall

7

Math	6
Reading	7
Science	8
Incidents	8
Attendance	8

Our Lady of Calvary School

Private Catholic



Bus: 67, 84

Grades PK-8

805 Students

11023 Kipling Lane
Philadelphia, PA 19154

215-637-1648

Demographics

Female	51%	Male	49%
Special Ed	53%		
Low-Income	11%		
Asian	2%	Black	3%
Hispanic	2%	Other	0%
White	93%		

Overall

9

Math	8
Reading	8
Incidents	10
Attendance	10

Philadelphia Academy Charter School

Public Charter Citywide



Bus: 1, 14, 67

Grades K-8

707 Students

11000 Roosevelt Boulevard
Philadelphia, PA 19116

215-676-8320

Demographics

Female	50%	Male	50%
Special Ed	20%		
English Learner	1%		
Low-Income	33%		
Asian	3%	Black	8%
Hispanic	7%	Other	2%
White	80%		

Overall

8

Math	8
Reading	8
Science	9
Incidents	9
Attendance	7
High Growth	

Politz Hebrew Academy

Private Independent



Bus: 58, 88

Grades K-8

428 Students

9225 Old Bustleton Avenue
Philadelphia, PA 19115

215-969-5960

Demographics

Low-Income	86%
------------	-----

Pollock, Robert B., Elementary School

Public District Neighborhood



Bus: 20, 50, 88

Grades K-6

648 Students

2875 Welsh Road
Philadelphia, PA 19152
215-400-3210

Demographics

Female	46%	Male	54%
Special Ed	19%		
English Learner	10%		
Low-Income	63%		
Asian	10%	Black	37%
Hispanic	22%	Other	10%
White	21%		

Overall

4

Math

4

Reading

5

Science

6

Incidents

4

Attendance

4

High Growth



Red Lion Elementary School

Private Independent



Bus: 67

Grades PK-5

133 Students

256 Geiger Road
Philadelphia, PA 19115
215-673-2100

Demographics

Low-Income	44%
------------	-----

Resurrection Regional Catholic School

Private Catholic



Bus: 59

Grades PK-8

421 Students

2020 Shelmire Avenue
Philadelphia, PA 19152
215-742-1127

Demographics

Low-Income	36%
------------	-----

Math

6

Reading

7

Rhawnhurst Elementary School

Public District Neighborhood



Bus: 28, 59, 70, 77

Grades PK-5

675 Students

7809 Castor Avenue
Philadelphia, PA 19152
215-400-3220

Demographics

Female	49%	Male	51%
Special Ed	8%		
English Learner	27%		
Low-Income	71%		
Asian	27%	Black	22%
Hispanic	18%	Other	10%
White	23%		

Overall

6

Math

6

Reading

5

Science

6

Incidents

10

Attendance

7

St. Anselm Catholic School

Private Catholic

Grades PK-8

220 Students

12650 Dunks Ferry Road
Philadelphia, PA 19154

215-632-1133



Bus: 20

Demographics

Low-Income 8%

Math **7**

Reading **8**

St. Cecilia School

Private Catholic

Grades PK-8

671 Students

525 Rhawn Street
Philadelphia, PA 19111

215-725-8588



Bus: 28

RR: Fox Chase

Demographics

Female 54% Male 46%

English Learner 5%

Gifted 9%

Low-Income 17%

Asian 6% Black 9%

Hispanic 8% Other 3%

White 74%

Overall **9**

Math **8**

Reading **8**

Incidents **10**

Attendance **10**

St. Christopher School

Private Catholic

Grades PK-8

412 Students

13305 Proctor Road
Philadelphia, PA 19116

215-673-5787



Bus: 58, 84

Demographics

Female 55% Male 45%

Special Ed 1%

Low-Income 11%

Asian 4% Black 2%

Hispanic 5% Other 3%

White 86%

Overall **8**

Math **7**

Reading **7**

Incidents **10**

Attendance **10**

St. Dominic School

Private Catholic

Grades PK-8

274 Students

8510 Frankford Avenue
Philadelphia, PA 19136

215-333-6703



Bus: 66

Demographics

Female 51% Male 49%

Special Ed 10%

Low-Income 29%

Asian 3% Black 10%

Hispanic 8% Other 17%

White 62%

Overall **7**

Math **6**

Reading **7**

Incidents **10**

Attendance **8**

St. Jerome Catholic School

Private Catholic

Grades PK-8

316 Students

3031 Stamford Street
Philadelphia, PA 19136

215-624-0637



Bus: 20, 50, 88

Demographics

Female	45%	Male	55%
Low-Income	7%		
Asian	4%	Black	5%
Hispanic	7%	Other	2%
White	82%		

Overall

8

Math

6

Reading

7

Incidents

8

Attendance

10

St. Katherine of Siena Catholic Grade School

Private Catholic

Grades K-8

563 Students

9738 Frankford Avenue
Philadelphia, PA 19114

215-637-2181



Bus: 19, 66, 84

Demographics

Low-Income	10%
------------	-----

Math

6

Reading

7

St. Martha Parish School

Private Catholic

Grades K-8

191 Students

11321 Academy Road
Philadelphia, PA 19154

215-632-0320



Bus: 20, 67

Demographics

Low-Income	20%
------------	-----

Math

6

Reading

7

Tacony Academy Charter Elementary School

Public Charter Citywide

Grades K-8

717 Students

1330 Rhawn Street
Philadelphia, PA 19111

215-742-5100



Bus: 19, 28

Demographics

Female	49%	Male	51%
Special Ed	17%		
English Learner	4%		
Low-Income	55%		
Asian	4%	Black	35%
Hispanic	21%	Other	12%
White	28%		

Overall

6

Math

5

Reading

6

Science

6

Incidents

9

Attendance

6

High Growth



Wilson, Woodrow, Middle School

Public District Neighborhood
Grades 6-8
1,335 Students
1800 Cottman Avenue
Philadelphia, PA 19111
215-400-3190



Bus: 70, 77

Demographics

Female	47%	Male	53%
Special Ed	14%		
English Learner	26%		
Low-Income	68%		
Asian	20%	Black	30%
Hispanic	28%	Other	10%
White	12%		

Overall

	4
Math	3
Reading	4
Science	4
Incidents	1
Attendance	6

Lower Northeast/River Wards

Zip Codes: 19120, 19124, 19125, 19134, 19137, 19149

Adaire, Alexander, School

Public District Neighborhood



Bus: 5, 25

Grades K-8

Trolley: 15B

444 Students

1300 East Palmer Street
Philadelphia, PA 19125

215-400-7480

Demographics

Female	52%	Male	48%
Special Ed	15%		
Low-Income	45%		
Asian	2%	Black	4%
Hispanic	8%	Other	7%
White	79%		

Overall

7

Math	6
Reading	6
Science	5
Incidents	8
Attendance	8

Allen, Ethan, School

Public District Neighborhood



Bus: 26, 88

Grades K-8

1,001 Students

6329 Battersby Street
Philadelphia, PA 19149

215-400-3270

Demographics

Female	48%	Male	52%
Special Ed	13%		
English Learner	24%		
Low-Income	76%		
Asian	11%	Black	30%
Hispanic	36%	Other	11%
White	12%		

Overall

4

Math	2
Reading	3
Science	4
Incidents	7
Attendance	8

Alternative for the Middle Years at James Martin School (AMY)

Public District Citywide



Bus: 60, 73

Grades 6-8

Trolley: 15B

432 Students

3380 Richmond Street
Philadelphia, PA 19134

215-400-7190

Demographics

Female	46%	Male	54%
Special Ed	21%		
English Learner	3%		
Low-Income	74%		
Asian	1%	Black	20%
Hispanic	23%	Other	13%
White	43%		

Overall

3

Math	2
Reading	4
Science	4
Incidents	3
Attendance	5

Archbishop Ryan Academy for the Deaf

Private Catholic
Grades PK-8
9 Students
 4251 L Street
 Philadelphia, PA 19124
 215-289-4220



Demographics

Female	50%	Male	50%
Special Ed			100%
English Learner			25%
Low-Income			22%
Asian	0%	Black	0%
Hispanic	75%	Other	0%
White	25%		

ASPIRA Eugenio Maria de Hostos Charter School

Public Charter Citywide
Grades K-8
504 Students
 6301 North 2nd Street
 Philadelphia, PA 19120
 215-324-7012



Demographics

Female	54%	Male	46%
Special Ed			32%
English Learner			11%
Low-Income			69%
Asian	3%	Black	6%
Hispanic	91%	Other	0%
White	0%		

Overall

	7
Math	6
Reading	7
Science	6
Incidents	9
Attendance	6

ASPIRA John B. Stetson Charter School

Public Charter Neighborhood
Grades 5-8
908 Students
 3200 B Street
 Philadelphia, PA 19134
 215-291-4720



Demographics

Female	47%	Male	53%
Special Ed			23%
English Learner			29%
Low-Income			69%
Asian	0%	Black	13%
Hispanic	85%	Other	1%
White	1%		

Overall

	1
Math	1
Reading	1
Science	2
Incidents	7
Attendance	1
High Growth	

Barton, Clara, Elementary School

Public District Neighborhood
Grades K-2
662 Students
 4600 Rosehill Street
 Philadelphia, PA 19120
 215-400-3720



Demographics

Female	52%	Male	48%
Special Ed			9%
English Learner			14%
Low-Income			85%
Asian	4%	Black	24%
Hispanic	64%	Other	5%
White	3%		

Incidents

	9
Attendance	3

Blessed Trinity Regional Catholic School

Private Catholic

Grades PK-8

492 Students

3033 Levick Street
Philadelphia, PA 19149
215-338-9797



Bus: 66, 88

Demographics

Female	51%	Male	49%
Special Ed	8%		
English Learner	68%		
Low-Income	37%		
Asian	10%	Black	20%
Hispanic	27%	Other	6%
White	37%		

Overall

6

Math

3

Reading

6

Incidents

10

Attendance

10

Bridesburg School

Public District Neighborhood

Grades K-8

796 Students

2824 Jenks Street
Philadelphia, PA 19137
215-400-7240



Bus: 22

Demographics

Female	45%	Male	55%
Special Ed	17%		
English Learner	2%		
Low-Income	62%		
Asian	1%	Black	2%
Hispanic	9%	Other	5%
White	83%		

Overall

6

Math

6

Reading

6

Science

7

Incidents

7

Attendance

5

High Growth



Brown, Henry A., Elementary School

Public District Neighborhood

Grades K-8

454 Students

1946 East Sergeant Street
Philadelphia, PA 19125
215-400-7490



MFL: Huntingdon

Bus: 39

Demographics

Female	44%	Male	56%
Special Ed	24%		
English Learner	13%		
Low-Income	83%		
Asian	15%	Black	13%
Hispanic	52%	Other	5%
White	15%		

Overall

3

Math

2

Reading

4

Science

4

Incidents

5

Attendance

4

Community Academy of Philadelphia (CAP)

Public Charter Citywide

Grades K-12

1,218 Students

1100 East Erie Avenue
Philadelphia, PA 19124
215-533-6700



MFL: Tioga

Bus: 56

Demographics

Female	53%	Male	47%
Special Ed	22%		
English Learner	12%		
Low-Income	90%		
Asian	3%	Black	13%
Hispanic	82%	Other	1%
White	1%		

Overall

5

Math

4

Reading

5

Science

6

Incidents

10

Attendance

6

College Bound

5

High Growth



Conwell, Russell H., Middle Magnet School

Public District Special Admission



MFL: Allegheny

Bus: 3, 5, 89

Grades 5-8

367 Students

1849 East Clearfield Street

Philadelphia, PA 19134

215-400-7210

Demographics

Female	54%	Male	46%
Special Ed	6%		
English Learner	5%		
Low-Income	76%		
Asian	5%	Black	34%
Hispanic	45%	Other	9%
White	7%		

Overall

6

Math

4

Reading

6

Science

5

Incidents

6

Attendance

7

Deep Roots Charter School

Public Charter Citywide



MFL: Tioga

Bus: 3, 5, 25, 89

Grades K-8

281 Students

3556 Frankford Avenue

Philadelphia, PA 19134

267-399-3727

This school will serve grades K-6 in 2020-21 and grades K-7 in 2021-22. It will eventually grow to serve grades K-8.

Demographics

Female	50%	Male	50%
Low-Income	61%		
Asian	0%	Black	43%
Hispanic	41%	Other	4%
White	12%		

Overall

3

Math

2

Reading

4

Science

5

Incidents

10

Attendance

3

Disston, Hamilton, Elementary School

Public District Neighborhood



Bus: 56, 66

Grades K-8

891 Students

6801 Cottage Street

Philadelphia, PA 19135

215-400-3350

Demographics

Female	51%	Male	49%
Special Ed	12%		
English Learner	11%		
Low-Income	75%		
Asian	2%	Black	38%
Hispanic	32%	Other	11%
White	17%		

Overall

2

Math

1

Reading

2

Science

3

Incidents

4

Attendance

3

Elkin, Lewis, Elementary School

Public District Neighborhood



Bus: 60

Grades K-4

774 Students

3199 D Street

Philadelphia, PA 19134

215-291-4701

Demographics

Female	49%	Male	51%
Special Ed	9%		
English Learner	25%		
Low-Income	91%		
Asian	0%	Black	18%
Hispanic	73%	Other	6%
White	3%		

Overall

1

Math

1

Reading

1

Science

3

Incidents

4

Attendance

2

Feltonville Intermediate School

Public District Neighborhood



Bus: 57, 75

Grades 3-5

712 Students

238 East Wyoming Avenue

Philadelphia, PA 19120

215-400-3730

Demographics

Female	47%	Male	53%
Special Ed	12%		
English Learner	25%		
Low-Income	82%		
Asian	3%	Black	24%
Hispanic	61%	Other	10%
White	2%		

Overall

3

Math

2

Reading

2

Science

3

Incidents

6

Attendance

7

High Growth



Feltonville School of Arts and Sciences

Public District Neighborhood



Bus: 57, 75

Grades 6-8

618 Students

210 East Courtland Street

Philadelphia, PA 19120

215-400-3810

Demographics

Female	46%	Male	54%
Special Ed	20%		
English Learner	24%		
Low-Income	81%		
Asian	5%	Black	24%
Hispanic	59%	Other	8%
White	4%		

Overall

3

Math

2

Reading

3

Science

2

Incidents

4

Attendance

6

High Growth



Finletter, Thomas K., Academic Plus School

Public District Neighborhood



Bus: 57, K

Grades K-8

772 Students

6101 North Front Street

Philadelphia, PA 19120

215-400-3750

Demographics

Female	49%	Male	51%
Special Ed	17%		
English Learner	6%		
Low-Income	75%		
Asian	11%	Black	73%
Hispanic	11%	Other	4%
White	1%		

Overall

4

Math

3

Reading

5

Science

4

Incidents

3

Attendance

6

High Growth



First Philadelphia Preparatory Charter School

Public Charter Citywide



Bus: 25, 56, J

Grades K-12

1,859 Students

4300 Tacony Street

Philadelphia, PA 19124

215-743-3100

Demographics

Female	50%	Male	50%
Special Ed	18%		
English Learner	3%		
Low-Income	66%		
Asian	2%	Black	43%
Hispanic	30%	Other	13%
White	12%		

Overall

3

Math

2

Reading

4

Science

4

Incidents

4

Attendance

4

College Bound

4

Frankford Friends School

Private Independent



Bus: 3, 5, 75, 89, J

Grades PK-8

161 Students

1500 Orthodox Street

Philadelphia, PA 19124

215-533-5368

Demographics

Female	58%	Male	42%
Low-Income			0%
Asian	4%	Black	34%
Hispanic	3%	Other	6%
White	53%		

Incidents	10
Attendance	10

Franklin, Benjamin, Elementary School

Public District Neighborhood



Bus: 18

Grades K-8

918 Students

5735 Rising Sun Avenue

Philadelphia, PA 19120

215-400-3760

Demographics

Female	46%	Male	54%
Special Ed			13%
English Learner			16%
Low-Income			77%
Asian	5%	Black	62%
Hispanic	23%	Other	7%
White	3%		

Overall	4
Math	2
Reading	3
Science	4
Incidents	4
Attendance	8
High Growth	

Franklin Towne Charter Elementary School

Public Charter Citywide



Bus: 25, 73

Grades K-8

948 Students

4259 Richmond Street

Suite 108

Philadelphia, PA 19137

215-289-3389

Demographics

Female	49%	Male	51%
Special Ed			13%
English Learner			2%
Low-Income			54%
Asian	1%	Black	5%
Hispanic	9%	Other	3%
White	82%		

Overall	9
Math	8
Reading	8
Science	8
Incidents	10
Attendance	9
High Growth	

Hackett, Horatio B., School

Public District Neighborhood



MFL: Berks, York-Dauphin

Bus: 5, 25, 39, 89

Grades PK-5

394 Students

2161 East York Street

Philadelphia, PA 19125

215-400-7470

Demographics

Female	53%	Male	47%
Special Ed			20%
English Learner			1%
Low-Income			71%
Asian	2%	Black	9%
Hispanic	20%	Other	9%
White	60%		

Overall	7
Math	7
Reading	6
Science	8
Incidents	8
Attendance	6

Harding, Warren G., Middle School

Public District Neighborhood



Bus: 25, 56, J

Grades 6-8

768 Students

2000 Wakeling Street

Philadelphia, PA 19124

215-400-3990

Demographics

Female	44%	Male	56%
Special Ed	32%		
English Learner	14%		
Low-Income	80%		
Asian	2%	Black	50%
Hispanic	33%	Other	9%
White	6%		

Overall

1

Math

1

Reading

2

Science

2

Incidents

1

Attendance

3

Holy Innocents Area Catholic Elementary School

Private Catholic



Bus: 89

Grades PK-8

238 Students

1312 East Bristol Street

Philadelphia, PA 19124

215-743-5909

Demographics

Low-Income	66%
------------	-----

Math

4

Reading

7

Hopkinson, Francis, School

Public District Neighborhood



MFL: Erie-Torresdale

Grades K-8

910 Students

4001 L Street

Philadelphia, PA 19124

215-400-3970

Demographics

Female	47%	Male	53%
Special Ed	17%		
English Learner	23%		
Low-Income	79%		
Asian	4%	Black	18%
Hispanic	67%	Other	8%
White	3%		

Overall

3

Math

3

Reading

3

Science

3

Incidents

6

Attendance

4

High Growth



Juniata Park Academy

Public District Neighborhood



Bus: 89

Grades K-8

1,137 Students

801 East Hunting Park Avenue

Philadelphia, PA 19124

215-400-7010

Demographics

Female	50%	Male	50%
Special Ed	9%		
English Learner	22%		
Low-Income	80%		
Asian	9%	Black	10%
Hispanic	67%	Other	8%
White	6%		

Overall

4

Math

3

Reading

4

Science

4

Incidents

5

Attendance

5

High Growth



Keystone Academy Charter School

Public Charter Citywide



Bus: 56, 84

Grades K-8

688 Students

4521 Longshore Avenue

Philadelphia, PA 19135

215-332-2111

Demographics

Female	51%	Male	49%
Special Ed	16%		
English Learner	3%		
Low-Income	75%		
Asian	7%	Black	32%
Hispanic	28%	Other	7%
White	26%		

Overall

7

Math

6

Reading

7

Science

8

Incidents

10

Attendance

8

High Growth



Lawton, Henry W., Elementary School

Public District Neighborhood



Bus: 26, 56

Grades PK-5

817 Students

6101 Jackson Street

Philadelphia, PA 19135

215-400-3340

Demographics

Female	47%	Male	53%
Special Ed	18%		
English Learner	8%		
Low-Income	82%		
Asian	2%	Black	40%
Hispanic	28%	Other	10%
White	20%		

Overall

3

Math

3

Reading

3

Science

5

Incidents

9

Attendance

2

Lowell, James R., Elementary School

Public District Neighborhood



Bus: 8, 18, 26, 47

Grades PK-4

768 Students

450 West Nedro Avenue

Philadelphia, PA 19120

215-400-3740

Demographics

Female	47%	Male	53%
Special Ed	9%		
English Learner	17%		
Low-Income	78%		
Asian	12%	Black	67%
Hispanic	15%	Other	5%
White	1%		

Overall

3

Math

3

Reading

4

Science

4

Incidents

5

Attendance

4

Mariana Bracetti Academy Charter School

Public Charter Citywide



MFL: Erie-Torresdale

Bus: 3, 5, 56

Grades K-12

1,195 Students

1840 Torresdale Avenue

Philadelphia, PA 19124

215-291-4436

Demographics

Female	51%	Male	49%
Special Ed	19%		
English Learner	11%		
Low-Income	100%		
Asian	0%	Black	15%
Hispanic	79%	Other	2%
White	4%		

Overall

4

Math

5

Reading

5

Science

5

Incidents

8

Attendance

4

College Bound

4

High Growth



Maritime Academy Charter: Elementary and Middle School Campus

Public Charter Citywide



Bus: 26, 56, 73, 84

RR: Bridesburg

Grades K-8

567 Students

2275 Bridge Street
Philadelphia, PA 19137

215-535-4555

This school is serving grades 1-8 for the 2019-20 school year and will serve K-8 for the 2020-21 school year.

Demographics

Female	49%	Male	51%
Special Ed	15%		
English Learner	5%		
Low-Income	64%		
Asian	6%	Black	21%
Hispanic	32%	Other	3%
White	38%		

Overall

6

Math

4

Reading

5

Science

6

Incidents

9

Attendance

8

Marshall, John, Elementary School

Public District Neighborhood



MFL: Arrott

Bus: 3, 5, 59, 75, 89, J, K

Grades K-5

391 Students

4500 Griscom Street
Philadelphia, PA 19124

215-400-3950

Demographics

Female	47%	Male	53%
Special Ed	18%		
English Learner	7%		
Low-Income	85%		
Asian	0%	Black	57%
Hispanic	31%	Other	6%
White	6%		

Overall

1

Math

1

Reading

1

Science

4

Incidents

1

Attendance

2

Marshall, Thurgood, School

Public District Neighborhood



Bus: 4, 47, J

Grades PK-8

777 Students

5120 North 6th Street
Philadelphia, PA 19120

215-400-3770

Demographics

Female	46%	Male	54%
Special Ed	22%		
English Learner	14%		
Low-Income	83%		
Asian	4%	Black	59%
Hispanic	27%	Other	9%
White	1%		

Overall

2

Math

2

Reading

2

Science

2

Incidents

4

Attendance

3

High Growth



MaST Community Charter School II: Tacony Campus

Public Charter Citywide



Bus: 56, 84

Grades 3-12

301 Students

6501 New State Road
Philadelphia, PA 19135

267-526-0005

This school will serve grades 3-7 and 9-10 in 2020-21 and grades 3-8 and 9-11 in 2021-22. The ratings on this profile are based on data for grades K-5.

Demographics

Female	47%	Male	53%
Special Ed	17%		
English Learner	6%		
Low-Income	59%		
Asian	11%	Black	23%
Hispanic	21%	Other	6%
White	39%		

Overall

8

Math

7

Reading

8

Science

8

Incidents

10

Attendance

9

Mastery Charter School: Smedley Elementary

Public Charter Neighborhood



MFL: Frankford
Bus: 25, 26, 73, 84

Grades K-6

804 Students

1790 Bridge Street
Philadelphia, PA 19124

215-537-2523

Demographics

Female	48%	Male	52%
Special Ed	24%		
English Learner	4%		
Low-Income	88%		
Asian	1%	Black	61%
Hispanic	30%	Other	5%
White	3%		

Overall

5

Math	3
Reading	6
Science	5
Incidents	10
Attendance	6

Mayfair Elementary School

Public District Neighborhood



Bus: 70, 88

Grades K-8

1,906 Students

3001 Princeton Avenue
Philadelphia, PA 19149

215-400-3280

Demographics

Female	46%	Male	54%
Special Ed	10%		
English Learner	32%		
Low-Income	68%		
Asian	31%	Black	11%
Hispanic	29%	Other	7%
White	22%		

Overall

6

Math	4
Reading	5
Science	6
Incidents	5
Attendance	9

Memphis Street Academy Charter School

Public Charter Neighborhood



Bus: 25, 54, 89

Grades 5-8

772 Students

2950 Memphis Street
Philadelphia, PA 19134

215-291-4709

Demographics

Female	47%	Male	53%
Special Ed	22%		
English Learner	18%		
Low-Income	86%		
Asian	1%	Black	28%
Hispanic	56%	Other	10%
White	5%		

Overall

1

Math	1
Reading	2
Science	2
Incidents	7
Attendance	1
High Growth	

Morrison, Andrew J., School

Public District Neighborhood



Bus: 47, J

Grades K-8

699 Students

5100 North 3rd Street
Philadelphia, PA 19120

215-400-3780

Demographics

Female	48%	Male	52%
Special Ed	14%		
English Learner	15%		
Low-Income	81%		
Asian	6%	Black	50%
Hispanic	37%	Other	6%
White	1%		

Overall

2

Math	1
Reading	2
Science	3
Incidents	5
Attendance	5
High Growth	

Mother of Divine Grace School

Private Catholic



Bus: 15B, 54

Grades PK-8

146 Students

2612 East Monmouth Street

Philadelphia, PA 19134

215-426-7325

Demographics

Low-Income

32%

Math

4

Reading

7

Northwood Academy Charter School

Public Charter Citywide



Bus: 75, 89, J

Grades K-8

778 Students

4621 Castor Avenue

Philadelphia, PA 19124

215-289-5606

Demographics

Female 50% Male 50%

Special Ed 17%

English Learner 3%

Low-Income 67%

Asian 2% Black 64%

Hispanic 23% Other 4%

White 7%

Overall

7

Math

5

Reading

6

Science

6

Incidents

10

Attendance

9

Olney Christian Elementary School

Private Independent



Bus: 8, 26, 57, J, R

Grades K-4

80 Students

425 East Roosevelt Boulevard

Philadelphia, PA 19120

215-324-2323

Demographics

Low-Income

92%

Olney Christian Middle School

Private Independent



Bus: 1, 8, 26, 57, J, R

Grades 5-8

RR: Fox Chase

40 Students

5500 Tabor Avenue

Philadelphia, PA 19120

267-900-2005

Demographics

Low-Income

92%

Olney Elementary School

Public District Neighborhood



Bus: 8, 57, J

Grades K-8

RR: Olney

855 Students

5301 North Water Street
Philadelphia, PA 19120

215-400-3790

Demographics

Female	48%	Male	52%
Special Ed	9%		
English Learner	24%		
Low-Income	77%		
Asian	14%	Black	42%
Hispanic	39%	Other	4%
White	1%		

Overall

4

Math	3
Reading	4
Science	4
Incidents	4
Attendance	6
High Growth	

Our Lady of Port Richmond Regional Catholic School

Private Catholic



Bus: 60

Grades PK-8

Trolley: 15B

310 Students

3233 East Thompson Street
Philadelphia, PA 19134

215-739-1920

Demographics

Low-Income	35%
------------	-----

Math	7
Reading	7

Penn Treaty

Public District Neighborhood



Bus: 15B, 25, 89

Grades 6-12

522 Students

600 East Thompson Street
Philadelphia, PA 19125

215-400-3800

Demographics

Female	43%	Male	57%
Special Ed	38%		
English Learner	9%		
Low-Income	79%		
Asian	2%	Black	31%
Hispanic	31%	Other	8%
White	28%		

Overall

2

Math	2
Reading	3
Science	4
Incidents	2
Attendance	3
College Bound	3

Philadelphia Charter School for Arts and Sciences, The

Public Charter Neighborhood



Bus: 8, 24, 59, R

Grades K-8

1,005 Students

1197 Haworth Street
Philadelphia, PA 19124

215-537-2520

Demographics

Female	54%	Male	46%
Special Ed	20%		
English Learner	10%		
Low-Income	78%		
Asian	0%	Black	54%
Hispanic	34%	Other	8%
White	4%		

Overall

3

Math	2
Reading	3
Science	3
Incidents	10
Attendance	4

Richmond Elementary School

Public District Neighborhood



Bus: 25, 54, 89

Grades K-5

533 Students

2944 Belgrade Street

Philadelphia, PA 19134

215-400-7150

Demographics

Female	46%	Male	54%
Special Ed	14%		
English Learner	8%		
Low-Income	80%		
Asian	2%	Black	19%
Hispanic	32%	Other	9%
White	38%		

Overall

5

Math

5

Reading

5

Science

6

Incidents

7

Attendance

4

St. George School

Private Catholic



Bus: 25, 73

Grades PK-8

134 Students

2700 East Venango Street

Philadelphia, PA 19134

215-634-8803

Demographics

Low-Income	37%
------------	-----

Math

4

Reading

6

St. Helena-Incarnation, an Independence Mission School

Private Catholic



Bus: 47, 57, 70, K

Grades PK-8

539 Students

6101 North 5th Street

Philadelphia, PA 19120

215-549-2947

Demographics

Female	50%	Male	50%
Special Ed	6%		
English Learner	10%		
Low-Income	58%		
Asian	17%	Black	50%
Hispanic	11%	Other	21%
White	1%		

Overall

6

Math

4

Reading

6

Incidents

10

Attendance

7

St. Laurentius School

Private Catholic



MFL: Berks

Bus: 5, 25, 89

Grades PK-8

147 Students

1612 East Berks Street

Philadelphia, PA 19125

215-423-8834

Demographics

Low-Income	33%
------------	-----

Math

7

Reading

7

St. Lucy Day School for Children with Visual Impairments

Private Catholic



Bus: 89

Grades PK-8

27 Students

4251 L Street
Philadelphia, PA 19124

215-289-4220

Demographics

Female	53%	Male	47%
Special Ed	100%		
English Learner	3%		
Gifted	9%		
Low-Income	30%		
Asian	8%	Black	18%
Hispanic	9%	Other	12%
White	53%		

St. Martin of Tours, an Independence Mission School

Private Catholic



Bus: 1, 59

Grades PK-8

518 Students

5701 Loretto Avenue
Philadelphia, PA 19124

215-744-0444

Demographics

Female	55%	Male	45%
Special Ed	16%		
English Learner	8%		
Low-Income	55%		
Asian	8%	Black	33%
Hispanic	16%	Other	40%
White	3%		

Overall

5

Math

3

Reading

6

Incidents

10

Attendance

7

St. Matthew School

Private Catholic



Bus: 70, 88

Grades PK-8

581 Students

3040 Cottman Avenue
Philadelphia, PA 19149

215-333-3142

Demographics

Low-Income	37%
------------	-----

Math

7

Reading

7

Sankofa Freedom Academy Charter School

Public Charter Citywide



MFL: Church

Bus: 3, 5, 56

Grades K-12

657 Students

2501 Kensington Avenue
Philadelphia, PA 19125

215-288-2001

Demographics

Female	48%	Male	52%
Special Ed	15%		
English Learner	2%		
Low-Income	77%		
Asian	1%	Black	92%
Hispanic	3%	Other	4%
White	0%		

Overall

5

Math

3

Reading

5

Science

4

Incidents

8

Attendance

5

College Bound

7

Sheridan, Philip, Elementary School

Public District Neighborhood



Bus: 89

Grades K-4

644 Students

800 East Ontario Street

Philadelphia, PA 19134

215-400-7160

Demographics

Female	50%	Male	50%
Special Ed			13%
English Learner			18%
Low-Income			88%
Asian	1%	Black	26%
Hispanic	64%	Other	5%
White	4%		

Overall

3

Math

3

Reading

3

Science

4

Incidents

5

Attendance

2

Solis-Cohen, Solomon, Academics Plus Elementary School

Public District Neighborhood



Bus: 1, 14, 20, 58, 59, 70, 77

Grades K-5

1,199 Students

7001 Horrocks Street

Philadelphia, PA 19149

215-400-3250

Demographics

Female	50%	Male	50%
Special Ed			11%
English Learner			37%
Low-Income			76%
Asian	24%	Black	21%
Hispanic	35%	Other	7%
White	13%		

Overall

5

Math

4

Reading

5

Science

5

Incidents

7

Attendance

6

Spruance, Gilbert, Elementary School

Public District Neighborhood



Bus: 1, 14, 20, 26, 58

Grades PK-8

1,397 Students

6401 Horrocks Street

Philadelphia, PA 19149

215-400-3290

Demographics

Female	48%	Male	52%
Special Ed			13%
English Learner			22%
Low-Income			75%
Asian	12%	Black	40%
Hispanic	31%	Other	8%
White	9%		

Overall

4

Math

3

Reading

4

Science

4

Incidents

5

Attendance

5

High Growth



Stearne, Allen M., School

Public District Neighborhood



MFL: Church

Bus: 3, 5

Grades K-8

518 Students

1655 Unity Street

Philadelphia, PA 19124

215-400-3980

Demographics

Female	53%	Male	47%
Special Ed			20%
English Learner			8%
Low-Income			85%
Asian	1%	Black	50%
Hispanic	36%	Other	9%
White	4%		

Overall

1

Math

1

Reading

1

Science

1

Incidents

1

Attendance

2

Sullivan, James J., School

Public District Neighborhood



Bus: 25, 26, 56, 73, 84

Grades K-5

745 Students

5300 Ditman Street
Philadelphia, PA 19124

215-537-2524

Demographics

Female	47%	Male	53%
Special Ed	17%		
English Learner	10%		
Low-Income	85%		
Asian	1%	Black	46%
Hispanic	33%	Other	10%
White	10%		

Overall

	1
Math	1
Reading	2
Science	2
Incidents	6
Attendance	2

Universal Creighton Charter School

Public Charter Neighborhood



Bus: 26, K

Grades K-8

776 Students

5401 Tabor Avenue
Philadelphia, PA 19120

215-537-2531

Demographics

Female	50%	Male	50%
Special Ed	13%		
English Learner	22%		
Low-Income	48%		
Asian	18%	Black	36%
Hispanic	44%	Other	1%
White	1%		

Overall

	5
Math	4
Reading	5
Science	5
Incidents	10
Attendance	6
High Growth	

Visitation B.V.M. School

Private Catholic



MFL: Huntingdon

Grades PK-8

382 Students

300 East Lehigh Avenue
Philadelphia, PA 19125

215-634-7280

Demographics

Low-Income	58%
------------	-----

Math

Reading

Washington Jr., Grover, Middle School

Public District Neighborhood



Bus: 18, 26, 57

Grades 5-8

574 Students

201 East Olney Avenue
Philadelphia, PA 19120

215-400-3820

Demographics

Female	42%	Male	58%
Special Ed	23%		
English Learner	17%		
Low-Income	72%		
Asian	16%	Black	56%
Hispanic	17%	Other	9%
White	2%		

Overall

	3
Math	2
Reading	3
Science	3
Incidents	2
Attendance	7

Webster, John H., Elementary School

Public District Neighborhood



MFL: Allegheny, Tioga

Grades PK-5

Bus: 3, 5, 60, 89

784 Students

3400 Frankford Avenue

Philadelphia, PA 19134

215-400-7170

Demographics

Female	49%	Male	51%
Special Ed	17%		
English Learner	8%		
Low-Income	86%		
Asian	2%	Black	30%
Hispanic	50%	Other	9%
White	9%		

Overall

2

Math

3

Reading

3

Science

4

Incidents

4

Attendance

2

High Growth



Willard, Frances E., School

Public District Neighborhood



MFL: Allegheny

Grades K-4

Bus: 3, 5, 89

704 Students

1930 East Elkhart Street

Philadelphia, PA 19134

215-400-7180

Demographics

Female	46%	Male	54%
Special Ed	15%		
English Learner	11%		
Low-Income	90%		
Asian	1%	Black	29%
Hispanic	51%	Other	9%
White	10%		

Overall

3

Math

3

Reading

3

Science

4

Incidents

6

Attendance

2

Ziegler, William H., Elementary School

Public District Neighborhood



Bus: 14, 20, 58

Grades K-8

569 Students

5935 Saul Street

Philadelphia, PA 19149

215-537-2510

Demographics

Female	48%	Male	52%
Special Ed	18%		
English Learner	16%		
Low-Income	78%		
Asian	5%	Black	47%
Hispanic	33%	Other	9%
White	6%		

Overall

3

Math

2

Reading

3

Science

3

Incidents

3

Attendance

4

North Philadelphia

Zip Codes: 19121, 19122, 19123, 19130, 19132, 19133, 19140, 19141

Al-Aqsa Islamic Academy

Private Independent
Grades K-12



Bus: 47, 57
Trolley: 15

262 Students

1501 Germantown Avenue
Philadelphia, PA 19122
215-765-6660

Demographics

Low-Income 100%

Allen, Dr. Allen D., Promise Academy

Public District Neighborhood
Grades PK-8



Bus: 32, 54

466 Students

3200 West Lehigh Avenue
Philadelphia, PA 19132
215-400-7040

Demographics

Female	51%	Male	49%
Special Ed	12%		
Low-Income	89%		
Asian	0%	Black	95%
Hispanic	1%	Other	3%
White	1%		

Overall

1

Math

1

Reading

2

Science

2

Incidents

5

Attendance

2

Alliance for Progress Charter School

Public Charter Citywide
Grades K-8



BSL: Cecil B. Moore

529 Students

1821 Cecil B. Moore Avenue
Philadelphia, PA 19121
215-232-4892

Demographics

Female	53%	Male	47%
Special Ed	12%		
Low-Income	55%		
Asian	0%	Black	95%
Hispanic	2%	Other	3%
White	0%		

Overall

4

Math

3

Reading

5

Science

5

Incidents

4

Attendance

6

ASPIRA Antonia Pantoja Community Charter School

Public Charter Citywide



Bus: 47

Grades K-8

715 Students

4101 North American Street
Philadelphia, PA 19140

215-329-2733

Demographics

Female	50%	Male	50%
Special Ed	29%		
English Learner	13%		
Low-Income	61%		
Asian	0%	Black	1%
Hispanic	99%	Other	0%
White	0%		

Overall

5

Math

4

Reading

5

Science

6

Incidents

10

Attendance

6

High Growth



Bache-Martin Elementary School

Public District Neighborhood



Bus: 7, 33, 48

Grades PK-8

485 Students

2201 Brown Street
Philadelphia, PA 19130

215-684-5074

Demographics

Female	47%	Male	53%
Special Ed	33%		
English Learner	7%		
Low-Income	62%		
Asian	2%	Black	58%
Hispanic	10%	Other	10%
White	20%		

Overall

4

Math

3

Reading

4

Science

4

Incidents

5

Attendance

6

Bethune, Mary McLeod, Elementary School

Public District Neighborhood



BSL: Allegheny

Bus: 4, 23

Grades PK-8

666 Students

3301 Old York Road
Philadelphia, PA 19140

215-400-3890

Demographics

Female	49%	Male	51%
Special Ed	7%		
English Learner	8%		
Low-Income	88%		
Asian	0%	Black	73%
Hispanic	19%	Other	6%
White	2%		

Overall

1

Math

1

Reading

2

Science

2

Incidents

5

Attendance

1

Blaine, James G., Academics Plus School

Public District Neighborhood



Bus: 7, 48, 61

Grades PK-8

469 Students

3001 West Berks Street
Philadelphia, PA 19121

215-400-7330

Demographics

Female	49%	Male	51%
Special Ed	23%		
Low-Income	88%		
Asian	0%	Black	91%
Hispanic	2%	Other	5%
White	2%		

Overall

1

Math

1

Reading

1

Science

2

Incidents

3

Attendance

3

Cayuga Elementary School

Public District Neighborhood

Grades K-5

458 Students

4344 North 5th Street
Philadelphia, PA 19140

215-400-3850



Bus: 4, 47, 75

Demographics

Female	45%	Male	55%
Special Ed	15%		
English Learner	20%		
Low-Income	87%		
Asian	0%	Black	26%
Hispanic	66%	Other	6%
White	2%		

Overall

2

Math	2
Reading	2
Science	3
Incidents	2
Attendance	2

City School at Fairmount, The

Private Independent

Grades PK-5

101 Students

860 North 24th Street
Philadelphia, PA 19130

215-769-5363



Trolley: 15

Demographics

Female	51%	Male	49%
Low-Income	57%		
Asian	2%	Black	84%
Hispanic	6%	Other	2%
White	6%		

Overall

7

Math	4
Reading	7
Incidents	10
Attendance	10

City School at Poplar, The

Private Independent

Grades 6-12

910 North 6th Street
Philadelphia, PA 19123

215-731-1930



Bus: 47, 57
Trolley: 15

Demographics

Female	51%	Male	49%
Low-Income	0%		
Asian	0%	Black	68%
Hispanic	13%	Other	15%
White	4%		

Overall

8

Math	6
Reading	8
Incidents	9
Attendance	10

Clemente, Roberto, Promise Academy

Public District Neighborhood

Grades 6-8

397 Students

122 West Erie Avenue
Philadelphia, PA 19140

215-400-3930



Bus: 56, 57

Demographics

Female	54%	Male	46%
Special Ed	28%		
English Learner	20%		
Low-Income	86%		
Asian	1%	Black	30%
Hispanic	60%	Other	7%
White	2%		

Overall

2

Math	1
Reading	1
Science	1
Incidents	3
Attendance	5

Community Partnership School

Private Independent

Grades PK-5

79 Students

3033 West Glenwood Avenue

Philadelphia, PA 19121

215-235-0461



Bus: 3, 32, 48

Demographics

Female	52%	Male	48%
Low-Income	100%		
Asian	0%	Black	100%
Hispanic	0%	Other	0%
White	0%		

Cooke, Jay, Elementary School

Public District Neighborhood



BSL: Wyoming

Grades K-8

Bus: 16, 75

420 Students

1300 West Loudon Street

Philadelphia, PA 19141

215-400-8330

Demographics

Female	52%	Male	48%
Special Ed	14%		
English Learner	5%		
Low-Income	86%		
Asian	1%	Black	82%
Hispanic	9%	Other	6%
White	2%		

Overall

1

Math

1

Reading

2

Science

2

Incidents

6

Attendance

2

Cramp, William, Elementary School

Public District Neighborhood



Bus: 57

Grades PK-5

519 Students

3449 North Mascher Street

Philadelphia, PA 19140

215-400-3860

Demographics

Female	47%	Male	53%
Special Ed	14%		
English Learner	24%		
Low-Income	88%		
Asian	0%	Black	16%
Hispanic	70%	Other	11%
White	3%		

Overall

2

Math

2

Reading

2

Science

3

Incidents

9

Attendance

3

De Burgos, Julia, Elementary School

Public District Neighborhood



Bus: 39, 54

Grades K-8

910 Students

401 West Lehigh Avenue

Philadelphia, PA 19133

215-400-7080

Demographics

Female	50%	Male	50%
Special Ed	20%		
English Learner	25%		
Low-Income	87%		
Asian	0%	Black	12%
Hispanic	79%	Other	8%
White	1%		

Overall

1

Math

1

Reading

2

Science

3

Incidents

4

Attendance

1

Dick, William, School

Public District Neighborhood



Bus: 7, 33, 48

Grades K-8

500 Students

2498 West Diamond Street

Philadelphia, PA 19121

215-684-5081

Demographics

Female	46%	Male	54%
Special Ed	21%		
Low-Income	88%		
Asian	0%	Black	94%
Hispanic	2%	Other	3%
White	1%		

Overall

Overall	1
Math	1
Reading	2
Science	2
Incidents	6
Attendance	2

Duckrey, Dr. Tanner G., School

Public District Neighborhood



BSL: Susquehanna-Dauphin

Bus: 2, 4, 16

Grades K-8

581 Students

1501 West Diamond Street

Philadelphia, PA 19121

215-400-7350

Demographics

Female	46%	Male	54%
Special Ed	10%		
Low-Income	86%		
Asian	0%	Black	93%
Hispanic	3%	Other	2%
White	2%		

Overall

Overall	1
Math	2
Reading	2
Science	2
Incidents	5
Attendance	1
High Growth	

Dunbar, Paul L., Promise Academy

Public District Neighborhood



BSL: Cecil B. Moore

Bus: 3, 4, 16, 23

Grades K-8

265 Students

1750 North 12th Street

Philadelphia, PA 19122

215-400-7410

Demographics

Female	44%	Male	56%
Special Ed	26%		
Low-Income	85%		
Asian	0%	Black	90%
Hispanic	5%	Other	4%
White	1%		

Overall

Overall	3
Math	2
Reading	3
Science	4
Incidents	4
Attendance	4
High Growth	

Engineering and Science, George Washington Carver High School of

Public District Special Admission



BSL: Cecil B. Moore, Susquehanna-Dauphin

Bus: 2, 4, 16, 39

Grades 7-12

932 Students

1600 West Norris Street

Philadelphia, PA 19121

215-400-7380

Demographics

Female	48%	Male	52%
Special Ed	6%		
English Learner	1%		
Gifted	5%		
Low-Income	44%		
Asian	11%	Black	68%
Hispanic	9%	Other	6%
White	6%		

Overall

Overall	10
Math	8
Reading	10
Science	10
Incidents	8
Attendance	10
College Bound	9
High Growth	

Esperanza Academy Charter Elementary School

Public Charter Citywide



Bus: 47, 53, 57

Grades K-5

131 Students

3150 North Mascher Street
Allegheny Entrance
Philadelphia, PA 19133

215-999-0203

This school plans to grow to serve grades K-5. Contact the school for enrollment information.

Demographics

Female	52%	Male	48%
Special Ed	17%		
English Learner	26%		
Low-Income	85%		
Asian	0%	Black	4%
Hispanic	96%	Other	0%
White	0%		

Incidents

6

High Growth



Esperanza Academy Charter Middle School

Public Charter Citywide



BSL: Hunting Park

Bus: 4, 47, 56, 57

Grades 6-8

676 Students

4261 North 5th Street
Philadelphia, PA 19140

267-270-4044

Demographics

Female	52%	Male	48%
Special Ed	17%		
English Learner	26%		
Low-Income	85%		
Asian	0%	Black	4%
Hispanic	96%	Other	0%
White	0%		

Overall

4

Math

2

Reading

4

Science

4

Incidents

6

Attendance

7

High Growth



Folk Arts-Cultural Treasures Charter School

Public Charter Citywide



BSL: Chinatown, Race-Vine

Bus: 2, 17, 23, 43, 44, 48

Grades K-8

511 Students

1023 Callowhill Street
Philadelphia, PA 19123

215-569-2600

Demographics

Female	49%	Male	51%
Special Ed	15%		
English Learner	22%		
Low-Income	58%		
Asian	68%	Black	12%
Hispanic	5%	Other	8%
White	7%		

Overall

8

Math

8

Reading

7

Science

9

Incidents

8

Attendance

10

High Growth



Gesu School

Private Catholic



Bus: 2, 33, 61

Trolley: 15

Grades PK-8

428 Students

1700 West Thompson Street
Philadelphia, PA 19121

215-763-3660

Demographics

Low-Income	46%
------------	-----

Math

4

Reading

5

Gideon, Edward, School

Public District Neighborhood



Bus: 7, 48, 61

Grades K-8

251 Students

2817 West Glenwood Avenue

Philadelphia, PA 19121

215-400-7360

Demographics

Female	47%	Male	53%
Special Ed	24%		
Low-Income	89%		
Asian	0%	Black	95%
Hispanic	3%	Other	2%
White	0%		

Overall

1

Math

1

Reading

1

Science

1

Incidents

3

Attendance

2

Girard College

Private Independent



Bus: 2, 7, 33, 48, 61

Trolley: 15

Grades 1-12

288 Students

2101 South College Avenue

Philadelphia, PA 19121

215-787-2600

Demographics

Female	53%	Male	47%
Low-Income	100%		
Asian	3%	Black	84%
Hispanic	2%	Other	10%
White	1%		

Overall

8

Math

6

Reading

7

Science

8

Incidents

8

Attendance

8

College Bound

10

Hall, Prince, School

Public District Neighborhood



Bus: 6, 22, 55

Grades PK-5

578 Students

6101 North Gratz Street

Philadelphia, PA 19141

215-400-3690

Demographics

Female	50%	Male	50%
Special Ed	16%		
Low-Income	81%		
Asian	0%	Black	88%
Hispanic	3%	Other	3%
White	6%		

Overall

3

Math

2

Reading

3

Science

4

Incidents

7

Attendance

4

Hartranft, John F., School

Public District Neighborhood



Bus: 23, 39, 47

Grades K-8

502 Students

720 West Cumberland Street

Philadelphia, PA 19133

215-400-7090

Demographics

Female	50%	Male	50%
Special Ed	14%		
English Learner	6%		
Low-Income	89%		
Asian	0%	Black	71%
Hispanic	21%	Other	7%
White	1%		

Overall

3

Math

2

Reading

4

Science

3

Incidents

4

Attendance

3

High Growth



Hope Partnership for Education

Private Independent

Grades 5-8

54 Students

2601 North 11th Street

Philadelphia, PA 19133

215-232-5410



Bus: 23, 54

Demographics

Female	56%	Male	44%
Low-Income	100%		
Asian	0%	Black	94%
Hispanic	6%	Other	0%
White	0%		

Howe, Julia Ward, Academics Plus School

Public District Neighborhood

Grades K-5

261 Students

5800 North 13th Street

Philadelphia, PA 19141

215-400-3650



BSL: Fern Rock, Olney

Bus: 6, 22, 55, L

Demographics

Female	45%	Male	55%
Special Ed	18%		
English Learner	1%		
Low-Income	85%		
Asian	0%	Black	89%
Hispanic	7%	Other	4%
White	0%		

Overall

3

Math

3

Reading

3

Science

3

Incidents

5

Attendance

5

High Growth



Hunter, William H., Elementary School

Public District Neighborhood

Grades PK-8

576 Students

2400 North Front Street

Philadelphia, PA 19133

215-400-7110



MFL: York-Dauphin

Bus: 3, 39, 89

Demographics

Female	47%	Male	53%
Special Ed	21%		
English Learner	13%		
Low-Income	87%		
Asian	1%	Black	16%
Hispanic	71%	Other	9%
White	3%		

Overall

1

Math

1

Reading

2

Science

1

Incidents

4

Attendance

2

Hunting Park Christian Academy

Private Independent

Grades PK-8

177 Students

4400 North 6th Street

Philadelphia, PA 19140

267-331-8002



Bus: 1, 4, 47, R

Demographics

Female	50%	Male	50%
Low-Income	72%		
Asian	2%	Black	30%
Hispanic	54%	Other	11%
White	3%		

Overall

6

Math

3

Reading

6

Incidents

8

Attendance

8

Kearny, Gen. Philip, School

Public District Neighborhood



Bus: 47

Grades K-8

294 Students

601 Fairmount Avenue

Philadelphia, PA 19123

215-351-7343

Demographics

Female	48%	Male	52%
Special Ed	20%		
English Learner	1%		
Low-Income	83%		
Asian	1%	Black	84%
Hispanic	4%	Other	10%
White	1%		

Overall

2

Math

2

Reading

3

Science

3

Incidents

3

Attendance

3

Kelley, William D., STEM Academy

Public District Neighborhood



Bus: 3, 7, 48

Grades PK-8

385 Students

1601 North 28th Street

Philadelphia, PA 19121

215-400-7370

Demographics

Female	50%	Male	50%
Special Ed	18%		
Low-Income	86%		
Asian	1%	Black	93%
Hispanic	2%	Other	3%
White	1%		

Overall

1

Math

1

Reading

2

Science

2

Incidents

6

Attendance

2

Kenderton Elementary School

Public District Neighborhood



BSL: Allegheny

Bus: 2, 4, 16

Grades K-8

444 Students

1500 West Ontario Street

Philadelphia, PA 19140

215-400-8340

Demographics

Female	46%	Male	54%
Special Ed	24%		
Low-Income	91%		
Asian	0%	Black	89%
Hispanic	4%	Other	5%
White	2%		

Overall

1

Math

1

Reading

1

Science

1

Incidents

3

Attendance

2

KIPP North Philadelphia Academy

Public Charter Citywide



BSL: North Philadelphia

Bus: 2, 4, 16, 39, 54

Grades K-8

200 Students

2539 North 16th Street

Philadelphia, PA 19132

267-758-2358

Demographics

Female	42%	Male	58%
Special Ed	9%		
Low-Income	87%		
Asian	0%	Black	99%
Hispanic	1%	Other	0%
White	0%		

Incidents

10

Attendance

3

This school will serve grades K-3 in 2020-21 and K-4 in 2021-22. It will eventually grow to serve K-8.

KIPP Philadelphia Preparatory Academy

Public Charter Citywide

Grades 5-8

359 Students

2539 North 16th Street
Philadelphia, PA 19132

267-758-2630



BSL: North Philadelphia

Bus: 2, 4, 16, 54

RR: North Broad Street

Demographics

Female	48%	Male	52%
Special Ed	22%		
Low-Income	88%		
Asian	0%	Black	96%
Hispanic	3%	Other	0%
White	1%		

Overall

Overall	4
Math	3
Reading	4
Science	3
Incidents	10
Attendance	5

La Salle Academy

Private Catholic

Grades 3-8

90 Students

1434 North 2nd Street
Philadelphia, PA 19122

215-739-5804



Bus: 5, 15, 25, 57

Demographics

Low-Income	82%
------------	-----

Math	4
Reading	6

Laboratory Charter School of Communication and Languages: 4th Street Campus

Public Charter Citywide

Grades K-8

567 Students

800 North Orianna Street
Philadelphia, PA 19123

215-574-1680



Bus: 43, 57

Demographics

Female	49%	Male	51%
Special Ed	7%		
English Learner	7%		
Low-Income	56%		
Asian	3%	Black	90%
Hispanic	3%	Other	4%
White	0%		

Overall

Overall	6
Math	4
Reading	6
Science	7
Incidents	8
Attendance	7

This school is moving locations in fall 2020. The K-5 campus will be located at 926 Sedgley Avenue (19140) and the 6-8 campus will be located at 3300 Henry Avenue (19129).

Lindley Academy Charter School at Birney

Public Charter Neighborhood

Grades K-8

740 Students

900 Lindley Avenue
Philadelphia, PA 19141

215-456-3000



Bus: 47, J

Demographics

Female	51%	Male	49%
Special Ed	18%		
English Learner	4%		
Low-Income	85%		
Asian	3%	Black	92%
Hispanic	3%	Other	2%
White	0%		

Overall

Overall	3
Math	2
Reading	3
Science	3
Incidents	5
Attendance	5
High Growth	

Logan Elementary School

Public District Neighborhood



BSL: Logan

Bus: 16, J

Grades PK-5

338 Students

1700 Lindley Avenue
Philadelphia, PA 19141

215-400-3670

Demographics

Female	51%	Male	49%
Special Ed	19%		
Low-Income	84%		
Asian	1%	Black	91%
Hispanic	2%	Other	4%
White	2%		

Overall

	4
Math	3
Reading	4
Science	4
Incidents	7
Attendance	5

Logan Hope School

Private Independent



BSL: Logan

Bus: 16, J

Grades K-8

94 Students

4934 North 13th Street
Philadelphia, PA 19141

215-455-7442

Demographics

Female	51%	Male	49%
Low-Income	70%		
Asian	62%	Black	20%
Hispanic	0%	Other	15%
White	3%		

Overall

	6
Math	3
Reading	7
Incidents	5
Attendance	10

Ludlow, James R., School

Public District Neighborhood



Bus: 47, 57

Trolley: 15

Grades K-8

282 Students

550 West Master Street
Philadelphia, PA 19122

215-400-7430

Demographics

Female	46%	Male	54%
Special Ed	30%		
English Learner	1%		
Low-Income	83%		
Asian	0%	Black	75%
Hispanic	15%	Other	9%
White	1%		

Overall

	3
Math	4
Reading	3
Science	4
Incidents	4
Attendance	4

Masterman, Julia R., Laboratory and Demonstration School

Public District Special Admission



BSL: Spring Garden

Bus: 2, 43

Grades 5-12

1,214 Students

1699 Spring Garden Street
Philadelphia, PA 19130

215-400-7580

Demographics

Female	53%	Male	47%
Special Ed	3%		
Gifted	25%		
Low-Income	21%		
Asian	29%	Black	15%
Hispanic	5%	Other	10%
White	41%		

Overall

	10
Math	10
Reading	10
Science	10
Incidents	10
Attendance	10
College Bound	10

Mastery Charter Gratz Prep Middle School

Public Charter Neighborhood

Grades 7-8

279 Students

1798 West Hunting Park Avenue

Philadelphia, PA 19140

215-227-4408



BSL: Hunting Park

Bus: 1, 2, 23, 53, 56, H, R, XH

Demographics

Female	48%	Male	52%
Special Ed			34%
English Learner			1%
Low-Income			84%
Asian	0%	Black	91%
Hispanic	5%	Other	4%
White	0%		

Overall

2
Math 2
Reading 4
Science 3
Incidents 4
Attendance 2
High Growth

Mastery Charter School: Clymer Elementary

Public Charter Neighborhood

Grades K-6

582 Students

1201 West Rush Street

Philadelphia, PA 19133

215-223-2243



Bus: 4, 16, 23, 54

RR: North Philadelphia

Demographics

Female	49%	Male	51%
Special Ed			22%
English Learner			2%
Low-Income			96%
Asian	0%	Black	88%
Hispanic	10%	Other	1%
White	1%		

Overall

2
Math 2
Reading 3
Science 4
Incidents 9
Attendance 2

Mastery Charter School: Frederick Douglass

Public Charter Neighborhood

Grades K-8

729 Students

2118 West Norris Street

Philadelphia, PA 19121

215-684-5063



Bus: 33

Demographics

Female	48%	Male	52%
Special Ed			23%
Low-Income			95%
Asian	0%	Black	97%
Hispanic	2%	Other	1%
White	0%		

Overall

2
Math 2
Reading 3
Science 5
Incidents 9
Attendance 2
High Growth

Mastery Charter School: Grover Cleveland Campus

Public Charter Neighborhood

Grades PK-8

738 Students

3701 North 19th Street

Philadelphia, PA 19140

215-227-5042



Bus: 2, 56, H, XH

Demographics

Female	50%	Male	50%
Special Ed			22%
English Learner			1%
Low-Income			90%
Asian	0%	Black	91%
Hispanic	6%	Other	2%
White	1%		

Overall

4
Math 3
Reading 3
Science 3
Incidents 8
Attendance 5
High Growth

Mastery Prep Elementary

Public Charter Citywide



BSL: Hunting Park

Bus: 1, 2, 23, 53, R

Grades K-6

220 Students

1801 West Pike Street
Philadelphia, PA 19140

215-866-0067

This school will serve grades K-4 in 2020-21 and grades K-5 in 2021-22. It will eventually grow to serve grades K-6.

Demographics

Female	50%	Male	50%
Special Ed	3%		
English Learner	4%		
Low-Income	91%		
Asian	1%	Black	87%
Hispanic	9%	Other	2%
White	1%		

Incidents	10
Attendance	4

Mathematics, Civics and Sciences Charter School of Philadelphia, Inc., The

Public Charter Citywide



BSL: Spring Garden

Bus: 4, 16, 43, 61

Grades 1-12

1,013 Students

447 North Broad Street
Philadelphia, PA 19123

215-923-4880

Demographics

Female	52%	Male	48%
Special Ed	5%		
Low-Income	68%		
Asian	0%	Black	97%
Hispanic	1%	Other	2%
White	0%		

Overall	5
Math	2
Reading	4
Science	4
Incidents	9
Attendance	6
College Bound	7

McClure, Alexander K., School

Public District Neighborhood



BSL: Hunting Park

Bus: 4, 47, 53

Grades PK-5

688 Students

600 West Hunting Park Avenue
Philadelphia, PA 19140

215-400-3870

Demographics

Female	52%	Male	48%
Special Ed	8%		
English Learner	18%		
Low-Income	86%		
Asian	0%	Black	29%
Hispanic	63%	Other	7%
White	1%		

Overall	2
Math	1
Reading	2
Science	3
Incidents	5
Attendance	3
High Growth	

McKinley, William, School

Public District Neighborhood



Bus: 3, 39, 47, 57

Grades PK-8

454 Students

2101 North Orkney Street
Philadelphia, PA 19122

215-400-7440

Demographics

Female	46%	Male	54%
Special Ed	26%		
English Learner	10%		
Low-Income	88%		
Asian	1%	Black	40%
Hispanic	51%	Other	6%
White	2%		

Overall	2
Math	2
Reading	3
Science	3
Incidents	6
Attendance	3

Meade, Gen. George G., School

Public District Neighborhood



BSL: Cecil B. Moore

Grades PK-8

Bus: 3

405 Students

1600 North 18th Street

Philadelphia, PA 19121

215-684-5062

Demographics

Female	46%	Male	54%
Special Ed	18%		
English Learner	1%		
Low-Income	90%		
Asian	0%	Black	93%
Hispanic	4%	Other	3%
White	0%		

Overall

1

Math

1

Reading

1

Science

1

Incidents

3

Attendance

2

Moffet, John, Elementary School

Public District Neighborhood



MFL: Berks

Grades K-5

Bus: 5, 25, 57

310 Students

127 West Oxford Street

Philadelphia, PA 19122

215-400-7390

Demographics

Female	44%	Male	56%
Special Ed	17%		
English Learner	11%		
Low-Income	78%		
Asian	1%	Black	18%
Hispanic	54%	Other	19%
White	8%		

Overall

6

Math

5

Reading

5

Science

5

Incidents

10

Attendance

7

High Growth



Morris, Robert, School

Public District Neighborhood



Bus: 7, 32, 48

Grades K-8

Trolley: 15

257 Students

2600 West Thompson Street

Philadelphia, PA 19121

215-400-7320

Demographics

Female	46%	Male	54%
Special Ed	22%		
English Learner	1%		
Low-Income	82%		
Asian	0%	Black	90%
Hispanic	5%	Other	4%
White	1%		

Overall

2

Math

2

Reading

2

Science

3

Incidents

4

Attendance

4

Muñoz Marin, Hon. Luis, Elementary School

Public District Neighborhood



Bus: 47, 57, 60

Grades PK-8

638 Students

3300 North 3rd Street

Philadelphia, PA 19140

215-400-3920

Demographics

Female	48%	Male	52%
Special Ed	18%		
English Learner	20%		
Low-Income	85%		
Asian	0%	Black	15%
Hispanic	79%	Other	5%
White	1%		

Overall

2

Math

1

Reading

2

Science

3

Incidents

5

Attendance

5

High Growth



Pan American Academy Charter School

Public Charter Citywide



MFL: Huntingdon

Bus: 57

Grades K-8

742 Students

2830 North American Street

Philadelphia, PA 19133

215-425-1212

Demographics

Female	51%	Male	49%
Special Ed	24%		
English Learner	22%		
Low-Income	77%		
Asian	0%	Black	7%
Hispanic	87%	Other	6%
White	0%		

Overall

4

Math

2

Reading

4

Science

4

Incidents

9

Attendance

6

High Growth



Peirce, Thomas M., School

Public District Neighborhood



Bus: 33, 54

Grades K-6

437 Students

2300 West Cambria Street

Philadelphia, PA 19132

215-400-7020

Demographics

Female	49%	Male	51%
Special Ed	12%		
English Learner	1%		
Low-Income	88%		
Asian	0%	Black	95%
Hispanic	2%	Other	2%
White	1%		

Overall

1

Math

1

Reading

2

Science

3

Incidents

4

Attendance

1

Pennell, Joseph, Elementary School

Public District Neighborhood



BSL: Olney

Bus: 6, 16, 18, 22, L

Grades PK-5

447 Students

1800 West Nedro Avenue

Philadelphia, PA 19141

215-400-3680

Demographics

Female	49%	Male	51%
Special Ed	11%		
English Learner	1%		
Low-Income	86%		
Asian	0%	Black	92%
Hispanic	4%	Other	2%
White	2%		

Overall

2

Math

2

Reading

3

Science

3

Incidents

2

Attendance

3

People for People Charter School

Public Charter Citywide



BSL: Fairmount

Bus: 4, 16

Grades K-8; 11-12

537 Students

800 North Broad Street

Philadelphia, PA 19130

215-763-7060

Demographics

Female	55%	Male	45%
Special Ed	26%		
Low-Income	75%		
Asian	0%	Black	98%
Hispanic	2%	Other	0%
White	0%		

Overall

3

Math

2

Reading

4

Science

3

Incidents

2

Attendance

4

This school will gradually transition to serve K-8 students only. For the 2020-21 school year, it will serve grades K-8 and 11-12. For the 2021-22 school year, it will serve grades K-8 and 12 only.

Philadelphia Virtual Academy

Public Cyber

Grades 6-12

537 Students

440 North Broad Street

Suite G-3

Philadelphia, PA 19130

215-400-3110



BSL: Spring Garden

Demographics

Female	60%	Male	40%
Special Ed	14%		
English Learner	2%		
Low-Income	4%		
Asian	2%	Black	65%
Hispanic	14%	Other	5%
White	14%		

Potter-Thomas Promise Academy

Public District Neighborhood

Grades K-8

520 Students

3001 North 6th Street

Philadelphia, PA 19133

215-400-7120



Bus: 47

Demographics

Female	48%	Male	52%
Special Ed	13%		
English Learner	24%		
Low-Income	86%		
Asian	1%	Black	19%
Hispanic	76%	Other	3%
White	1%		

Overall

	1
Math	1
Reading	2
Science	3
Incidents	5
Attendance	2
High Growth	

Quadrat Academy

Private Independent

Grades 6-12

222 Brown Street

Philadelphia, PA 19132

267-997-7744



MFL: Spring Garden

Bus: 5, 25, 43, 47, 57

Demographics

Female	50%	Male	50%
Special Ed	30%		
Asian	0%	Black	10%
Hispanic	0%	Other	0%
White	90%		

Incidents

	10
Attendance	10

Rhodes, E. Washington, Elementary School

Public District Neighborhood

Grades K-8

495 Students

2900 West Clearfield Street

Philadelphia, PA 19132

215-400-7060



Bus: 32, 48

Demographics

Female	45%	Male	55%
Special Ed	25%		
Gifted	1%		
Low-Income	85%		
Asian	0%	Black	91%
Hispanic	4%	Other	5%
White	0%		

Overall

	1
Math	1
Reading	1
Science	2
Incidents	3
Attendance	2

St. Francis Xavier School

Private Catholic

Grades PK-8

170 Students

641 North 24th Street
Philadelphia, PA 19130

215-763-6564



Bus: 7, 32, 48

Demographics

Female	51%	Male	49%
Special Ed	3%		
English Learner	1%		
Gifted	3%		
Low-Income	12%		
Asian	2%	Black	20%
Hispanic	7%	Other	6%
White	65%		

Overall

	9
Math	8
Reading	9
Incidents	10
Attendance	10

St. James School

Private Independent

Grades 4-8

86 Students

3217 West Clearfield Street
Philadelphia, PA 19132

215-226-1276



Bus: 1, 32, 60, R

Demographics

Female	50%	Male	50%
Low-Income	100%		
Asian	0%	Black	100%
Hispanic	0%	Other	0%
White	0%		

Incidents	10
Attendance	10

St. Malachy, an Independence Mission School

Private Catholic

Grades PK-8

257 Students

1012 West Thompson Street
Philadelphia, PA 19122

215-232-0696



BSL: Girard

Bus: 23

Trolley: 15

Demographics

Female	48%	Male	52%
Special Ed	7%		
Low-Income	65%		
Asian	0%	Black	81%
Hispanic	2%	Other	17%
White	0%		

Overall	4
Math	2
Reading	4
Incidents	10
Attendance	6

St. Martin de Porres, an Independence Mission School

Private Catholic

Grades PK-8

461 Students

2300 West Lehigh Avenue
Philadelphia, PA 19132

215-223-6872



Bus: 33, 54

Demographics

Female	42%	Male	58%
Special Ed	3%		
Low-Income	68%		
Asian	0%	Black	81%
Hispanic	0%	Other	19%
White	0%		

Overall	5
Math	4
Reading	6
Incidents	10
Attendance	5

St. Peter the Apostle School

Private Catholic

Grades PK-8

181 Students

1009 North 5th Street

Philadelphia, PA 19123

215-922-5958



Bus: 47, 57

Trolley: 15

Demographics

Female	51%	Male	49%
Gifted	10%		
Low-Income	41%		
Asian	3%	Black	35%
Hispanic	50%	Other	2%
White	10%		

Math	3
Reading	7

St. Veronica, an Independence Mission School

Private Catholic

Grades K-8

199 Students

3521 North 6th Street

Philadelphia, PA 19140

215-225-1575



Bus: 47

Demographics

Female	55%	Male	45%
Special Ed	9%		
English Learner	15%		
Low-Income	67%		
Asian	1%	Black	8%
Hispanic	86%	Other	5%
White	0%		

Overall	5
Math	3
Reading	5
Incidents	10
Attendance	8

Saints Tabernacle Day School

Private Independent

Grades K-8

56 Students

5800 North Marvine Street

Philadelphia, PA 19141

215-548-6011



BSL: Fern Rock

Bus: 4, 28, 57, 70

Demographics

Low-Income	100%
------------	------

Sheppard, Isaac, School

Public District Neighborhood

Grades K-4

168 Students

120 West Cambria Street

Philadelphia, PA 19133

215-400-7070



MFL: Huntingdon

Bus: 3, 39, 54, 57

Demographics

Female	55%	Male	45%
Special Ed	14%		
English Learner	28%		
Low-Income	87%		
Asian	0%	Black	11%
Hispanic	82%	Other	6%
White	1%		

Overall	2
Math	2
Reading	3
Science	4
Incidents	5
Attendance	1

Spring Garden Academy

Private Independent



Bus: 2

Grades K-8

52 Students

3501 North 17th Street
Philadelphia, PA 19140

215-226-1000

Demographics

Female	35%	Male	65%
Gifted			6%
Low-Income			94%
Asian	2%	Black	90%
Hispanic	0%	Other	4%
White	4%		

Incidents	5
Attendance	10

Spring Garden School

Public District Neighborhood



Bus: 23

Grades K-8

256 Students

1146 Melon Street
Philadelphia, PA 19123

215-400-7610

Demographics

Female	54%	Male	46%
Special Ed			8%
English Learner			16%
Low-Income			83%
Asian	2%	Black	70%
Hispanic	25%	Other	1%
White	2%		

Overall	3
Math	3
Reading	3
Science	4
Incidents	7
Attendance	5

Steel, Edward T., School

Public District Neighborhood



Bus: 1, 23, 53, R

Grades PK-8

515 Students

4301 Wayne Avenue
Philadelphia, PA 19140

215-400-3910

Demographics

Female	41%	Male	59%
Special Ed			18%
Low-Income			86%
Asian	0%	Black	92%
Hispanic	3%	Other	4%
White	1%		

Overall	1
Math	1
Reading	1
Science	1
Incidents	2
Attendance	1

Taylor, Bayard, School

Public District Neighborhood



Bus: 4, 47, 56

Grades K-5

522 Students

3698 North Randolph Street
Philadelphia, PA 19140

215-400-3880

Demographics

Female	49%	Male	51%
Special Ed			14%
English Learner			27%
Low-Income			88%
Asian	1%	Black	21%
Hispanic	68%	Other	9%
White	1%		

Overall	2
Math	2
Reading	2
Science	4
Incidents	5
Attendance	2

Timothy Academy

Private Independent

Grades K-8

98 Students

303 West Lehigh Avenue

Philadelphia, PA 19133

215-425-8886



MFL: Huntingdon

Bus: 54, 57

Demographics

Female	55%	Male	45%
Low-Income	100%		
Asian	0%	Black	48%
Hispanic	45%	Other	7%
White	0%		

Incidents	10
Attendance	10

Waring, Laura Wheeler, School

Public District Neighborhood

Grades K-8

288 Students

1801 Green Street

Philadelphia, PA 19130

215-400-7560



BSL: Spring Garden

Bus: 2, 33

Demographics

Female	44%	Male	56%
Special Ed	18%		
English Learner	6%		
Low-Income	85%		
Asian	4%	Black	78%
Hispanic	9%	Other	7%
White	2%		

Overall	2
Math	2
Reading	4
Science	4
Incidents	4
Attendance	2

Welsh, John, Elementary School

Public District Neighborhood

Grades K-8

365 Students

2331 North 4th Street

Philadelphia, PA 19133

215-400-7130



Bus: 50

Demographics

Female	52%	Male	48%
Special Ed	18%		
English Learner	16%		
Low-Income	87%		
Asian	1%	Black	34%
Hispanic	56%	Other	8%
White	1%		

Overall	2
Math	1
Reading	2
Science	3
Incidents	4
Attendance	4

Widener Memorial School

Public District Citywide

Grades K-12

152 Students

1450 West Olney Avenue

Philadelphia, PA 19141

215-400-3710



BSL: Olney

Bus: 6, 8, 16, 18, 22, 26, 55, 80, L

Demographics

Female	38%	Male	62%
Special Ed	98%		
English Learner	4%		
Low-Income	72%		
Asian	5%	Black	41%
Hispanic	11%	Other	33%
White	10%		

Incidents	8
-----------	---

Wright, Richard R., School

Public District Neighborhood



Bus: 7, 39, 48, 61

Grades PK-5

385 Students

2201 North 28th Street
Philadelphia, PA 19132

215-684-5076

Demographics

Female	47%	Male	53%
Special Ed	26%		
English Learner	1%		
Low-Income	90%		
Asian	0%	Black	91%
Hispanic	4%	Other	4%
White	1%		

Overall

2

Math

2

Reading

3

Science

4

Incidents

2

Attendance

1

High Growth



Young Scholars Charter School

Public Charter Citywide



Bus: 23, 47

Grades 6-8

284 Students

900 North Marshall Street
Philadelphia, PA 19123

215-232-9727

Demographics

Female	56%	Male	44%
Special Ed	17%		
Low-Income	84%		
Asian	0%	Black	94%
Hispanic	3%	Other	3%
White	0%		

Overall

3

Math

2

Reading

4

Science

4

Incidents

9

Attendance

4

Northwest Philadelphia

Zip Codes: 19118, 19119, 19126, 19127, 19128, 19129, 19138, 19144, 19150

Ad Prima Charter School: Mount Airy Campus

Public Charter Citywide



Bus: 18

Grades K-8

634 Students

8034 Thouron Avenue
Philadelphia, PA 19150

215-488-7095

Demographics

Female	53%	Male	47%
Special Ed	12%		
English Learner	3%		
Low-Income	44%		
Asian	1%	Black	86%
Hispanic	5%	Other	6%
White	2%		

Overall

7

Math	4
Reading	6
Science	6
Incidents	9
Attendance	10

AMY Northwest (Academy for the Middle Years)

Public District Special Admission



Bus: 9, 27, 32, 35, 65

Grades 6-8

322 Students

6000 Ridge Avenue
Philadelphia, PA 19128

215-400-3460

Demographics

Female	55%	Male	45%
Special Ed	14%		
English Learner	2%		
Low-Income	65%		
Asian	1%	Black	84%
Hispanic	7%	Other	6%
White	2%		

Overall

5

Math	3
Reading	6
Science	7
Incidents	7
Attendance	7
High Growth	

Blair Christian Academy

Private Independent



Bus: H

Grades PK-8

49 Students

220 West Upsal Street
Philadelphia, PA 19119

215-438-6557

Demographics

Female	40%	Male	60%
Special Ed	10%		
Gifted	20%		
Low-Income	43%		
Asian	5%	Black	90%
Hispanic	0%	Other	0%
White	5%		

Incidents

7

Attendance	10
------------	----

Cook-Wissahickon Elementary School

Public District Neighborhood



Bus: 9, 65

Grades K-8

487 Students

201 East Salignac Street
Philadelphia, PA 19128

215-400-3430

Demographics

Female	46%	Male	54%
Special Ed	16%		
English Learner	2%		
Low-Income	49%		
Asian	1%	Black	39%
Hispanic	5%	Other	13%
White	42%		

Overall

5

Math

3

Reading

5

Science

6

Incidents

7

Attendance

7

Crefeld School, The

Private Independent



Bus: 94, 97, L

Grades 7-12

RR: Chestnut Hill West

90 Students

8836 Crefeld Street
Philadelphia, PA 19118

215-242-5545

Demographics

Female	40%	Male	57%
Non-Binary	3%		
Special Ed	12%		
Gifted	18%		
Low-Income	0%		
Asian	2%	Black	18%
Hispanic	1%	Other	6%
White	73%		

Incidents

7

Attendance

10

Day, Anna B., School

Public District Neighborhood



Bus: 18, L, XH

Grades PK-8

492 Students

6324-42 Crittenden Street
Philadelphia, PA 19138

215-400-3520

Demographics

Female	52%	Male	48%
Special Ed	14%		
Low-Income	75%		
Asian	0%	Black	92%
Hispanic	2%	Other	4%
White	2%		

Overall

3

Math

2

Reading

3

Science

3

Incidents

7

Attendance

4

DePaul, an Independence Mission School

Private Catholic



Bus: 23, H, XH

Grades PK-8

394 Students

44 West Logan Street
Philadelphia, PA 19144

215-842-1266

Demographics

Female	50%	Male	50%
Special Ed	3%		
Low-Income	61%		
Asian	0%	Black	75%
Hispanic	0%	Other	25%
White	0%		

Overall

4

Math

3

Reading

4

Incidents

10

Attendance

6

Dobson, James, Elementary School

Public District Neighborhood



Bus: 35, 62

Grades K-8

277 Students

4667 Umbria Street
Philadelphia, PA 19127

215-487-4460

Demographics

Female	51%	Male	49%
Special Ed	24%		
English Learner	1%		
Low-Income	49%		
Asian	2%	Black	34%
Hispanic	7%	Other	14%
White	43%		

Overall

Overall	5
Math	4
Reading	6
Science	7
Incidents	3
Attendance	6

Edmonds, Franklin S., Elementary School

Public District Neighborhood



Bus: 18, H

Grades PK-8

666 Students

8025 Thouron Avenue
Philadelphia, PA 19150

215-400-3370

Demographics

Female	42%	Male	58%
Special Ed	21%		
English Learner	1%		
Low-Income	67%		
Asian	0%	Black	92%
Hispanic	2%	Other	5%
White	1%		

Overall

Overall	3
Math	2
Reading	2
Science	3
Incidents	5
Attendance	5

Ellwood Elementary School

Public District Neighborhood



Bus: 16, 22, 55, 80, K

Grades PK-5

298 Students

6701 North 13th Street
Philadelphia, PA 19126

215-400-3540

Demographics

Female	46%	Male	54%
Special Ed	13%		
English Learner	2%		
Low-Income	75%		
Asian	2%	Black	88%
Hispanic	4%	Other	6%
White	0%		

Overall

Overall	4
Math	3
Reading	4
Science	3
Incidents	6
Attendance	6

Emlen Elementary School

Public District Neighborhood



Bus: 18, 23, XH

RR: Washington Lane

Grades PK-5

395 Students

6501 Chew Avenue
Philadelphia, PA 19119

215-400-3470

Demographics

Female	50%	Male	50%
Special Ed	22%		
English Learner	1%		
Low-Income	82%		
Asian	0%	Black	92%
Hispanic	2%	Other	5%
White	1%		

Overall

Overall	3
Math	2
Reading	4
Science	5
Incidents	6
Attendance	4

Excelsior School of Philadelphia, The

Private Independent



Bus: L, K

Grades PK-8

106 Students

2111 Eastburn Avenue
Philadelphia, PA 19138

267-900-5494

This school expanded in fall 2020 to serve grades 6-8..

Demographics

Female	53%	Male	47%
Low-Income	81%		
Asian	0%	Black	95%
Hispanic	4%	Other	1%
White	0%		

Overall

5

Math	1
Reading	4
Incidents	9
Attendance	10

Fitler, Edwin, Academics Plus School

Public District Citywide



Bus: 53, X, XH

Grades K-8

258 Students

140 West Seymour Street
Philadelphia, PA 19144

215-400-3610

Demographics

Female	46%	Male	54%
Special Ed	15%		
Low-Income	75%		
Asian	0%	Black	94%
Hispanic	1%	Other	4%
White	1%		

Overall

4

Math	2
Reading	4
Science	4
Incidents	8
Attendance	6

Germantown Friends School

Private Independent



Bus: 23, H, XH

Grades PK-12

951 Students

31 West Coulter Street
Philadelphia, PA 19144

215-951-2300

Demographics

Female	50%	Male	50%
Low-Income	8%		
Asian	11%	Black	10%
Hispanic	4%	Other	9%
White	66%		

Incidents

10

Attendance

10

Green Woods Charter School

Public Charter Citywide



Bus: 9, 27

Grades K-8

662 Students

468 Domino Lane
Philadelphia, PA 19128

215-482-6337

Demographics

Female	50%	Male	50%
Special Ed	14%		
Low-Income	9%		
Asian	1%	Black	18%
Hispanic	2%	Other	8%
White	71%		

Overall

8

Math	7
Reading	8
Science	8
Incidents	10
Attendance	8

Greene Street Friends School

Private Independent

Grades PK-8

295 Students

5511 Greene Street
Philadelphia, PA 19144

215-438-7000



Bus: 23, 26, 65, H, J, K, XH

Demographics

Female	49%	Male	51%
Low-Income	27%		
Asian	3%	Black	28%
Hispanic	5%	Other	12%
White	52%		

Incidents	9
Attendance	10

Henry, Charles W., School

Public District Neighborhood

Grades K-8

511 Students

601 West Carpenter Lane
Philadelphia, PA 19119

215-400-3480



Bus: H

Demographics

Female	49%	Male	51%
Special Ed	17%		
Low-Income	43%		
Asian	0%	Black	65%
Hispanic	4%	Other	8%
White	23%		

Overall	6
Math	6
Reading	6
Science	6
Incidents	4
Attendance	8
High Growth	

Hill-Freedman World Academy

Public District Special Admission

Grades 6-12

702 Students

1100 East Mount Pleasant Avenue
Philadelphia, PA 19150

215-400-3530



Bus: 18, H, L

Demographics

Female	47%	Male	53%
Special Ed	24%		
English Learner	1%		
Gifted	3%		
Low-Income	53%		
Asian	3%	Black	85%
Hispanic	4%	Other	6%
White	2%		

Overall	7
Math	5
Reading	8
Science	8
Incidents	5
Attendance	9
College Bound	6

Holy Cross, an Independence Mission School

Private Catholic

Grades K-8

228 Students

144 East Mount Airy Avenue
Philadelphia, PA 19119

215-242-0414



Bus: 23

RR: Sedgwick

Demographics

Female	57%	Male	43%
Special Ed	4%		
Low-Income	58%		
Asian	3%	Black	70%
Hispanic	11%	Other	16%
White	0%		

Overall	6
Math	4
Reading	7
Incidents	10
Attendance	7

Hope Church School

Private Independent

Grades PK-12

115 Students

6707 Old York Road
Philadelphia, PA 19126

215-927-7770



Bus: 16, 22, 55

Demographics

Female	48%	Male	52%
Special Ed	35%		
English Learner	5%		
Gifted	40%		
Low-Income	100%		
Asian	0%	Black	90%
Hispanic	0%	Other	9%
White	1%		

Incidents	10
Attendance	10

Houston, Henry H., Elementary School

Public District Neighborhood

Grades K-8

344 Students

7300 Rural Lane
Philadelphia, PA 19119

215-400-3490



Bus: 23

RR: Allen Lane

Demographics

Female	48%	Male	52%
Special Ed	25%		
English Learner	1%		
Low-Income	62%		
Asian	1%	Black	81%
Hispanic	3%	Other	11%
White	4%		

Overall	3
Math	2
Reading	3
Science	3
Incidents	5
Attendance	6

Immaculate Heart of Mary School

Private Catholic

Grades PK-8

368 Students

815 East Cathedral Road
Philadelphia, PA 19128

215-482-2029



Bus: 62

Demographics

Low-Income	7%		
Asian	5%	Black	10%
Hispanic	0%	Other	5%
White	80%		

Overall	9
Math	8
Reading	8
Incidents	10
Attendance	10

Jenks, J.S., Academy for Arts & Sciences

Public District Neighborhood

Grades K-8

513 Students

8301 Germantown Avenue
Philadelphia, PA 19118

215-400-3360



Bus: 23, 77, L

RR: Chestnut Hill West,
Wyndmoor

Demographics

Female	52%	Male	48%
Special Ed	13%		
English Learner	1%		
Gifted	1%		
Low-Income	43%		
Asian	1%	Black	82%
Hispanic	3%	Other	7%
White	7%		

Overall	6
Math	5
Reading	6
Science	7
Incidents	10
Attendance	8

Jesus Is The Way Christian Academy

Private Independent

Grades PK-8

7 Students

6753 Germantown Avenue

Philadelphia, PA 19119

267-970-9779



Bus: 18, 23

Demographics

Low-Income 43%

Kelly, John B., Elementary School

Public District Neighborhood

Grades K-5

620 Students

5116 Pulaski Avenue

Philadelphia, PA 19144

215-400-3580



Bus: 53, H, K, XH

RR: Queen Lane

Demographics

Female 47% Male 53%

Special Ed 17%

Low-Income 83%

Asian 0% Black 93%

Hispanic 1% Other 5%

White 1%

Overall 1

Math 1

Reading 2

Science 3

Incidents 6

Attendance 2

Kids World Christian Education Center (Germantown Campus)

Private Independent

Grades PK-7

38 Students

629 East Church Lane

Philadelphia, PA 19144

215-848-1800



Bus: 18, 26, J, K

Demographics

Low-Income 79%

KIPP Philadelphia Elementary Academy

Public Charter Citywide

Grades K-4

500 Students

2409 West Westmoreland Street

Philadelphia, PA 19129

267-687-7283



Bus: 1, 33, 60, R

Demographics

Female 48% Male 52%

Special Ed 22%

Low-Income 88%

Asian 0% Black 96%

Hispanic 3% Other 0%

White 1%

Overall 4

Math 4

Reading 4

Science 4

Incidents 10

Attendance 5

Lingelbach, Anna L., School

Public District Neighborhood

Grades K-8

406 Students

6340 Wayne Avenue
Philadelphia, PA 19144

215-400-3630



Bus: 53

Demographics

Female	49%	Male	51%
Special Ed	18%		
English Learner	9%		
Low-Income	70%		
Asian	1%	Black	85%
Hispanic	5%	Other	5%
White	4%		

Overall

	3
Math	2
Reading	3
Science	4
Incidents	6
Attendance	5

Lotus Academy

Private Independent

Grades PK-4

81 Students

340 East Haines Street
Philadelphia, PA 19144

215-438-7500



Bus: 23, 26, K, XH
RR: Germantown

Demographics

Low-Income	12%
------------	-----

Mastery Charter School: John Wister Elementary

Public Charter Neighborhood

Grades K-5

517 Students

67 East Brighthurst Street
Philadelphia, PA 19144

215-951-4003



Bus: 23, 26, J, K
RR: Wister

Demographics

Female	44%	Male	56%
Special Ed	17%		
English Learner	1%		
Low-Income	93%		
Asian	0%	Black	94%
Hispanic	4%	Other	2%
White	0%		

Overall

	3
Math	1
Reading	3
Science	3
Incidents	9
Attendance	4

Mastery Charter School: Pastorius-Richardson Elementary

Public Charter Neighborhood

Grades K-8

600 Students

5650 Sprague Street
Philadelphia, PA 19138

215-951-5689



Bus: 18, 26, K, L

Demographics

Female	46%	Male	54%
Special Ed	24%		
Low-Income	86%		
Asian	0%	Black	94%
Hispanic	3%	Other	3%
White	0%		

Overall

	3
Math	2
Reading	4
Science	4
Incidents	9
Attendance	4
High Growth	

Mastery Charter School: Pickett Campus

Public Charter Citywide

Grades 6-12

898 Students

5700 Wayne Avenue
Philadelphia, PA 19144

215-866-9000



Bus: 26, 53, 65, J, K

RR: Cheltenham

Demographics

Female	49%	Male	51%
Special Ed			23%
Low-Income			90%
Asian	0%	Black	96%
Hispanic	3%	Other	1%
White	0%		

Overall

Overall	4
Math	2
Reading	6
Science	4
Incidents	5
Attendance	3
College Bound	7

McCloskey, John F., School

Public District Neighborhood

Grades K-8

356 Students

8500 Pickering Street
Philadelphia, PA 19150

215-400-3380



Bus: 18, H

Demographics

Female	44%	Male	56%
Special Ed			12%
Low-Income			68%
Asian	0%	Black	92%
Hispanic	3%	Other	3%
White	2%		

Overall

Overall	3
Math	2
Reading	3
Science	3
Incidents	4
Attendance	5

Mifflin, Thomas, School

Public District Neighborhood

Grades PK-8

322 Students

3624 Conrad Street
Philadelphia, PA 19129

215-400-3830



Bus: K

RR: East Falls

Demographics

Female	52%	Male	48%
Special Ed			19%
English Learner			2%
Low-Income			77%
Asian	0%	Black	80%
Hispanic	3%	Other	9%
White	8%		

Overall

Overall	4
Math	3
Reading	4
Science	5
Incidents	7
Attendance	6

Norwood-Fontbonne Academy

Private Catholic

Grades PK-8

367 Students

8891 Germantown Avenue
Philadelphia, PA 19118

215-247-3811



RR: Chestnut Hill East,
Chestnut Hill West

Demographics

Female	46%	Male	54%
Low-Income			2%
Asian	3%	Black	16%
Hispanic	0%	Other	9%
White	72%		

Incidents

Incidents	10
Attendance	10

Our Mother of Consolation Parish School

Private Catholic

Grades PK-8

204 Students

17 East Chestnut Hill Avenue
Philadelphia, PA 19118

215-247-1060



Bus: 94, 97, L
RR: Chestnut Hill East

Demographics

Female	56%	Male	44%
Low-Income	5%		
Asian	3%	Black	35%
Hispanic	0%	Other	5%
White	57%		

Overall

Overall	10
Math	10
Reading	10
Incidents	10
Attendance	10

Penn, William, Charter School

Private Independent

Grades PK-12

965 Students

3000 West School House Lane
Philadelphia, PA 19144

215-844-3460



Bus: K, R
RR: Queen Lane

Demographics

Low-Income	0%
------------	----

Pennsylvania School for the Deaf

Private Independent

Grades PK-12

138 Students

100 West School House Lane
Philadelphia, PA 19144

215-951-4700



Bus: 23, 65, H, J, K, XH
RR: Cheltenham, Germantown

Demographics

Female	54%	Male	46%
Low-Income	100%		
Asian	3%	Black	44%
Hispanic	24%	Other	10%
White	19%		

Pennypacker, Samuel W., School

Public District Neighborhood

Grades PK-8

413 Students

1858 East Washington Lane
Philadelphia, PA 19138

215-400-3510



Bus: 6, 18, XH

Demographics

Female	46%	Male	54%
Special Ed	17%		
English Learner	1%		
Low-Income	77%		
Asian	0%	Black	95%
Hispanic	2%	Other	2%
White	1%		

Overall

Overall	2
Math	1
Reading	2
Science	3
Incidents	6
Attendance	3

Philadelphia Hebrew Public Charter School

Public Charter Citywide



Bus: 32, R

RR: East Falls

Grades K-8

3300 Henry Avenue
Two Falls Center, Suite 200
Philadelphia, PA 19129

267-225-1511

This school opened in fall 2019. The school will serve grades K-2 in 2020-21 and grades K-3 in 2021-22. It will eventually grow to serve grades K-8.

Project Learn School

Private Independent



Bus: 18, 23

RR: Upsal

Grades K-8

55 Students

6525 Germantown Avenue
Philadelphia, PA 19119

215-438-3623

Demographics

Female	45%	Male	50%
Non-Binary			5%
Special Ed			10%
Gifted			15%
Low-Income			22%
Asian	0%	Black	63%
Hispanic	0%	Other	12%
White	25%		

Incidents

7

Attendance

10

Roosevelt, Theodore, Elementary School

Public District Neighborhood



Bus: 18, 23, XH

RR: Washington Lane

Grades K-8

501 Students

430 East Washington Lane
Philadelphia, PA 19144

215-400-3640

Demographics

Female	46%	Male	54%
Special Ed			23%
Low-Income			88%
Asian	0%	Black	90%
Hispanic	3%	Other	5%
White	2%		

Overall

2

Math

1

Reading

2

Science

2

Incidents

2

Attendance

4

Rowen, William, Elementary School

Public District Neighborhood



Bus: 6

Grades K-5

438 Students

6841 North 19th Street
Philadelphia, PA 19126

215-400-3550

Demographics

Female	46%	Male	54%
Special Ed			16%
English Learner			2%
Low-Income			82%
Asian	0%	Black	92%
Hispanic	3%	Other	4%
White	1%		

Overall

4

Math

3

Reading

4

Science

4

Incidents

7

Attendance

5

Roxborough Christian School

Private Independent



Bus: 9, 27, 32

Grades K-8

58 Students

6301 Ridge Avenue
Philadelphia, PA 19128
267-804-5715

This school will serve grades K-6 in 2020-21 and K-7 in 2021-22. It will eventually grow to serve K-8.

Demographics

Low-Income 38%

St. Athanasius School

Private Catholic



Bus: 6

Grades PK-8

257 Students

7105 Limekiln Pike
Philadelphia, PA 19138
215-424-5045

Demographics

Low-Income 43%

Math **3**

Reading **6**

St. Raymond of Penafort, an Independence Mission School

Private Catholic



Bus: 18

Grades PK-8

250 Students

7940 Williams Avenue
Philadelphia, PA 19150
215-548-1919

Demographics

Female 53% Male 47%

Special Ed 5%

Low-Income 43%

Asian 0% Black 82%

Hispanic 0% Other 18%

White 0%

Overall 6

Math **4**

Reading **5**

Incidents **10**

Attendance **8**

Shawmont School

Public District Neighborhood



Bus: 9, 62

Grades PK-8

483 Students

535 Shawmont Avenue
Philadelphia, PA 19128
215-400-3440

Demographics

Female 48% Male 52%

Special Ed 16%

English Learner 1%

Gifted 1%

Low-Income 48%

Asian 4% Black 38%

Hispanic 7% Other 11%

White 40%

Overall 5

Math **4**

Reading **5**

Science **6**

Incidents **9**

Attendance **7**

High Growth

Springside Chestnut Hill Academy

Private Independent

Grades PK-12

1,005 Students

500 West Willow Grove Avenue

Philadelphia, PA 19118

215-247-7007



Bus: 23

RR: St. Martins

Demographics

Low-Income

7%

Wagner, Gen. Louis, Middle School

Public District Neighborhood



Bus: 6, K

Grades 6-8

487 Students

1701 Chelton Avenue

Philadelphia, PA 19126

215-400-3560

Demographics

Female 51% Male 49%

Special Ed 28%

English Learner 3%

Low-Income 76%

Asian 0% Black 90%

Hispanic 5% Other 4%

White 1%

Overall

2

Math 1

Reading 2

Science 2

Incidents 5

Attendance 5

Waldorf School of Philadelphia, The

Private Independent



Bus: 53, H, XH

Grades PK-8

178 Students

6000 Wayne Avenue

Philadelphia, PA 19144

215-248-1662

Demographics

Low-Income

23%

West Oak Lane Charter School

Public Charter Citywide



Bus: L, XH

Grades K-8

1,028 Students

7115 Stenton Avenue

Philadelphia, PA 19138

215-927-7995

Demographics

Female 50% Male 50%

Special Ed 9%

Low-Income 94%

Asian 0% Black 100%

Hispanic 0% Other 0%

White 0%

Overall

5

Math 3

Reading 5

Science 4

Incidents 9

Attendance 7

Wissahickon Charter School: Awbury Campus

Public Charter Citywide



Bus: 18, XH
RR: Chestnut Hill East

Grades K-8

951 Students

815 East Washington Lane
Philadelphia, PA 19138

267-774-4370

Demographics

Female	54%	Male	46%
Special Ed	21%		
Low-Income	54%		
Asian	0%	Black	90%
Hispanic	2%	Other	4%
White	4%		

Overall

5

Math	3
Reading	5
Science	6
Incidents	10
Attendance	8

Wissahickon Charter School: Fernhill Campus

Public Charter Citywide



Bus: H, X
RR: Queen Lane

Grades K-8

951 Students

4700 Wissahickon Avenue
Building G
Philadelphia, PA 19144

267-338-1020

Demographics

Female	54%	Male	46%
Special Ed	21%		
Low-Income	54%		
Asian	0%	Black	90%
Hispanic	2%	Other	4%
White	4%		

Overall

5

Math	3
Reading	5
Science	6
Incidents	10
Attendance	8

South Philadelphia

Zip Codes: 19145, 19146, 19147, 19148

Arthur, Chester A., School

Public District Neighborhood



Bus: 7, 17

Grades K-8

272 Students

2000 Catharine Street
Philadelphia, PA 19146

215-400-4940

Demographics

Female	44%	Male	56%
Special Ed	25%		
English Learner	2%		
Low-Income	55%		
Asian	5%	Black	55%
Hispanic	5%	Other	9%
White	26%		

Overall

5

Math	4
Reading	6
Science	6
Incidents	4
Attendance	5

Bregy, F. Amedee, Elementary School

Public District Neighborhood



BSL: Oregon

Bus: 2, 7, G

Grades PK-8

356 Students

1700 Bigler Street
Philadelphia, PA 19145

215-400-8210

Demographics

Female	46%	Male	54%
Special Ed	29%		
English Learner	1%		
Low-Income	78%		
Asian	8%	Black	56%
Hispanic	4%	Other	15%
White	17%		

Overall

3

Math	3
Reading	3
Science	4
Incidents	4
Attendance	4

Calvary Temple Christian Academy

Private Independent



Bus: 17, 68

Grades K-8

87 Students

3301 South 20th Street
Philadelphia, PA 19145

215-462-2822

Demographics

Low-Income	7%
------------	----

This school will be closing for the 2020-21 school year. Visit greatphillyschools.org for more information.

Childs, George W., Elementary School

Public District Neighborhood



BSL: Ellsworth- Federal

Bus: 2, 4

Grades PK-8

555 Students

1599 Wharton Street
Philadelphia, PA 19146

215-400-7950

Demographics

Female	51%	Male	49%
Special Ed	21%		
English Learner	22%		
Low-Income	81%		
Asian	25%	Black	43%
Hispanic	19%	Other	8%
White	5%		

Overall

3

Math

3

Reading

3

Science

3

Incidents

4

Attendance

5

Christopher Columbus Charter School: North Campus

Public Charter Citywide



BSL: Ellsworth-Federal

Grades K-5

620 Students

916 Christian Street
Philadelphia, PA 19147

215-925-7400

Demographics

Female	48%	Male	52%
Special Ed	9%		
English Learner	7%		
Low-Income	44%		
Asian	9%	Black	16%
Hispanic	13%	Other	7%
White	55%		

Overall

7

Math

6

Reading

7

Science

8

Incidents

8

Attendance

9

High Growth



Christopher Columbus Charter School: South Campus

Public Charter Citywide



BSL: Ellsworth-Federal

Grades 5-8

380 Students

1242 South 13th Street
Philadelphia, PA 19147

215-389-6000

Demographics

Female	48%	Male	52%
Special Ed	9%		
English Learner	7%		
Low-Income	44%		
Asian	9%	Black	16%
Hispanic	13%	Other	7%
White	55%		

Overall

7

Math

6

Reading

7

Science

6

Incidents

8

Attendance

9

High Growth



Crooked Places Made Straight

Private Independent



Bus: 7, 12, 64

Grades 1-12

14 Students

2617 Washington Avenue
Philadelphia, PA 19146

215-339-5007

Demographics

Low-Income	100%
------------	------

Fell, D. Newlin, School

Public District Neighborhood



BSL: Oregon

Grades K-8

Bus: 7, 47M, G

570 Students

900 West Oregon Avenue

Philadelphia, PA 19148

215-400-8260

Demographics

Female	48%	Male	52%
Special Ed	14%		
English Learner	24%		
Low-Income	77%		
Asian	36%	Black	14%
Hispanic	23%	Other	7%
White	20%		

Overall

7

Math

7

Reading

6

Science

8

Incidents

10

Attendance

6

High Growth



Girard Academic Music Program (GAMP)

Public District Special Admission



Bus: 7, 37, G

Grades 5-12

623 Students

2136 West Ritner Street

Philadelphia, PA 19145

215-400-8230

Demographics

Female	59%	Male	41%
Special Ed	8%		
English Learner	1%		
Gifted	6%		
Low-Income	35%		
Asian	19%	Black	25%
Hispanic	6%	Other	9%
White	41%		

Overall

9

Math

9

Reading

9

Science

10

Incidents

8

Attendance

9

College Bound

9

Girard, Stephen, Elementary School

Public District Neighborhood



BSL: Snyder

Grades K-4

Bus: 2, 17, 37, 79

437 Students

1800 Snyder Avenue

Philadelphia, PA 19145

215-400-8180

Demographics

Female	52%	Male	48%
Special Ed	9%		
English Learner	16%		
Low-Income	84%		
Asian	20%	Black	59%
Hispanic	8%	Other	7%
White	6%		

Overall

3

Math

3

Reading

3

Science

5

Incidents

9

Attendance

3

Independence Charter School (ICS)

Public Charter Citywide



BSL: Lombard-South

Grades K-8

Bus: 2, 40

818 Students

RR: Suburban Station

1600 Lombard Street

Philadelphia, PA 19146

215-238-8000

Demographics

Female	51%	Male	49%
Special Ed	16%		
English Learner	6%		
Low-Income	51%		
Asian	5%	Black	40%
Hispanic	24%	Other	5%
White	26%		

Overall

7

Math

6

Reading

7

Science

7

Incidents

9

Attendance

9

Jackson, Andrew, Elementary School

Public District Neighborhood



BSL: Ellsworth-Federal

Grades PK-8

621 Students

1213 South 12th Street

Philadelphia, PA 19147

215-400-7970

Bus: 4, 45

Demographics

Female	50%	Male	50%
Special Ed	10%		
English Learner	20%		
Low-Income	62%		
Asian	13%	Black	17%
Hispanic	31%	Other	10%
White	29%		

Overall

6

Math

5

Reading

6

Science

6

Incidents

4

Attendance

7

High Growth



Jenks, A.S., Academics Plus School

Public District Neighborhood



BSL: Oregon

Grades K-5

276 Students

2501 South 13th Street

Philadelphia, PA 19148

215-400-8240

Bus: 23, 4

Demographics

Female	52%	Male	48%
Special Ed	13%		
English Learner	21%		
Low-Income	66%		
Asian	33%	Black	4%
Hispanic	10%	Other	7%
White	46%		

Overall

9

Math

9

Reading

8

Science

9

Incidents

10

Attendance

10

Key, Francis Scott, School

Public District Neighborhood



Bus: 47, 47M

Grades K-6

459 Students

2230 South 8th Street

Philadelphia, PA 19148

215-400-8250

Demographics

Female	42%	Male	58%
Special Ed	9%		
English Learner	59%		
Low-Income	84%		
Asian	42%	Black	9%
Hispanic	33%	Other	4%
White	12%		

Overall

4

Math

3

Reading

3

Science

4

Incidents

5

Attendance

7

High Growth



Kirkbride, Eliza B., Elementary School

Public District Neighborhood



Bus: 47

Grades PK-8

556 Students

1501 South 7th Street

Philadelphia, PA 19147

215-400-7980

Demographics

Female	50%	Male	50%
Special Ed	13%		
English Learner	44%		
Low-Income	80%		
Asian	30%	Black	7%
Hispanic	48%	Other	7%
White	8%		

Overall

8

Math

6

Reading

7

Science

7

Incidents

8

Attendance

10

High Growth



Mastery Charter School: Thomas Elementary

Public Charter Citywide



Bus: 7, 23, 47M, 68, G

Grades K-6

646 Students

814 Bigler Street
Philadelphia, PA 19148
267-296-7000

Demographics

Female	47%	Male	53%
Special Ed	19%		
English Learner	15%		
Low-Income	89%		
Asian	23%	Black	38%
Hispanic	20%	Other	4%
White	15%		

Overall

Overall	6
Math	6
Reading	6
Science	6
Incidents	8
Attendance	6
High Growth	

Mastery Charter School: Thomas High Campus

Public Charter Citywide



Bus: 7, 23, 47, 47M, 68, G

Grades 7-12

687 Students

927 Johnston Street
Philadelphia, PA 19148
267-236-0036

Demographics

Female	47%	Male	53%
Special Ed	19%		
English Learner	15%		
Low-Income	89%		
Asian	23%	Black	38%
Hispanic	20%	Other	4%
White	15%		

Overall

Overall	6
Math	4
Reading	7
Science	7
Incidents	8
Attendance	6
College Bound	6

McDaniel, Delaplaine, Elementary School

Public District Neighborhood



Bus: 17, 29

Grades K-8

379 Students

1801 South 22nd Street
Philadelphia, PA 19145
215-400-8220

Demographics

Female	46%	Male	54%
Special Ed	18%		
English Learner	2%		
Low-Income	85%		
Asian	3%	Black	87%
Hispanic	3%	Other	6%
White	1%		

Overall

Overall	1
Math	1
Reading	1
Science	1
Incidents	2
Attendance	2

Meredith, William M., School

Public District Neighborhood



Bus: 57

Grades K-8

573 Students

725 South 5th Street
Philadelphia, PA 19147
215-400-7990

Demographics

Female	48%	Male	52%
Special Ed	9%		
English Learner	1%		
Gifted	2%		
Low-Income	16%		
Asian	8%	Black	8%
Hispanic	6%	Other	13%
White	65%		

Overall

Overall	10
Math	10
Reading	10
Science	9
Incidents	10
Attendance	10

Nebinger, George W., School

Public District Neighborhood



BSL: Ellsworth-Federal

Bus: 47, 57, 64

Grades PK-8

467 Students

601 Carpenter Street
Philadelphia, PA 19147

215-400-8110

Demographics

Female	44%	Male	56%
Special Ed	19%		
English Learner	16%		
Low-Income	62%		
Asian	9%	Black	38%
Hispanic	21%	Other	10%
White	22%		

Overall

6

Math	6
Reading	6
Science	7
Incidents	9
Attendance	7
High Growth	

Our Lady of Hope Regional Catholic School

Private Catholic



BSL: Snyder

Bus: 4, 23, 79

Grades PK-8

225 Students

1248 Jackson Street
Philadelphia, PA 19148

215-467-5385

Demographics

Low-Income	37%
------------	-----

Math	6
Reading	7

Philadelphia Performing Arts: A String Theory Charter School (East and West Campuses)

Public Charter Citywide



BSL: Oregon, Snyder

Bus: 4

Grades K-4

1,031 Students

East Campus:
2407 South Broad Street
Philadelphia, PA 19145

West Campus:
2600 South Broad Street
Philadelphia, PA 19148

215-278-2460

Demographics

Female	59%	Male	41%
Special Ed	15%		
English Learner	4%		
Gifted	1%		
Low-Income	64%		
Asian	12%	Black	27%
Hispanic	8%	Other	8%
White	45%		

Overall

8

Math	8
Reading	8
Science	9
Incidents	10
Attendance	7
High Growth	

Philadelphia School, The

Private Independent



Bus: 7, 40

RR: University City

Grades PK-8

464 Students

2501 Lombard Street
Philadelphia, PA 19146

215-545-5323

Demographics

Female	54%	Male	45%
Non-Binary	1%		
Low-Income	26%		
Asian	7%	Black	10%
Hispanic	2%	Other	21%
White	60%		

Incidents

10

St. Anthony of Padua Regional Catholic School

Private Catholic

Grades PK-8

213 Students

913 Pierce Street
Philadelphia, PA 19148

215-468-0353



BSL: Tasker-Morris
Bus: 29, 47M

Demographics

Female	48%	Male	52%
English Learner			10%
Gifted			4%
Low-Income			43%
Asian	11%	Black	8%
Hispanic	29%	Other	2%
White	50%		

Overall

	9
Math	8
Reading	8
Incidents	10
Attendance	10

St. Gabriel, an Independence Mission School

Private Catholic

Grades PK-8

162 Students

2917 Dickinson Street
Philadelphia, PA 19146

215-468-7230



Bus: 29, 64

Demographics

Female	52%	Male	48%
Special Ed			9%
Low-Income			62%
Asian	5%	Black	63%
Hispanic	0%	Other	21%
White	11%		

Overall

	5
Math	3
Reading	6
Incidents	10
Attendance	5

St. Monica School

Private Catholic

Grades PK-8

444 Students

2500 South 16th Street
Philadelphia, PA 19145

215-467-5338



BSL: Oregon
Bus: 2, 17

Demographics

Low-Income	26%
------------	-----

Math

7

Reading

8

St. Peter's School

Private Independent

Grades PK-8

155 Students

319 Lombard Street
Philadelphia, PA 19147

215-925-3963



Bus: 12, 40, 57

Demographics

Female	50%	Male	50%
Low-Income			32%
Asian	7%	Black	7%
Hispanic	1%	Other	6%
White	79%		

Incidents

10

Attendance

10

St. Pio Catholic School

Private Catholic

Grades PK-8

174 Students

1826 Pollock Street
Philadelphia, PA 19145

215-467-5430



BSL: Oregon

Bus: 2, 17, 68

Demographics

Female	44%	Male	56%
Special Ed	2%		
English Learner	3%		
Low-Income	16%		
Asian	2%	Black	4%
Hispanic	3%	Other	3%
White	88%		

Overall

8

Math

6

Reading

7

Incidents

8

Attendance

10

St. Thomas Aquinas, an Independence Mission School

Private Catholic

Grades PK-8

233 Students

1631 South 18th Street
Philadelphia, PA 19145

215-334-0878



BSL: Tasker-Morris

Bus: 2, 29

Demographics

Female	50%	Male	50%
Special Ed	5%		
English Learner	16%		
Low-Income	69%		
Asian	30%	Black	44%
Hispanic	16%	Other	8%
White	2%		

Overall

6

Math

4

Reading

6

Incidents

10

Attendance

7

Sharswood, George W., Elementary School

Public District Neighborhood

Grades PK-8

540 Students

2300 South 2nd Street
Philadelphia, PA 19148

215-400-8270



Bus: 57

Demographics

Female	50%	Male	50%
Special Ed	23%		
English Learner	12%		
Low-Income	76%		
Asian	19%	Black	11%
Hispanic	14%	Other	9%
White	47%		

Overall

4

Math

4

Reading

4

Science

6

Incidents

7

Attendance

5

High Growth



Southwark School

Public District Neighborhood

Grades PK-8

894 Students

1835 South 9th Street
Philadelphia, PA 19148

215-400-8280



Bus: 29, 47, 47M, 79, G

Demographics

Female	52%	Male	48%
Special Ed	12%		
English Learner	42%		
Low-Income	78%		
Asian	31%	Black	12%
Hispanic	43%	Other	5%
White	9%		

Overall

5

Math

4

Reading

4

Science

4

Incidents

6

Attendance

8

High Growth



Stanton, E.M., School

Public District Neighborhood



BSL: Ellsworth-Federal

Grades PK-8

326 Students

901 South 17th Street
Philadelphia, PA 19146

215-400-7960

Demographics

Female	45%	Male	55%
Special Ed	17%		
English Learner	1%		
Low-Income	75%		
Asian	3%	Black	76%
Hispanic	7%	Other	8%
White	6%		

Overall

4

Math

3

Reading

4

Science

4

Incidents

6

Attendance

5

High Growth



Taggart, John H., School

Public District Neighborhood



Bus: 47, 47M, 57

Grades PK-8

498 Students

400 West Porter Street
Philadelphia, PA 19148

215-400-8290

Demographics

Female	46%	Male	54%
Special Ed	11%		
English Learner	33%		
Low-Income	80%		
Asian	52%	Black	13%
Hispanic	20%	Other	9%
White	6%		

Overall

5

Math

3

Reading

4

Science

3

Incidents

10

Attendance

7

High Growth



Universal Alcorn Elementary School

Public Charter Neighborhood



Bus: 12, 29, 64

Grades K-5

490 Students

3200 Dickinson Street
Philadelphia, PA 19146

215-952-6219

Demographics

Female	50%	Male	50%
Special Ed	15%		
English Learner	2%		
Low-Income	55%		
Asian	1%	Black	91%
Hispanic	4%	Other	2%
White	2%		

Overall

5

Math

4

Reading

4

Science

4

Incidents

10

Attendance

7

High Growth



Universal Alcorn Middle Years Academy

Public Charter Neighborhood



Bus: 12, 29, 64

Grades 6-8

140 Students

1319 South 26th Street
Philadelphia, PA 19146

215-952-8595

Demographics

Female	50%	Male	50%
Special Ed	15%		
English Learner	2%		
Low-Income	55%		
Asian	1%	Black	91%
Hispanic	4%	Other	2%
White	2%		

Overall

5

Math

4

Reading

5

Science

4

Incidents

10

Attendance

7

High Growth



Universal Institute Charter School

Public Charter Citywide



BSL: Lombard-South

Bus: 2, 4, 27, 32

Grades K-8

650 Students

1415 Catherine Street

Philadelphia, PA 19146

215-732-2876

Demographics

Female	52%	Male	48%
Special Ed	14%		
English Learner	6%		
Low-Income	56%		
Asian	0%	Black	95%
Hispanic	5%	Other	0%
White	0%		

Overall

5

Math

3

Reading

4

Science

4

Incidents

10

Attendance

8

High Growth



Universal Vare Charter School

Public Charter Neighborhood



Bus: 79

Grades 5-8

352 Students

2100 South 24th Street

Philadelphia, PA 19145

215-952-8611

Demographics

Female	45%	Male	55%
Special Ed	18%		
English Learner	13%		
Low-Income	49%		
Asian	17%	Black	73%
Hispanic	7%	Other	0%
White	3%		

Overall

2

Math

2

Reading

2

Science

4

Incidents

9

Attendance

3

High Growth



Vare-Washington School

Public District Neighborhood



Bus: 64

Grades PK-8

370 Students

1198 South 5th Street

Philadelphia, PA 19147

215-400-8120

Demographics

Female	49%	Male	51%
Special Ed	19%		
English Learner	30%		
Low-Income	75%		
Asian	20%	Black	18%
Hispanic	34%	Other	14%
White	14%		

Overall

6

Math

5

Reading

6

Science

5

Incidents

6

Attendance

7

High Growth



Southwest Philadelphia

Zip Codes: 19142, 19143, 19153

Anderson School, Add B.

Public District Neighborhood



Bus: 46

Grades PK-8

Trolley: 34

497 Students

1034 South 60th Street
Philadelphia, PA 19143

215-400-7890

Demographics

Female	48%	Male	52%
Special Ed	10%		
Low-Income	84%		
Asian	0%	Black	96%
Hispanic	2%	Other	1%
White	1%		

Overall

1

Math	1
Reading	2
Science	3
Incidents	2
Attendance	3

Bryant, William C., Elementary School

Public District Neighborhood



Bus: 46

Grades PK-8

441 Students

6001 Cedar Avenue
Philadelphia, PA 19143

215-400-7910

Demographics

Female	51%	Male	49%
Special Ed	11%		
Low-Income	85%		
Asian	0%	Black	97%
Hispanic	0%	Other	2%
White	1%		

Overall

1

Math	1
Reading	1
Science	3
Incidents	2
Attendance	1

Catharine, Joseph W., School

Public District Neighborhood



Bus: 108

Grades PK-5

Trolley: 11, 13

497 Students

6600 Chester Avenue
Philadelphia, PA 19142

215-400-8150

Demographics

Female	49%	Male	51%
Special Ed	14%		
English Learner	13%		
Low-Income	80%		
Asian	9%	Black	76%
Hispanic	7%	Other	7%
White	1%		

Overall

3

Math	3
Reading	3
Science	4
Incidents	8
Attendance	4

Comegys, B.B., Elementary School

Public District Neighborhood



Bus: 52, 64

Trolley: 11, 13, 36

Grades K-8

484 Students

5100 Greenway Avenue

Philadelphia, PA 19143

215-400-7860

Demographics

Female	46%	Male	54%
Special Ed	12%		
English Learner	1%		
Low-Income	85%		
Asian	0%	Black	94%
Hispanic	4%	Other	2%
White	0%		

Overall

2

Math	1
Reading	2
Science	2
Incidents	3
Attendance	3

Cornerstone Christian Academy

Private Independent



Bus: G

Trolley: 13

Grades K-8

162 Students

1939 South 58th Street

Philadelphia, PA 19143

215-724-6858

Demographics

Low-Income	93%
------------	-----

Global Leadership Academy Southwest at Huey

Public Charter Neighborhood



Bus: 42, 52

Trolley: 34

Grades K-8

630 Students

5200 Pine Street

Philadelphia, PA 19143

215-471-2978

Demographics

Female	49%	Male	51%
Special Ed	16%		
Low-Income	100%		
Asian	0%	Black	99%
Hispanic	1%	Other	0%
White	0%		

Overall

2

Math	1
Reading	2
Science	2
Incidents	10
Attendance	4

Greater Hope Christian Academy Science and Research Center

Private Independent



Trolley: 11

Grades K-12

66 Students

7029 Woodland Avenue

Philadelphia, PA 19142

215-729-0374

Demographics

Female	70%	Male	30%
Special Ed	10%		
English Learner	5%		
Low-Income	99%		
Asian	2%	Black	75%
Hispanic	3%	Other	19%
White	1%		

Incidents

8

Attendance

10

Harrington, Avery D., Elementary School

Public District Neighborhood



Bus: 52

Grades K-8

Trolley: 34

477 Students

5300 Baltimore Avenue
Philadelphia, PA 19143

215-400-7920

Demographics

Female	47%	Male	53%
Special Ed	20%		
English Learner	1%		
Low-Income	81%		
Asian	0%	Black	93%
Hispanic	2%	Other	3%
White	2%		

Overall

2

Math

1

Reading

3

Science

3

Incidents

1

Attendance

2

Independence Charter School West (ICSW)

Public Charter Citywide



Bus: 52, G

Grades K-8

Trolley: 13

527 Students

5600 Chester Avenue
Philadelphia, PA 19143

215-724-5600

This school will serve grades K-7 in 2020-21 and grades K-8 in 2021-22.

Demographics

Female	53%	Male	47%
Special Ed	19%		
English Learner	2%		
Low-Income	72%		
Asian	0%	Black	88%
Hispanic	5%	Other	2%
White	5%		

Overall

3

Math

3

Reading

4

Science

5

Incidents

9

Attendance

3

KIPP West Philadelphia Preparatory Charter School

Public Charter Citywide



Bus: 46

Grades 5-8

Trolley: 34

364 Students

RR: Angora

5900 Baltimore Avenue
2nd Floor
Philadelphia, PA 19143

215-294-2973

Demographics

Female	50%	Male	50%
Special Ed	21%		
Low-Income	85%		
Asian	0%	Black	98%
Hispanic	2%	Other	0%
White	0%		

Overall

4

Math

3

Reading

4

Science

4

Incidents

10

Attendance

4

High Growth



Longstreth, W. C., School

Public District Neighborhood



Bus: G

Grades PK-8

RR: Angora

418 Students

5700 Willows Avenue
Philadelphia, PA 19143

215-400-7870

Demographics

Female	47%	Male	53%
Special Ed	14%		
English Learner	2%		
Low-Income	84%		
Asian	0%	Black	95%
Hispanic	2%	Other	3%
White	0%		

Overall

2

Math

1

Reading

2

Science

3

Incidents

3

Attendance

3

High Growth



Mastery Charter School: Hardy Williams Elementary

Public Charter Citywide



Bus: 52, G

Grades K-6

Trolley: 11, 13

575 Students

5400 Warrington Avenue
Philadelphia, PA 19143

267-724-2343

Demographics

Female	51%	Male	49%
Special Ed	22%		
English Learner	3%		
Low-Income	89%		
Asian	0%	Black	97%
Hispanic	2%	Other	1%
White	0%		

Overall

4

Math

3

Reading

4

Science

6

Incidents

6

Attendance

5

High Growth



Mastery Charter School: Hardy Williams High School

Public Charter Citywide



Bus: 52

Grades 7-12

Trolley: 13

653 Students

5400 Warrington Avenue
Philadelphia, PA 19143

267-499-2100

Demographics

Female	51%	Male	49%
Special Ed	22%		
English Learner	3%		
Low-Income	89%		
Asian	0%	Black	97%
Hispanic	2%	Other	1%
White	0%		

Overall

5

Math

4

Reading

5

Science

4

Incidents

6

Attendance

5

College Bound

6

High Growth



Mastery Charter School: Harrity Elementary

Public Charter Neighborhood



Bus: G

Grades K-8

Trolley: 34

840 Students

5601 Christian Street
Philadelphia, PA 19143

215-471-2908

Demographics

Female	48%	Male	52%
Special Ed	21%		
English Learner	2%		
Low-Income	91%		
Asian	0%	Black	98%
Hispanic	2%	Other	0%
White	0%		

Overall

4

Math

3

Reading

4

Science

4

Incidents

9

Attendance

5

High Growth



Mitchell, S. Weir, Elementary School

Public District Neighborhood



Bus: 52, G

Grades K-8

Trolley: 11, 13

532 Students

5500 Kingsessing Avenue
Philadelphia, PA 19143

215-400-7880

Demographics

Female	52%	Male	48%
Special Ed	12%		
English Learner	1%		
Low-Income	87%		
Asian	0%	Black	94%
Hispanic	1%	Other	4%
White	1%		

Overall

1

Math

1

Reading

2

Science

4

Incidents

1

Attendance

2

High Growth



Morton, Thomas G., School

Public District Neighborhood



Bus: G

Grades K-5

Trolley: 36

565 Students

2501 South 63rd Street

Philadelphia, PA 19142

215-400-8160

Demographics

Female	47%	Male	53%
Special Ed	15%		
English Learner	10%		
Low-Income	89%		
Asian	3%	Black	89%
Hispanic	3%	Other	3%
White	2%		

Overall

2

Math

2

Reading

2

Science

3

Incidents

7

Attendance

3

High Growth



Patterson, John M., School

Public District Neighborhood



Bus: 108

Grades PK-4

Trolley: 11, 36

554 Students

7000 Buist Avenue

Philadelphia, PA 19142

215-400-8190

Demographics

Female	45%	Male	55%
Special Ed	7%		
English Learner	8%		
Low-Income	84%		
Asian	6%	Black	85%
Hispanic	3%	Other	4%
White	2%		

Overall

4

Math

3

Reading

3

Science

4

Incidents

10

Attendance

7

Penrose Elementary School

Public District Neighborhood



Bus: 108

Grades K-8

485 Students

2515 South 78th Street

Philadelphia, PA 19153

215-492-6455

Demographics

Female	49%	Male	51%
Special Ed	26%		
English Learner	8%		
Low-Income	74%		
Asian	3%	Black	82%
Hispanic	4%	Other	9%
White	2%		

Overall

2

Math

1

Reading

2

Science

2

Incidents

5

Attendance

4

Philadelphia Free School

Private Independent



Bus: 52, 64

Grades K-12

Trolley: 13

55 Students

RR: 49th Street

4950 Springfield Avenue

Philadelphia, PA 19143

215-218-9586

Demographics

Female	33%	Male	65%
Non-Binary	2%		
Low-Income	80%		
Asian	3%	Black	22%
Hispanic	8%	Other	20%
White	47%		

This school is moving as of fall 2020 to 4950 Springfield Avenue, Philadelphia, PA 19143.

Philadelphia Montessori Charter School

Public Charter Citywide



Bus: 68, 108

Trolley: 11, 34, 36

Grades K-6

179 Students

2227 Island Avenue
Philadelphia, PA 19142

215-365-4011

Demographics

Female	52%	Male	48%
Special Ed	21%		
English Learner	2%		
Low-Income	67%		
Asian	3%	Black	87%
Hispanic	3%	Other	5%
White	2%		

Overall

5

Math

3

Reading

4

Science

6

Incidents

7

Attendance

10

Richard Allen Preparatory Charter School

Public Charter Citywide



Trolley: 36

Grades 5-8

484 Students

2601 South 58th Street
Philadelphia, PA 19143

215-878-1544

Demographics

Female	49%	Male	51%
Special Ed	14%		
English Learner	6%		
Low-Income	52%		
Asian	5%	Black	92%
Hispanic	1%	Other	1%
White	1%		

Overall

2

Math

1

Reading

2

Science

3

Incidents

9

Attendance

4

St. Barnabas, an Independence Mission School

Private Catholic



Bus: 108, G

Trolley: 36

Grades PK-8

298 Students

6334 Buist Avenue
Philadelphia, PA 19142

215-729-3603

Demographics

Female	46%	Male	54%
Special Ed	1%		
English Learner	17%		
Low-Income	50%		
Asian	19%	Black	59%
Hispanic	9%	Other	11%
White	2%		

Overall

6

Math

4

Reading

7

Incidents

10

Attendance

8

St. Francis de Sales School

Private Catholic



Bus: 21, 30, 42

Trolley: 11, 13, 34, 36

Grades K-8

492 Students

917 South 47th Street
Philadelphia, PA 19143

215-387-1749

Demographics

Low-Income	50%
------------	-----

Math

7

Reading

7

Southwest Leadership Academy Charter School

Public Charter Citywide

Grades K-8

697 Students

7101 Paschall Avenue
Philadelphia, PA 19142

215-729-1939



Trolley: 11, 36

Demographics

Female	49%	Male	51%
Special Ed			13%
English Learner			4%
Gifted			1%
Low-Income			99%
Asian	1%	Black	96%
Hispanic	2%	Other	1%
White	0%		

Overall

4

Math

2

Reading

3

Science

4

Incidents

10

Attendance

7

Tilden Middle School

Public District Neighborhood

Grades 5-8

359 Students

6601 Elmwood Avenue
Philadelphia, PA 19142

215-400-8170



Bus: 108

Trolley: 36

Demographics

Female	43%	Male	57%
Special Ed			23%
English Learner			17%
Low-Income			82%
Asian	6%	Black	80%
Hispanic	8%	Other	5%
White	1%		

Overall

2

Math

1

Reading

2

Science

2

Incidents

1

Attendance

4

High Growth



West Philadelphia/ University City

Zip Codes: 19104, 19131, 19139, 19151

63rd Street Multicultural Academy of Academic Excellence

Private Independent



Bus: 46, 65

Grades PK-12

1141 North 63rd Street
Philadelphia, PA 19151
215-240-6721

Demographics

Low-Income 0%

Ad Prima Charter School: Overbrook Campus

Public Charter Citywide



Bus: 46, 65, 105

Grades K-8

634 Students

1922 North 63rd Street
Philadelphia, PA 19151
267-403-2953

Demographics

Female	53%	Male	47%
Special Ed	12%		
English Learner	3%		
Low-Income	44%		
Asian	1%	Black	86%
Hispanic	5%	Other	6%
White	2%		

Overall

7

Math	4
Reading	6
Science	6
Incidents	9
Attendance	10

Barry, Commodore John, Elementary School

Public District Neighborhood



MFL: 60th Street

Grades PK-8

Bus: 30, 46

680 Students

5900 Race Street
Philadelphia, PA 19139
215-400-7640

Demographics

Female	51%	Male	49%
Special Ed	15%		
Low-Income	87%		
Asian	0%	Black	95%
Hispanic	1%	Other	3%
White	1%		

Overall

1

Math	1
Reading	2
Science	2
Incidents	5
Attendance	2

Belmont Academy Charter School

Public Charter Neighborhood



Bus: 38, 40

Grades PK-K

88 Students

907 North 41st Street
Philadelphia, PA 19104
215-386-5768

Demographics

Female	47%	Male	53%
Special Ed	22%		
English Learner	1%		
Low-Income	92%		
Asian	1%	Black	96%
Hispanic	3%	Other	0%
White	0%		

Incidents	9
Attendance	8

Belmont Charter School

Public Charter Neighborhood



Bus: 43

Grades 1-8

578 Students

4030 Brown Street
Philadelphia, PA 19104
215-823-8208

Demographics

Female	47%	Male	53%
Special Ed	22%		
English Learner	1%		
Low-Income	92%		
Asian	1%	Black	96%
Hispanic	3%	Other	0%
White	0%		

Overall	3
Math	2
Reading	3
Science	4
Incidents	9
Attendance	5

Beulah Baptist Christian Day School

Private Independent



Bus: 42

Grades K-8

92 Students

5001-21 Spruce Street
Philadelphia, PA 19139
215-747-3347

Demographics

Female	60%	Male	40%
Low-Income	92%		
Asian	0%	Black	99%
Hispanic	1%	Other	0%
White	0%		

Incidents	6
Attendance	10

Blankenburg, Rudolph, Elementary School

Public District Neighborhood



Bus: 43, 64

Grades PK-8

443 Students

4600 West Girard Avenue
Philadelphia, PA 19131
215-400-7280

Demographics

Female	44%	Male	56%
Special Ed	18%		
Low-Income	88%		
Asian	0%	Black	93%
Hispanic	3%	Other	3%
White	1%		

Overall	1
Math	1
Reading	1
Science	2
Incidents	4
Attendance	2

Boys' Latin of Philadelphia Charter School: Middle School Campus

Public Charter Citywide

Grades 6–8

362 Students

344 North Felton Street
Philadelphia, PA 19139

215-387-5149



MFL: 63rd Street

Bus: 30, 31, 46

Trolley: 15

Demographics

Female	0%	Male	100%
Special Ed	16%		
Low-Income	59%		
Asian	0%	Black	99%
Hispanic	1%	Other	0%
White	0%		

Overall

3

Math

2

Reading

3

Science

4

Incidents

5

Attendance

6

Cassidy, Lewis C., Academics Plus School

Public District Neighborhood

Grades K–8

437 Students

6523 Lansdowne Avenue
Philadelphia, PA 19151

215-400-7510



Bus: 30

Demographics

Female	46%	Male	54%
Special Ed	17%		
English Learner	3%		
Low-Income	75%		
Asian	0%	Black	93%
Hispanic	3%	Other	3%
White	1%		

Overall

1

Math

1

Reading

2

Science

3

Incidents

1

Attendance

3

City School at Spruce Hill, The

Private Independent

Grades K–5

116 Students

4115 Baltimore Avenue
Philadelphia, PA 19104

215-382-7839



Bus: 30, 42

Trolley: 11, 13, 34

Demographics

Female	57%	Male	43%
Low-Income	55%		
Asian	6%	Black	80%
Hispanic	3%	Other	7%
White	4%		

Overall

9

Math

8

Reading

8

Incidents

10

Attendance

10

Discovery Charter School

Public Charter Citywide

Grades K–8

624 Students

4700 Parkside Avenue
Philadelphia, PA 19131

215-879-8182



Bus: 40, 52

Trolley: 10, 15

Demographics

Female	49%	Male	51%
Special Ed	13%		
Low-Income	68%		
Asian	0%	Black	95%
Hispanic	2%	Other	3%
White	0%		

Overall

5

Math

3

Reading

5

Science

4

Incidents

10

Attendance

6

Global Leadership Academy Charter School

Public Charter Citywide



Trolley: 10

Grades K-8

708 Students

4601 West Girard Avenue

Philadelphia, PA 19131

267-295-5700

Demographics

Female	52%	Male	48%
Special Ed	9%		
Low-Income	100%		
Asian	0%	Black	98%
Hispanic	0%	Other	2%
White	0%		

Overall

4

Math

2

Reading

3

Science

4

Incidents

10

Attendance

7

Gompers, Samuel, Elementary School

Public District Neighborhood



Bus: 56

Grades K-8

311 Students

5701 Wynnefield Avenue

Philadelphia, PA 19131

215-400-7250

Demographics

Female	47%	Male	53%
Special Ed	24%		
English Learner	2%		
Low-Income	72%		
Asian	1%	Black	90%
Hispanic	3%	Other	5%
White	1%		

Overall

3

Math

2

Reading

3

Science

4

Incidents

2

Attendance

4

High Growth



Hamilton, Andrew, School

Public District Neighborhood



Bus: 42, G

Grades K-8

498 Students

5640 Spruce Street

Philadelphia, PA 19139

215-400-7650

Demographics

Female	44%	Male	56%
Special Ed	22%		
English Learner	1%		
Low-Income	86%		
Asian	0%	Black	91%
Hispanic	2%	Other	6%
White	1%		

Overall

2

Math

2

Reading

2

Science

2

Incidents

5

Attendance

2

High Growth



Harambee Institute of Science and Technology Charter School

Public Charter Citywide



Bus: 30, 31, 65

Grades K-8

525 Students

640 North 66th Street

Philadelphia, PA 19151

215-472-8770

Demographics

Female	51%	Male	49%
Special Ed	10%		
Low-Income	48%		
Asian	0%	Black	100%
Hispanic	0%	Other	0%
White	0%		

Overall

3

Math

2

Reading

4

Science

5

Incidents

8

Attendance

3

Heston, Edward, Elementary School

Public District Neighborhood



Bus: 52, G

Trolley: 10

Grades PK-8

532 Students

1621 North 54th Street

Philadelphia, PA 19131

215-400-7290

Demographics

Female	46%	Male	54%
Special Ed	10%		
Low-Income	86%		
Asian	0%	Black	94%
Hispanic	2%	Other	4%
White	0%		

Overall

1

Math

1

Reading

2

Science

2

Incidents

2

Attendance

1

Inquiry Charter School

Public Charter Citywide



Bus: 38, 40, 43, 64

Trolley: 10, 15

Grades PK-5

236 Students

1301 Belmont Avenue

Philadelphia, PA 19104

215-823-5541

Demographics

Female	48%	Male	52%
Special Ed	25%		
Low-Income	74%		
Asian	0%	Black	92%
Hispanic	1%	Other	2%
White	5%		

Overall

6

Math

5

Reading

6

Science

5

Incidents

10

Attendance

8

Islamic Education School, The (TIES)

Private Independent



MFL: 46th Street

Bus: 21

Grades PK-8

97 Students

4431 Walnut Street

Philadelphia, PA 19104

215-387-8888

Demographics

Female	49%	Male	51%
Special Ed	3%		
English Learner	5%		
Gifted	10%		
Low-Income	75%		
Asian	2%	Black	75%
Hispanic	5%	Other	8%
White	10%		

Overall

6

Math

3

Reading

6

Science

7

Incidents

7

Attendance

10

Jubilee School

Private Independent



Bus: 30, 42

Trolley: 11, 13, 34, 36

Grades PK-6

62 Students

4211 Chester Avenue

Philadelphia, PA 19104

215-387-7592

Demographics

Low-Income	100%
------------	------

Kids World Christian Education Center (West Philadelphia)

Private Independent

Grades PK-1

6100 Chestnut Street
Philadelphia, PA 19139
215-474-1484



Bus: 21, 42

MFL: 60th Street

KIPP West Philadelphia Elementary Academy

Public Charter Citywide

Grades K-4

300 Students

5070 Parkside Avenue
Philadelphia, PA 19131
267-787-5700



Bus: 46

Trolley: 34

RR: Angora

This school is serving grades K-3 in 2019-20. It will reach its full capacity and serve grades K-4 in 2020-21.

Demographics

Female	47%	Male	53%
Special Ed	15%		
Low-Income	88%		
Asian	0%	Black	98%
Hispanic	2%	Other	0%
White	0%		

Incidents **10**

Attendance **3**

Laboratory Charter School of Communication and Languages: 54th Street Campus

Public Charter Citywide

Grades 5-8

211 Students

5339 Lebanon Avenue
Philadelphia, PA 19131
215-877-9880



Bus: 52, 65

This school is moving locations in fall 2020. The K-5 campus will be located at 926 Sedgley Avenue (19140) and the 6-8 campus will be located at 3300 Henry Avenue (19129).

Demographics

Female	49%	Male	51%
Special Ed	7%		
English Learner	7%		
Low-Income	56%		
Asian	3%	Black	90%
Hispanic	3%	Other	4%
White	0%		

Overall **6**

Math **4**

Reading **6**

Science **8**

Incidents **8**

Attendance **7**

Laboratory Charter School of Communication and Languages: 59th Street Campus

Public Charter Citywide

Grades K-4

356 Students

5901 Woodbine Avenue
Philadelphia, PA 19131
215-879-1800



Bus: 5, 57

This school is moving locations in fall 2020. The K-5 campus will be located at 926 Sedgley Avenue (19140) and the 6-8 campus will be located at 3300 Henry Avenue (19129).

Demographics

Female	49%	Male	51%
Special Ed	7%		
English Learner	7%		
Low-Income	56%		
Asian	3%	Black	90%
Hispanic	3%	Other	4%
White	0%		

Overall **6**

Math **5**

Reading **6**

Science **6**

Incidents **8**

Attendance **7**

Lamberton, Robert E., Elementary

Public District Neighborhood



Bus: 31, 103

Grades PK-8

533 Students

7501 Woodbine Avenue
Philadelphia, PA 19151

215-400-7530

Demographics

Female	42%	Male	58%
Special Ed	23%		
English Learner	8%		
Low-Income	70%		
Asian	1%	Black	83%
Hispanic	4%	Other	7%
White	5%		

Overall

2

Math	1
Reading	2
Science	1
Incidents	1
Attendance	5

Lea, Henry C., Elementary School

Public District Neighborhood



MFL: 46th Street

Bus: 21, 31, 42, 64

Grades PK-8

559 Students

4700 Locust Street
Philadelphia, PA 19139

215-400-7660

Demographics

Female	44%	Male	56%
Special Ed	16%		
English Learner	13%		
Low-Income	75%		
Asian	11%	Black	70%
Hispanic	4%	Other	6%
White	9%		

Overall

2

Math	2
Reading	3
Science	4
Incidents	1
Attendance	4
High Growth	

Locke, Alain, Elementary School

Public District Neighborhood



Bus: 30, 31

Grades K-8

443 Students

4550 Haverford Avenue
Philadelphia, PA 19139

215-400-7670

Demographics

Female	50%	Male	50%
Special Ed	22%		
English Learner	8%		
Low-Income	86%		
Asian	5%	Black	84%
Hispanic	4%	Other	5%
White	2%		

Overall

1

Math	1
Reading	1
Science	1
Incidents	4
Attendance	2

Mastery Charter School: Mann Elementary

Public Charter Neighborhood



Bus: 40, 52

Grades K-6

557 Students

5376 West Berks Street
Philadelphia, PA 19131

215-581-5616

Demographics

Female	48%	Male	52%
Special Ed	16%		
Low-Income	86%		
Asian	1%	Black	92%
Hispanic	4%	Other	3%
White	0%		

Overall

5

Math	4
Reading	5
Science	5
Incidents	10
Attendance	6

Mastery Charter School: Shoemaker Campus

Public Charter Citywide

Grades 7-12

777 Students

5301 Media Street
Philadelphia, PA 19131

267-296-7111



Bus: 52, G

Trolley: 10, 15

Demographics

Female	49%	Male	51%
Special Ed	26%		
English Learner	1%		
Low-Income	88%		
Asian	0%	Black	94%
Hispanic	2%	Other	4%
White	0%		

Overall

Overall	4
Math	2
Reading	4
Science	3
Incidents	4
Attendance	6
College Bound	5

McMichael, Morton, School

Public District Neighborhood

Grades PK-8

359 Students

3543 Fairmount Avenue
Philadelphia, PA 19104

215-400-7750



Bus: 31

Trolley: 10

Demographics

Female	48%	Male	52%
Special Ed	29%		
Low-Income	89%		
Asian	0%	Black	92%
Hispanic	1%	Other	6%
White	1%		

Overall

Overall	2
Math	2
Reading	3
Science	3
Incidents	3
Attendance	3

Middle Years Alternative School for the Humanities

Public District Citywide

Grades 5-8

270 Students

4725 Fairmount Avenue
Philadelphia, PA 19139

215-400-7720



MFL: 46th Street, 52nd Street

Bus: 21, 31, 64

Demographics

Female	51%	Male	49%
Special Ed	15%		
English Learner	10%		
Low-Income	75%		
Asian	10%	Black	82%
Hispanic	3%	Other	4%
White	1%		

Overall

Overall	5
Math	4
Reading	4
Science	6
Incidents	4
Attendance	7
High Growth	

New Life Alternatives Christian Academy

Private Independent

Grades PK-6

40 Students

1933 North 63rd Street
Philadelphia, PA 19151

215-877-3440



Bus: 65, 105

Demographics

Female	50%	Male	50%
Low-Income	100%		
Asian	1%	Black	98%
Hispanic	1%	Other	0%
White	0%		

Incidents

Incidents	10
Attendance	10

Our Mother of Sorrows/St. Ignatius of Loyola, an Independence Mission School

Private Catholic

Grades PK-8

220 Students

617 North 43rd Street
Philadelphia, PA 19104

215-222-3626



Bus: 30, 31, 40, 43
Trolley: 10

Demographics

Female	61%	Male	39%
Special Ed	3%		
Low-Income	65%		
Asian	0%	Black	97%
Hispanic	0%	Other	3%
White	0%		

Overall

	4
Math	2
Reading	4
Incidents	10
Attendance	6

Overbrook Educational Center

Public District Citywide

Grades K-8

294 Students

6722 Lansdowne Avenue
Philadelphia, PA 19151

215-400-7540



Bus: 31, 65, 105

Demographics

Female	51%	Male	49%
Special Ed	30%		
English Learner	2%		
Low-Income	59%		
Asian	1%	Black	84%
Hispanic	3%	Other	10%
White	2%		

Overall

	6
Math	4
Reading	6
Science	6
Incidents	7
Attendance	9
High Growth	

Overbrook Elementary School

Public District Neighborhood

Grades K-8

237 Students

2032 North 62nd Street
Philadelphia, PA 19151

215-400-7520



Bus: 46, 65, 105, G
Trolley: 10

Demographics

Female	46%	Male	54%
Special Ed	9%		
Low-Income	78%		
Asian	0%	Black	95%
Hispanic	1%	Other	3%
White	1%		

Overall

	3
Math	3
Reading	4
Science	4
Incidents	6
Attendance	3

Overbrook School for the Blind

Private Independent

Grades K-12

131 Students

6333 Malvern Avenue
Philadelphia, PA 19151

215-877-0313



Bus: 46, 65, 105
Trolley: 10

Demographics

Low-Income	25%
------------	-----

Penn Alexander School

Public District Neighborhood



Bus: 21, 30, 42

Grades K-8

576 Students

4209 Spruce Street
Philadelphia, PA 19104

215-400-7760

Demographics

Female	48%	Male	52%
Special Ed			9%
English Learner			11%
Low-Income			28%
Asian	21%	Black	20%
Hispanic	5%	Other	11%
White	43%		

Overall

10

Math	10
Reading	10
Science	10
Incidents	9
Attendance	10
High Growth	

Powel, Samuel, Elementary School

Public District Neighborhood



MFL: 34th Street

Grades K-4

Bus: 31

244 Students

Trolley: 10

301 North 36th Street
Philadelphia, PA 19104

215-823-8201

This school will be moving as of fall 2021 to 36th and Warren Streets. Contact the school for more information.

Demographics

Female	49%	Male	51%
Special Ed			14%
Low-Income			60%
Asian	5%	Black	77%
Hispanic	2%	Other	7%
White	9%		

Overall

8

Math	7
Reading	7
Science	7
Incidents	6
Attendance	10

Quba Institute

Private Independent



Bus: 43, 64

Grades K-8

Trolley: 10, 15

76 Students

4637 Lancaster Avenue
Philadelphia, PA 19131

215-473-8589

Demographics

Low-Income	86%
------------	-----

Rhoads, James, Elementary School

Public District Neighborhood



Bus: 52

Grades K-8

Trolley: 34

508 Students

4901 Parrish Street
Philadelphia, PA 19139

215-581-5504

Demographics

Female	49%	Male	51%
Special Ed			15%
Low-Income			89%
Asian	0%	Black	96%
Hispanic	2%	Other	2%
White	0%		

Overall

1

Math	1
Reading	2
Science	3
Incidents	3
Attendance	1

St. Frances Cabrini, an Independence Mission School

Private Catholic

Grades PK-8

290 Students

405 North 65th Street
Philadelphia, PA 19151

215-748-2994



Bus: 10, 30, 31, 65, 105
Trolley: 15

Demographics

Female	55%	Male	45%
Special Ed	5%		
Low-Income	44%		
Asian	0%	Black	68%
Hispanic	1%	Other	31%
White	0%		

Overall

	6
Math	3
Reading	6
Incidents	10
Attendance	9

St. Rose of Lima, an Independence Mission School

Private Catholic

Grades PK-8

180 Students

1522 North Wanamaker Street
Philadelphia, PA 19131

215-473-6030



Bus: 46, G
Trolley: 10

Demographics

Female	47%	Male	53%
Special Ed	8%		
Low-Income	59%		
Asian	2%	Black	79%
Hispanic	0%	Other	18%
White	1%		

Overall

	5
Math	3
Reading	6
Incidents	10
Attendance	7

Science Leadership Academy at Beeber

Public District Special Admission



Bus: 65, G

Grades 5-12

541 Students

5925 Malvern Avenue
Philadelphia, PA 19131

215-400-7270

This school will serve grades 5-7 and 9-12 in 2020-21 and grades 5-12 in 2021-22.

Demographics

Female	50%	Male	50%
Special Ed	16%		
English Learner	4%		
Gifted	2%		
Low-Income	47%		
Asian	3%	Black	67%
Hispanic	10%	Other	6%
White	14%		

Overall

	7
Math	4
Reading	7
Science	7
Incidents	8
Attendance	8
College Bound	8

Science Leadership Academy Middle School (SLA-MS)

Public District Neighborhood



Bus: 31, 43
Trolley: 10

Grades 5-8

270 Students

3600 Market Street
1st Floor
Philadelphia, PA 19104

215-400-8320

This school will be moving as of January 2021 to 36th and Warren Streets. Contact the school for more information.

Demographics

Female	51%	Male	49%
Special Ed	20%		
English Learner	1%		
Low-Income	49%		
Asian	5%	Black	63%
Hispanic	7%	Other	13%
White	12%		

Overall

	5
Math	3
Reading	6
Incidents	7
Attendance	7

Shepherd's Christian Academy

Private Independent

Grades PK-5

65 Students

6634-42 Haverford Avenue

Philadelphia, PA 19151

215-476-4101



Bus: 30, 31, 65, 105

Trolley: 10

Demographics

Female	50%	Male	50%
Gifted			5%
Low-Income			100%
Asian	0%	Black	100%
Hispanic	0%	Other	0%
White	0%		

Incidents	4
Attendance	10

Universal Bluford Charter School

Public Charter Neighborhood

Grades K-6

532 Students

5720 Media Street

Philadelphia, PA 19131

215-581-5502



Bus: 46, G

Trolley: 10

Demographics

Female	50%	Male	50%
Special Ed			16%
English Learner			2%
Low-Income			55%
Asian	0%	Black	97%
Hispanic	3%	Other	0%
White	0%		

Overall	3
Math	2
Reading	3
Science	4
Incidents	10
Attendance	5
High Growth	

Universal Daroff Charter School

Public Charter Neighborhood

Grades K-8

727 Students

5630 Vine Street

Philadelphia, PA 19139

215-471-2905



Bus: 30, G

Demographics

Female	52%	Male	48%
Special Ed			17%
English Learner			2%
Low-Income			52%
Asian	0%	Black	98%
Hispanic	2%	Other	0%
White	0%		

Overall	2
Math	2
Reading	2
Science	3
Incidents	9
Attendance	3

Washington, Martha, School

Public District Neighborhood

Grades K-8

350 Students

766 North 44th Street

Philadelphia, PA 19104

215-823-8203



Bus: 31

Trolley: 10

Demographics

Female	44%	Male	56%
Special Ed			31%
English Learner			1%
Low-Income			83%
Asian	0%	Black	86%
Hispanic	3%	Other	9%
White	2%		

Overall	3
Math	3
Reading	4
Science	4
Incidents	5
Attendance	4

West Philadelphia Achievement Charter Elementary School

Public Charter Citywide



Bus: 30, 31, 65, 105

Grades K-5

647 Students

6701 Callowhill Street
Philadelphia, PA 19151

215-476-6471

Demographics

Female	48%	Male	52%
Special Ed			12%
Low-Income			100%
Asian	0%	Black	98%
Hispanic	2%	Other	0%
White	0%		

Overall

3

Math	2
Reading	3
Science	3
Incidents	9

Woodbine Academy

Private Independent



Bus: 1, 44, 52, 65

Grades PK-5

50 Students

5337 Wynnefield Avenue
Philadelphia, PA 19131

215-878-1141

Demographics

Low-Income	46%
------------	-----

High School Profiles

GreatPhillySchools profiles offer a starting point for your school research and a reference to help you plan school visits. In addition to GPS ratings, enrollment figures and contact information, you'll find brief descriptions of each school's mission and points of pride as provided by the school's leadership. We explain the different types of information you'll see in each profile on the next page.

The profiles are listed alphabetically by the name a

school is most commonly known by — often the last name of the person the school is named for.

For example, the Julia R. Masterman Laboratory and Demonstration School is generally called Masterman, so you'll find its profile in the M section.

To identify groups of schools to compare, you can start with the guide to top-rated schools below. You can also use our school-type index (which lists, for example, all of the private schools together), beginning on page 188.

Quick Reference Guide to Top-Rated Schools

Schools Rated 10 Overall

Central High School	145
Engineering and Science, George Washington	
Carver High School of	78, 148
Masterman, Julia R., Laboratory and	
Demonstration School	84, 160

Schools Rated 9 Overall

Academy at Palumbo.....	141
Archbishop Ryan High School	141
Arts Academy at Benjamin Rush, The	142
Creative and Performing Arts, Philadelphia High	
School for the (CAPA).....	146
Franklin Towne Charter High School	150
Girard Academic Music Program (GAMP)	111, 152
MaST Community Charter School.....	159
Science Leadership Academy	175

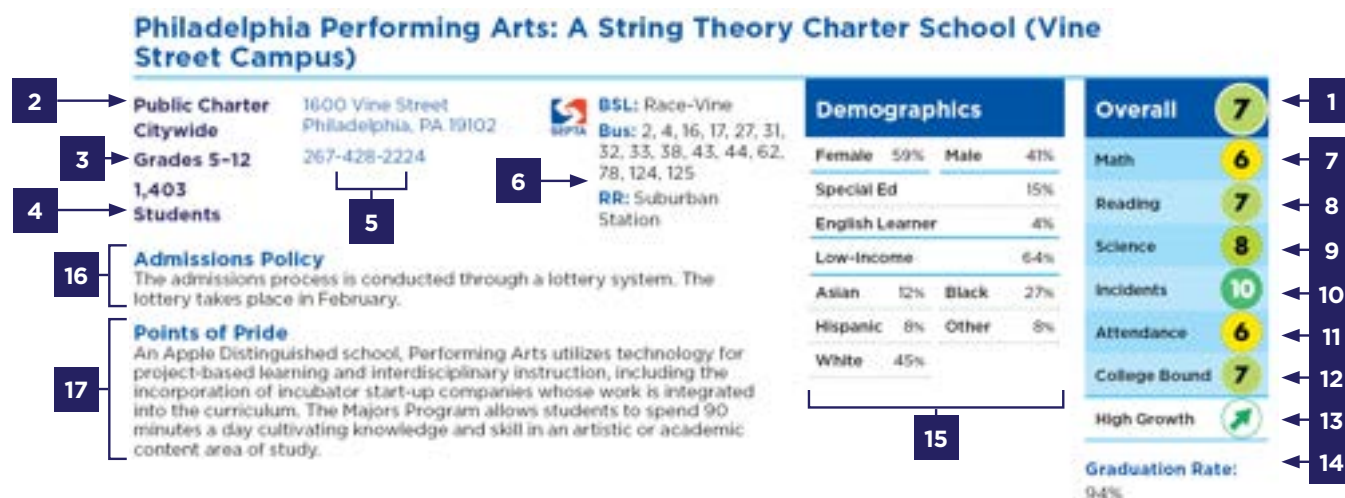
Schools Rated 8 Overall

Bodine, William W., High School for International	
Affairs.....	143
City School at Poplar, The.....	76, 145
Girard College	80, 152
Girls, Philadelphia High School for	153
MaST Community Charter School II: Tacony	
Campus	65, 159
Parkway Center City Middle College High	
School	166
Roman Catholic High School	172

Some Schools Don't Have Ratings

These schools may be new or don't report information in the same way as the majority of our schools. Even if it doesn't have a rating, a school may still be great, but speaking with the school becomes even more important. See page 11 for a list of questions to get started.

How to Read a High School Profile



- 1 Overall:** Combines Math, Reading, School Incidents, College Bound and Attendance ratings to indicate the school's overall quality.
- 2 School Type:** Indicates whether the school is a District, charter or private school. A school's type determines its admissions requirements and whether it charges tuition. See page 9 for more information.
- 3 Grade Level:** The grades served by the school.
- 4 Enrollment:** The approximate number of students enrolled in the grades listed.
- 5 Contact Information:** The school's location and phone number.
- 6 Public Transportation Options:** SEPTA subway, bus, trolley and/or Regional Rail (RR) routes within a 15-minute walk of the school. BSL refers to the Broad Street (Orange) Line; MFL refers to the Market-Frankford (Blue) Line.
- 7 Math Rating:** Represents the percentage of students performing at Below Basic, Basic, Proficient and Advanced levels, as measured by recent standardized test data.
- 8 Reading Rating:** Represents the percentage of students performing at Below Basic, Basic, Proficient and Advanced levels, as measured by recent standardized test data.
- 9 Science Rating:** Represents the percentage of students performing at Below Basic, Basic, Proficient and Advanced levels, as measured by recent standardized test data.
- 10 Incidents Rating:** Represents the reportable incident count per 100 students. Schools rated 10 have the fewest incidents per 100 students.
- 11 Attendance Rating:** Represents the percentage of students who attended 95% or more of enrolled instructional days.
- 12 College Bound Rating:** Represents the percentage of annual high school graduates who enroll in any postsecondary institution in the first fall following graduation.
- 13 High Growth Indicator:** Highlights schools that have shown significant academic growth over a three-year period in both math and reading.
- 14 Graduation Rate:** The percentage of a cohort of ninth-graders to graduate within four years (after adjusting for transfers).
- 15 Demographics:** The school's racial, economic and gender composition. Due to rounding and/or non-binary gender, demographic numbers may not add up to 100%.
- 16 Admissions Policy:** The school's general rules for admission. Please contact the school directly for details.
- 17 Points of Pride:** Notable achievements and programs, as described by school leadership.
- 18 Note:** Some profiles may have additional information reflecting a school's data, ratings and/or enrollment plans.

Academy at Palumbo

Public District Special Admit 1100 Catharine Street
Philadelphia, PA 19147
Grades 9-12 215-400-8130
1,061 Students



BSL: Ellsworth-Federal, Lombard-South
Bus: 4, 23, 27, 32

Admissions Policy

Must score at least 88th percentile on 7th-grade PSSA. Must have A's and B's (at most one C). Must have exemplary attendance and punctuality and no disciplinary record. Essay required.

Points of Pride

Student achievement: UPenn National Moot Court finalist; 2015 and 2016 PYMP Poetry Champions; Scholastic Chess League and Ctrl+Shift Coding Competition winners; Drexel Liberty Scholars. Staff achievement: 2015 recipient of Cole Hamels grant; home of Maxwell Club award winner and Philadelphia Eagles All Pro Teacher. Partnerships with WHYY and Villanova. Robust peer mentoring programs.

Demographics

Female	57%	Male	43%
Special Ed	6%		
English Learner	3%		
Low-Income	56%		
Asian	28%	Black	44%
Hispanic	11%	Other	5%
White	12%		

Overall	9
Math	9
Reading	10
Science	10
Incidents	9
Attendance	8
College Bound	9
High Growth	

Graduation Rate:
97%

Al-Aqsa Islamic Academy

Private Independent 1501 Germantown Avenue
Philadelphia, PA 19122
Grades K-12 215-765-6660
262 Students



Bus: 47, 57
Trolley: 15

Demographics

Low-Income	100%
------------	------

Admissions Policy

Students must produce a birth certificate, Social Security information, immunization records and report cards from previous schools (students may be tested without this information to determine appropriate placement). Physical and dental records are also required.

Points of Pride

Quran competitions are held regularly, one becoming a hafiz. One of our students received the 2018 State Representative Award for Academic Achievement. We participate in the Muslim Students Association's activity at Temple University or another college each spring.

Archbishop Ryan High School

Private Catholic 11201 Academy Road
Philadelphia, PA 19154
Grades 9-12 215-637-1800
960 Students



Bus: 20, 50, 67

Demographics

Female	49%	Male	51%
Special Ed	6%		
Low-Income	17%		
Asian	9%	Black	6%
Hispanic	7%	Other	5%
White	73%		

Overall	9
Math	5
Reading	9
Incidents	10
Attendance	10
College Bound	9

Graduation Rate:
100%

Admissions Policy

To begin the application process, complete the two-page student application found on the Admissions page of our website (archbishopryan.com). All incoming students are required to take an entrance and scholarship exam; students earn academic scholarships by taking the scholarship test. Scholarships are renewable each year, provided students meet academic criteria and disciplinary standards.

Points of Pride

The class of 2018 earned over \$31 million in college scholarships. 95% of recent graduates are attending college (including Princeton, Drexel, Penn, Pitt, Michigan State and the U.S. Naval Academy) or entered the armed services. 3 Mathlete Championships; 6 Dad Vail Regatta poster contest winners; 8 weekend play performances; 9 PCL Championships.

Arts Academy at Benjamin Rush, The

Public District 11081 Knights Road
Special Admit Philadelphia, PA 19154
Grades 9-12 215-400-3030
621 Students



Bus: 20, 67, 84

Admissions Policy

Must have all A's and B's (at most one C) on most recent final report card, score at or above the 80th percentile on 7th-grade standardized tests, have exemplary attendance and punctuality (95%), and have no unexcused absences or negative disciplinary reports. Audition is required in chosen major: visual arts, instrumental music, vocal music, theater or dance.

Points of Pride

We provide a student-centered, college-preparatory program with an in-depth arts curriculum. Students are encouraged to demonstrate their artistic abilities in performances/exhibitions throughout the school year. Our community represents a diverse student population that celebrates differences and welcomes all points of view.

Demographics

Female	76%	Male	24%
Special Ed	12%		
English Learner	2%		
Low-Income	37%		
Asian	6%	Black	18%
Hispanic	17%	Other	6%
White	53%		

Overall

9

Math	8
Reading	9
Science	10
Incidents	8
Attendance	8
College Bound	9

Graduation Rate:

99%

ASPIRA Olney Charter High School

Public Charter 100 West Duncannon
Neighborhood Avenue
 Philadelphia, PA 19120
Grades 9-12 215-456-3014
1,823
Students



Bus: 1, 57, J, R
RR: Olney

Admissions Policy

Interested students must submit an application through Apply Philly Charter (applyphillycharter.org). This school accepts all students within its neighborhood catchment. Students from outside the catchment may be offered admission, space permitting.

Points of Pride

Professional development for staff; teacher coaches and teacher mentors. Improved student investment in themselves, their school, their community and their future.

Demographics

Female	43%	Male	57%
Special Ed	27%		
English Learner	32%		
Low-Income	56%		
Asian	4%	Black	35%
Hispanic	59%	Other	2%
White	0%		

Overall

1

Math	2
Reading	2
Science	2
Incidents	5
Attendance	1
College Bound	2

Graduation Rate:

68%

Bartram, John, High School

Public District 2401 South 67th Street
Neighborhood Philadelphia, PA 19142
Grades 9-12 215-400-8100
532 Students



Bus: 108
Trolley: 11, 36

Admissions Policy

This school accepts all students within its neighborhood catchment. Students outside of the boundaries may apply and be admitted if there is extra space available.

Points of Pride

Student rosters based on students' individual needs, so that all students will advance. Extracurricular programs for all. Character development seminars. Parent resource center. B.R.A.V.E. Rewards to recognize students who live up to our expectations.

Demographics

Female	43%	Male	57%
Special Ed	30%		
English Learner	7%		
Low-Income	75%		
Asian	4%	Black	88%
Hispanic	5%	Other	2%
White	1%		

Overall

1

Math	1
Reading	1
Science	1
Incidents	2
Attendance	3
College Bound	2

Graduation Rate:

59%

Belmont Charter High School

Public Charter Citywide
Grades 9-12
142 Students

1301 Belmont Avenue
 3rd Floor
 Philadelphia, PA 19104
 267-788-1421



Bus: 38, 40, 43, 64
Trolley: 10, 15

Demographics

Female	47%	Male	53%
Special Ed	22%		
English Learner	1%		
Low-Income	92%		
Asian	1%	Black	96%
Hispanic	3%	Other	0%
White	0%		

Incidents

9

Admissions Policy

Interested students must submit an application through Apply Philly Charter (applyphillycharter.org) before the application deadline. If there are more applications than seats available, a random lottery will be held.

Points of Pride

Belmont Charter High School offers a positive, inclusive and supportive school environment that encourages all students to strive for excellence each and every day. The BCHS model offers students two pathways to success: a college pathway and a career pathway. Students are given the independence to design their own path as they take their journey through high school.

This school opened in fall 2017 and is serving grades 9-11 in 2019-20. It will reach its full capacity and serve grades 9-12 in 2020-21.

Bodine, William W., High School for International Affairs

Public District Special Admit
Grades 9-12
534 Students

1101 North 4th Street
 Philadelphia, PA 19123



Bus: 5, 43, 57, 74
Trolley: 15

Demographics

Female	57%	Male	43%
Special Ed	6%		
English Learner	3%		
Low-Income	59%		
Asian	11%	Black	52%
Hispanic	20%	Other	7%
White	10%		

Overall

8

Math

7

Reading

9

Science

8

Incidents

8

Attendance

7

College Bound

8

Admissions Policy

Must have all A's and B's on most recent report card, score at or above 80th percentile on 7th-grade PSSA, and have exemplary attendance and punctuality and no negative disciplinary reports. Please include any information you feel will help to make our decision.

Points of Pride

Bodine values exploring outside of our community, including spring trips abroad each year. Blended learning model features expanded course offerings online while at school (AP courses, electives, tutoring); highest IB diploma award rate in the city. 99% college acceptance rate. Sports teams, academic teams and cultural clubs; community service requirement.

Graduation Rate:

97%

Boys' Latin of Philadelphia Charter School: High School Campus

Public Charter Citywide
Grades 9-12
445 Students

5501 Cedar Avenue
 Philadelphia, PA 19143
 215-387-5149



Bus: 52, G

Demographics

Female	0%	Male	100%
Special Ed	16%		
Low-Income	59%		
Asian	0%	Black	99%
Hispanic	1%	Other	0%
White	0%		

Overall

6

Math

5

Reading

7

Science

8

Incidents

5

Attendance

6

College Bound

7

Admissions Policy

Interested students must submit an application through Apply Philly Charter (applyphillycharter.org) before the application deadline. If there are more applications than seats available, a random lottery will be held.

Points of Pride

#1 Philadelphia public school for college persistence of African American students and #3 for college enrollment. Graduates accepted and offered scholarships to top U.S. colleges and universities. Dual-enrollment programs with Penn Medicine and CCP. 4-year Latin requirement and 1:1 laptop program. 40+ sports teams, clubs, and organizations.

Graduation Rate:

64%

Building 21

Public District Citywide
Grades 9-12
334 Students

6501 Limekiln Pike
 Philadelphia, PA 19138
 215-400-7450



Bus: K, 6, 16, 22, 55

Admissions Policy

Building 21 is a citywide non-criteria admit with a 60% neighborhood preference. Students from all over the city can apply regardless of their grades, attendance or disciplinary record.

Points of Pride

Partnerships with local industry and colleges/universities (including Drexel, La Salle, Orleans Technical College, Penn State, Temple, Villanova, the University of the Arts and Community College of Philadelphia).

Demographics

Female	56%	Male	44%
Special Ed	21%		
English Learner	5%		
Low-Income	75%		
Asian	0%	Black	83%
Hispanic	14%	Other	2%
White	1%		

Overall

3

Math

2

Reading

4

Science

1

Incidents

5

Attendance

3

College Bound

5

Graduation Rate:

88%

C.B. Community School

Private Independent
Grades 9-12
70 Students

4101 Freeland Avenue
 2nd Floor
 Philadelphia, PA 19128
 267-766-3130



Bus: 9, 27, 35, 65

Demographics

Low-Income	100%
------------	------

Admissions Policy

We accept students who need and want to get back on track and are between the ages of 16 and 20, are over-age and under-credited, have attended many different high school settings, are considered chronically truant and/or are young parents with children. A student or a caregiver may complete our enrollment form online or contact us.

Points of Pride

We offer a true community school that includes on-site services, including a clinician, a nurse and a school counselor, as well as partnerships with Big Brothers Big Sisters, the Center for Grieving Children, ELECT's parenting program and GALAEI's healthy relationships curriculum.

Calvary Christian Academy

Private Independent
Grades PK-12
837 Students

13500 Philmont Avenue
 Philadelphia, PA 19116
 215-969-1579



Bus: 58, 84
RR: Forest Hills

Demographics

Low-Income	0%
------------	----

Admissions Policy


We require all of our students to go through an application process before entering the school. The purpose of this application process is to be sure that we will be able to meet the child's needs.

Points of Pride

We want our students to know Jesus, to love him and to have the joy and peace found in a relationship with him.

Central High School

Public District 1700 West Olney Avenue
Special Admit Philadelphia, PA 19141
Grades 9-12 215-400-3590
2,397
Students

 **BSL:** Olney
Bus: 8, 16, 18, 26

Admissions Policy

Must have A's and B's (at most one C) in major subjects on most recent final report card, score at least the 88th percentile on standardized test, and have exemplary attendance and punctuality and no negative disciplinary reports. One-page essay required.

Points of Pride

Student diversity. \$21 million in scholarships for a recent graduating class. 26 AP courses; full International Baccalaureate program. Extensive extracurricular opportunities. Excellent staff and involved/supportive parents. International, Women's, Earth and Career Days.

Demographics

Female	55%	Male	45%
Special Ed	3%		
English Learner	1%		
Low-Income	40%		
Asian	39%	Black	21%
Hispanic	7%	Other	7%
White	26%		

Overall	10
Math	10
Reading	10
Science	10
Incidents	8
Attendance	10
College Bound	10
High Growth	

Graduation Rate:
98%

City School at Poplar, The

Private Independent 910 North 6th Street
 Philadelphia, PA 19123
Grades 6-12 215-731-1930

 **Bus:** 47, 57
Trolley: 15

Admissions Policy

Our school has open enrollment. For more information, visit the school website.

Points of Pride

Outstanding arts program. Many student-led councils. 100% of our graduates are accepted to college; 64% graduate within 6 years or remain enrolled, which is twice the local average. New campus offers a competition-size gymnasium, a stage and sound system for performances, outdoor recreation space and large classroom space.

Demographics

Female	51%	Male	49%
Low-Income	0%		
Asian	0%	Black	68%
Hispanic	13%	Other	15%
White	4%		

Overall	8
Math	6
Reading	8
Incidents	9
Attendance	10

Community Academy of Philadelphia (CAP)

Public Charter Citywide 1100 East Erie Avenue
 Philadelphia, PA 19124
Grades K-12 215-533-6700
1,218 Students

 **MFL:** Tioga
Bus: 56

Admissions Policy

Students must submit an application; a public lottery will be held if there are more applications than available seats. Download an application from our website or pick one up from our main lobby Monday through Friday, 7:30 a.m. to 4 p.m. Contact the school for more details.

Points of Pride

Seven AP classes. Dedicated guidance department that works closely with students and their parents during the financial aid process. The class of 2018 received almost \$3 million in scholarships and grants, including full four-year scholarships to Lehigh, Villanova, Drexel and La Salle.

Demographics

Female	53%	Male	47%
Special Ed	22%		
English Learner	12%		
Low-Income	90%		
Asian	3%	Black	13%
Hispanic	82%	Other	1%
White	1%		

Overall	5
Math	4
Reading	5
Science	6
Incidents	10
Attendance	6
College Bound	5
High Growth	

Graduation Rate:
90%

Constitution High School

Public District 18 South 7th Street
Citywide Philadelphia, PA 19106
Grades 9-12 215-400-7850
385 Students



MFL: 8th St.
Bus: 17, 33, 44, 47,
 47M, 48, 61, 62, 78

Admissions Policy

Must have A's, B's and C's, no more than 10 total absences/latenesses, and no negative disciplinary reports. Written essay (brought to a personal interview) required.

Points of Pride

100% college acceptance rate. City, state and national finalists in National History Day competitions. Service learning required of all students. Extensive extracurricular program. Repeat PIAA state boys basketball champions.

Demographics

Female	57%	Male	43%
Special Ed	16%		
English Learner	4%		
Low-Income	60%		
Asian	7%	Black	70%
Hispanic	14%	Other	4%
White	5%		

Overall

6

Math	6
Reading	7
Science	4
Incidents	7
Attendance	6
College Bound	7

Graduation Rate:
95%

Creative and Performing Arts, Philadelphia High School for the (CAPA)

Public District 901 South Broad Street
Special Admit Philadelphia, PA 19147
Grades 9-12 215-400-8140
746 Students



BSL: Ellsworth-
 Federal
Bus: 4, 23, 27, 32, 64

Admissions Policy

Must have A's and B's (at most one C) in major subjects on most recent final report card, score at or above the 80th percentile on 7th-grade PSSA, and have exemplary attendance and punctuality and no negative disciplinary reports. Arts audition in a specific area required.

Points of Pride

College-preparatory curriculum. 95% college acceptance and matriculation rates. Arts majors. World-class arts departments.

Demographics

Female	72%	Male	28%
Special Ed	8%		
English Learner	1%		
Low-Income	41%		
Asian	6%	Black	53%
Hispanic	11%	Other	5%
White	25%		

Overall

9

Math	7
Reading	10
Science	9
Incidents	7
Attendance	9
College Bound	8

Graduation Rate:
96%

Crefeld School, The

Private 8836 Crefeld Street
Independent Philadelphia, PA 19118
Grades 7-12 215-242-5545
90 Students



Bus: 94, 97, L
RR: Chestnut Hill
 West

Admissions Policy

The application process includes an interview, a shadow day, and the collection of records and recommendations. We are looking for students who will thrive in our program educationally, socially and emotionally.

Points of Pride

Strong advisory program. Vibrant arts programming. Community service learning. Spring mini-courses. Curricular connections with Outward Bound Philadelphia and Chestnut Hill College. Extensive college counseling. Graduation by exhibition, which comprises a portfolio of 16 projects that demonstrate mastery across a variety of skills and content.

Demographics

Female	40%	Male	57%
Non-Binary	3%		
Special Ed	12%		
Low-Income	0%		
Asian	2%	Black	18%
Hispanic	1%	Other	6%
White	73%		

Incidents

7

Attendance

10

Cristo Rey Philadelphia High School

**Private
Catholic**

1717 West Allegheny Ave
Philadelphia, PA 19132



BSL: Allegheny
Bus: 16, 23, 53

Grades 9-12

215-219-3943

507 Students

Admissions Policy

Student must be 14 by October 1st of freshman year and motivated to learn and to go to college, and must be determined to succeed at school and work. Family must be at or below the income standards set by the Cristo Rey Network. All 9th and 10th grade transfer students must complete Cristo Rey Philadelphia Boot Camp, which begins mid-August.

Points of Pride

The work-study program, which offsets the cost of tuition. College success. Nutrition and fitness program. A Catholic school for students of all faiths; current Cristo Rey Philadelphia students identify as Catholic, Christian, Buddhist, Muslim and having no particular faith tradition.

Demographics

Female	60%	Male	40%
Low-Income	100%		
Asian	3%	Black	65%
Hispanic	26%	Other	5%
White	1%		

Attendance

10

Graduation Rate:
73%

Dobbins, Murrell, Career and Technical Education High School

**Public District
Citywide**

2150 West Lehigh Avenue
Philadelphia, PA 19132



Bus: 2, 33, 54

Grades 9-12

215-227-4421

713 Students

Admissions Policy

Must have A's, B's or C's, no negative disciplinary reports, and no more than 10 unexcused absences and 10 tardies in the previous academic year. Interview required, by invitation only.

Points of Pride

Community partnerships with Allegheny West Foundation and Deliverance Evangelistic Church. Student clubs including robotics, technology, Red Cross and Future Business Leaders of America. Graduates go on to Howard, Delaware State, West Chester, Penn State, Johnson and Wales and Bloomsburg.

Demographics

Female	61%	Male	39%
Special Ed	17%		
English Learner	3%		
Low-Income	81%		
Asian	0%	Black	86%
Hispanic	10%	Other	3%
White	1%		

Overall

2

Math

2

Reading

3

Science

2

Incidents

4

Attendance

2

College Bound

4

Graduation Rate:
88%

Edison, Thomas Alva, High School / John C. Fareira Skills Center

**Public District
Neighborhood**

151 West Luzerne Street
Philadelphia, PA 19140



Bus: 47, 56, 57

Grades 9-12

215-400-3900

1,046

Students

Admissions Policy

This school accepts all students within its neighborhood catchment. Students outside of the boundaries may apply and be admitted if there is space available. CTE programs follow a citywide admissions process.

Points of Pride

College and career academy structure, including a Freshman Academy that offers first-year students additional supports. Dedicated and exemplary educators. 11 CTE programs that offer industry certification. School advisory council. Strong industry partnerships. Paid internships. National Honor Society. Yearbook club; robotics; sports; poetry club; DECA; HOSA; Skills USA; JROTC.

Demographics

Female	41%	Male	59%
Special Ed	39%		
English Learner	32%		
Low-Income	76%		
Asian	0%	Black	27%
Hispanic	68%	Other	4%
White	1%		

Overall

1

Math

2

Reading

2

Science

2

Incidents

3

Attendance

2

College Bound

1

Graduation Rate:
49%

Engineering and Science, George Washington Carver High School of

Public District Special Admit 1600 West Norris Street
Philadelphia, PA 19121
Grades 7-12 215-400-7380
932 Students



BSL: Cecil B. Moore,
Susquehanna-
Dauphin
Bus: 2, 4, 16, 39

Admissions Policy

Must have A's and B's in all subjects on most recent final report card, score at least the 80th percentile on standardized tests, and have exemplary attendance and no negative disciplinary reports. Must submit a one-page essay detailing why you wish to attend Carver HSES.

Points of Pride

2019 National Blue Ribbon award winner. 100% college acceptance rate. Class of 2019 earned \$17.2 million in scholarships. Rigorous academic program with diverse extra-curricular offerings. 16 AP courses. Multiple university and organization partnerships.

Demographics

Female	48%	Male	52%
Special Ed	6%		
English Learner	1%		
Low-Income	44%		
Asian	11%	Black	68%
Hispanic	9%	Other	6%
White	6%		

Overall

Overall	10
Math	8
Reading	10
Science	10
Incidents	8
Attendance	10
College Bound	9
High Growth	

Graduation Rate:
99%

Esperanza Academy Charter High School

Public Charter Citywide 301 West Hunting Park
Avenue
Philadelphia, PA 19140
Grades 9-12 215-457-3667
759 Students



Bus: 4, 47, 56, 57

Admissions Policy

We accept any student who lives in Philadelphia. Any interested parent or student may apply; a lottery will be held if more applications are received than there are spaces available.

Points of Pride

Outperforms all neighborhood schools in the city. 90% or higher graduation rate for six consecutive years; over 78% college persistence rate. Model EL program. More AP courses than any other charter school in Philadelphia. U.S. News & World Report Best High School rankings silver or bronze medal for three consecutive years.

Demographics

Female	52%	Male	48%
Special Ed	17%		
English Learner	26%		
Low-Income	85%		
Asian	0%	Black	4%
Hispanic	96%	Other	0%
White	0%		

Overall

Overall	5
Math	5
Reading	7
Science	6
Incidents	6
Attendance	5
College Bound	5
High Growth	

Graduation Rate:
92%

Father Judge High School

Private Catholic 3301 Solly Avenue
Philadelphia, PA 19136
Grades 9-12 215-338-9494
784 Students



Bus: 66, 88

Admissions Policy

Applicants must take a placement exam in 8th grade (suggested date: mid-November). Families must submit an application, including recommendations from the current principal and/or teachers, official transcript, 7th- and most recent 8th-grade report cards, and standardized tests.

Points of Pride

Judge has been educating young men in Northeast Philadelphia since 1954. Adjacent to the school is the newly renovated Ramp Playground. The William F. Mitchell Activities Center was added to the campus in 2006, and the STEM Center in 2014. Salesian spirituality underpins all academic and social life at Judge.

Demographics

Female	0%	Male	100%
Low-Income	14%		
Asian	5%	Black	8%
Hispanic	6%	Other	6%
White	75%		

Overall

Overall	7
Math	4
Reading	8
Incidents	9
Attendance	10
College Bound	7

Graduation Rate:
100%

Fels, Samuel, High School

Public District 5500 Langdon Street
Neighborhood Philadelphia, PA 19124
Grades 9-12 215-400-7100
946 Students



Bus: 19, 24, 26, 67

Admissions Policy

This school accepts all students within its neighborhood catchment. Students outside of the boundaries may apply and be admitted if there is space available. To apply for the special-admission arts program, students must have a clean disciplinary record for the past two years and a minimum GPA of 2.0. Fels also has a CTE program in business technology and graphic design.

Points of Pride

The administration, staff and students worked diligently to get Fels removed from the persistently dangerous list. We all work together to ensure that Fels is a safe and warm environment for everyone. Fels has a thriving CTE program and a winning sports program. Fels is now a partial citywide-admit program for the arts.

Demographics

Female	48%	Male	52%
Special Ed	29%		
English Learner	24%		
Low-Income	66%		
Asian	7%	Black	56%
Hispanic	28%	Other	5%
White	4%		

Overall

Overall	2
Math	2
Reading	3
Science	2
Incidents	2
Attendance	3
College Bound	4

Graduation Rate:
70%

First Philadelphia Preparatory Charter School

Public Charter Citywide 4300 Tacony Street
 Philadelphia, PA 19124
Grades K-12 215-743-3100
1,859 Students



Bus: 25, 56, J

Admissions Policy

Interested students must submit an application through Apply Philly Charter (applyphillycharter.org) before the application deadline. If there are more applications than seats available, a random lottery will be held. Preference is given to students who live within the Samuel Fels High School catchment area.

Points of Pride

Robust arts and music program. Brand-new, state-of-the-art school buildings, complete with music and art rooms, science laboratories, a gymnasium and a theater.

Demographics

Female	50%	Male	50%
Special Ed	18%		
English Learner	3%		
Low-Income	66%		
Asian	2%	Black	43%
Hispanic	30%	Other	13%
White	12%		

Overall

Overall	3
Math	2
Reading	4
Science	4
Incidents	4
Attendance	4
College Bound	4

Graduation Rate:
89%

Frankford High School

Public District Neighborhood 5000 Oxford Avenue
 Philadelphia, PA 19124
Grades 9-12 215-400-7200
903 Students



MFL: Arrott, Frankford

Bus: 3, 5, 59, 75, 89, J, K

Admissions Policy

This school accepts all students within its neighborhood catchment. Students outside of the boundaries may apply and be admitted if there is extra space available.

Points of Pride

Army JROTC: Honor Unit with Distinction. Culinary Arts: C-CAP award and scholarship winners. AVID certification; National Honor Society chapter. Championship athletic programs.

Demographics

Female	39%	Male	61%
Special Ed	38%		
English Learner	17%		
Low-Income	69%		
Asian	1%	Black	54%
Hispanic	33%	Other	4%
White	8%		

Overall

Overall	1
Math	1
Reading	3
Science	2
Incidents	2
Attendance	2
College Bound	1

Graduation Rate:
57%

Franklin, Benjamin, High School

Public District 550 North Broad Street
Neighborhood Philadelphia, PA 19130
Grades 9-12 215-400-7600
420 Students



BSL: Spring Garden
Bus: 2, 4, 16, 43, 61

Admissions Policy

This school accepts all students within its neighborhood catchment. Students outside of the boundaries may apply and be admitted if there is space available.

Points of Pride

CTE students won the 2018 Student Video Content Team Spirit Award in a contest sponsored by the Manufacturing Alliance of Philadelphia. The Culinary Arts Program started a partnership with the Logan Hotel. The Computer-Aided Drafting and Design class participated in Compete360.org's Design Thinking Challenge. The boys baseball team won the 2018 American Division Championship.

Demographics

Female	37%	Male	63%
Special Ed	41%		
English Learner	8%		
Low-Income	78%		
Asian	4%	Black	83%
Hispanic	7%	Other	3%
White	3%		

Overall

1
Math 1
Reading 2
Science 3
Incidents 1
Attendance 2
College Bound 1

Graduation Rate:

58%

Franklin Learning Center High School

Public District 616 North 15th Street
Special Admit Philadelphia, PA 19130
Grades 9-12 215-400-7570
916 Students



BSL: Fairmount, Spring Garden
Bus: 2, 4, 16, 61

Admissions Policy

Must have A's and B's in major subjects (one C in a minor subject) on most recent final report card. Must score proficient or advanced on the PSSA and have few excused absences and no negative disciplinary reports. Interviews and auditions are required for all majors.

Points of Pride

We are a Title I Distinguished School (a national award given to superior Title I school programs across the country). Our students have won awards, including state-level distinction for mock trial, national finalists in HOSA competitions, national finalist for FBLA, and state computer fair.

Demographics

Female	60%	Male	40%
Special Ed	8%		
English Learner	22%		
Low-Income	64%		
Asian	10%	Black	52%
Hispanic	27%	Other	4%
White	7%		

Overall

6
Math 5
Reading 7
Science 6
Incidents 8
Attendance 6
College Bound 6

Graduation Rate:

88%

Franklin Towne Charter High School

Public Charter 5301 Tacony Street
Citywide Building 108
Grades 9-12 Philadelphia, PA 19137
1,222
Students 215-289-5000



Bus: 56, 73, 84
RR: Bridesburg

Admissions Policy

Must submit a short application. A lottery is held if the number of applicants exceeds the number of available seats.

Points of Pride

2014 National Blue Ribbon School of Excellence. 96% daily attendance rate. Keystone scores: 95% Algebra, 94% Literature.

Demographics

Female	52%	Male	48%
Special Ed	13%		
English Learner	1%		
Low-Income	64%		
Asian	2%	Black	11%
Hispanic	19%	Other	2%
White	66%		

Overall

9
Math 10
Reading 10
Science 10
Incidents 10
Attendance 7
College Bound 6

High Growth



Graduation Rate:

92%

Freire Charter High School

Public Charter Citywide 2027 Chestnut Street
Philadelphia, PA 19103
Grades 9-12 215-557-8555
494 Students



BSL: City Hall, Walnut-Locust
MFL: 15th Street
Bus: 9, 12, 17, 21, 42, 44, 48, 62, 124, 125
Trolley: 10, 11, 13, 34, 36
RR: Suburban Station

Demographics

Female	61%	Male	39%
Special Ed		19%	
Low-Income		78%	
Asian	1%	Black	93%
Hispanic	2%	Other	4%
White	0%		

Overall

6

Math	6
Reading	6
Science	5
Incidents	7
Attendance	6
College Bound	7

Graduation Rate:
86%

Admissions Policy

Interested students must submit an application through Apply Philly Charter (applyphillycharter.org) before the application deadline. If there are more applications than seats available, a random lottery will be held.

Points of Pride

Advanced and AP courses. 87% of Freire students graduate in four years (as of 2018). On average, 78% of Freire graduates enroll in college in the fall immediately after high school, surpassing the School District of Philadelphia average.

Friends Select School

Private Independent 1651 Benjamin Franklin
Parkway
Philadelphia, PA 19103
Grades PK-12 215-561-5900
559 Students



BSL: City Hall, Race-Vine
Market-Frankford Line (15th St)
Bus: 2, 27, 32, 33, 48
RR: Suburban Station

Demographics

Female	54%	Male	46%
Low-Income		0%	
Asian	8%	Black	8%
Hispanic	2%	Other	22%
White	60%		

Admissions Policy

Families and prospective students should attend an open house; register on the Admission page of our website. Next, families should complete an application form and submit the form along with a \$65 application and testing fee to the admission office. For more details on the admission process, visit our website at www.friends-select.org.

Points of Pride

Partnerships with city institutions. Rich academic program: 100% of graduates go on to college. Quaker values undergird the educational experience.

Furness High School

Public District Neighborhood 1900 South 3rd Street
Philadelphia, PA 19148
Grades 9-12 215-400-8300
655 Students



Bus: 7, 57, 79

Demographics

Female	40%	Male	60%
Special Ed		17%	
English Learner		47%	
Low-Income		65%	
Asian	42%	Black	20%
Hispanic	27%	Other	1%
White	10%		

Overall

3

Math	4
Reading	2
Science	4
Incidents	3
Attendance	3
College Bound	4

Graduation Rate:
74%

Admissions Policy

This school accepts all students within its neighborhood catchment. Students outside of the boundaries may apply and be admitted if there is space available.

Points of Pride

Advanced Placement/college-level courses: English Literature, English Language, Calculus, U.S. History, U.S. Government and Politics, Studio Art, Chinese, Physics and Biology. Academic programs: Business Accounting Program and English as a Second Language/Multicultural Academy.

Germantown Friends School

Private Independent 31 West Coulter Street
Philadelphia, PA 19144
Grades PK-12 215-951-2300
951 Students



Bus: 23, H, XH

Demographics

Female	50%	Male	50%
Low-Income		8%	
Asian	11%	Black	10%
Hispanic	4%	Other	9%
White	66%		

Incidents	10
Attendance	10

Admissions Policy

GFS seeks students who are bright and eager, who demonstrate the potential to engage deeply with an intellectually rigorous academic program, and who will contribute to a vibrant school community. Please contact GFS to receive an admissions packet or visit our website (bit.ly/2DZ8hjs) to fill out an application.

Points of Pride

100% of graduates attend a four-year college. National Merit Scholarship Competition, 2014-19: 11 Scholars; 53 Finalists; 60 Semifinalists; 85 Commended. 33% of families receive financial aid. Two Nobel Prize Winners: Owen Chamberlin '37 (in 1959) and Saul Perlmutter '77 (in 2011), both in Physics.

Girard Academic Music Program (GAMP)

Public District Special Admit 2136 West Ritner Street
Philadelphia, PA 19145
Grades 5-12 215-400-8230
623 Students



Bus: 7, 37, G

Demographics

Female	59%	Male	41%
Special Ed		8%	
English Learner		1%	
Low-Income		35%	
Asian	19%	Black	25%
Hispanic	6%	Other	9%
White	41%		

Overall	9
Math	9
Reading	9
Science	10
Incidents	8
Attendance	9
College Bound	9

Admissions Policy

Must have A's and B's on all report cards, score at least the 80th percentile on standardized test, and have exemplary attendance, punctuality and behavior. Must audition vocally; those who have played an instrument for more than a year are encouraged to audition for instrumental music.

Points of Pride

Annual musical theater production. Award-winning cheerleading squad. City leader in college and career readiness. Community partnerships with the Kimmel Center, the Mann Music Center, Astral Artists and the Philadelphia Orchestra Association.

Graduation Rate:
100%

Girard College

Private Independent 2101 South College Avenue
Philadelphia, PA 19121
Grades 1-12 215-787-2600
288 Students



Bus: 2, 7, 33, 48, 61
Trolley: 15

Demographics

Female	53%	Male	47%
Low-Income		100%	
Asian	3%	Black	84%
Hispanic	2%	Other	10%
White	1%		

Overall	8
Math	6
Reading	7
Science	8
Incidents	8
Attendance	8
College Bound	10

Admissions Policy

Students must be at least 5 years old when applying, come from a home without one or both biological parents (or live with grandparents, relatives, foster parents or guardians), be U.S. citizens or resident aliens, be excellent students and demonstrate good citizenship. Must be able to attend a five-day boarding program. Family must demonstrate financial need.

Points of Pride

Girard College has been a full-scholarship boarding school for 170 years on our beautiful, safe 43-acre campus. Girard changes lives by giving low-income students a college-prep education. Our history deeply impacts the work we currently do in our school and in the community; founder Stephen Girard (1750-1831) had a lasting and positive impact on the city of Philadelphia.

Girls, Philadelphia High School for

Public District 1400 West Olney Avenue
Special Admit Philadelphia, PA 19141
Grades 9-12 215-400-3700
843 Students



BSL: Olney
Bus: 6, 8, 16, 18, 22, 26, 47, 55, 80, L

Admissions Policy

Must have A's and B's, score at or above the 85th percentile on PSSA, and have exemplary attendance and punctuality and no negative disciplinary reports. Must have strong motivation and interest in being challenged academically, going to college and being a future leader. Interview may be required.

Points of Pride

98% of graduates attend Ivy League, state and private universities and HBCUs. International Baccalaureate program, AP courses and dual enrollment. 50 clubs/activities/organizations. Active student government. Athletic association and alumnae association. Service and travel opportunities.

Demographics

Female	100%	Male	0%
Special Ed	5%		
English Learner	3%		
Low-Income	60%		
Asian	16%	Black	66%
Hispanic	9%	Other	5%
White	4%		

Overall	8
Math	8
Reading	10
Science	10
Incidents	7
Attendance	6
College Bound	8

Graduation Rate:
93%

Greater Hope Christian Academy Science and Research Center

Private Independent 7029 Woodland Avenue
 Philadelphia, PA 19142
Grades K-12 215-729-0374
66 Students



Trolley: 11

Admissions Policy

Must submit completed application, application fee, birth certificate, last report card, immunization record and withdrawal letter from previous school. Call the school for information about testing and interviews. Testing is 1 to 3 hours long; the cost is \$25.

Points of Pride

Individualized education program for each student that identifies strengths and weaknesses, observes patterns, identifies gaps and targets strengths.

Demographics

Female	70%	Male	30%
Special Ed	10%		
English Learner	5%		
Low-Income	99%		
Asian	2%	Black	75%
Hispanic	3%	Other	19%
White	1%		

Incidents	8
Attendance	10

Graduation Rate:
100%

Hallahan, John W., Catholic Girls' High School

Private Catholic 311 North 19th Street
 Philadelphia, PA 19103
Grades 9-12 215-563-8930
379 Students



BSL: Race-Vine
Bus: 2, 7, 32, 33, 48
RR: Suburban Station

Admissions Policy

Students must be passing all subjects and be in good standing in discipline and attendance. Art students should be prepared to provide a portfolio. Interviews are required for transfer students.

Points of Pride

Academically strong. Oldest all-girl Catholic high school in the country. Strong sense of tradition and sisterhood. No Place for Hate school. University of Pennsylvania Distributed Leadership School.

Demographics

Female	100%	Male	0%
English Learner	5%		
Low-Income	21%		
Asian	8%	Black	25%
Hispanic	8%	Other	3%
White	56%		

Overall	7
Math	2
Reading	7
Incidents	10
Attendance	10
College Bound	10

Graduation Rate:
100%

Hill-Freedman World Academy

Public District 1100 East Mount Pleasant Avenue
Special Admit Philadelphia, PA 19150
Grades 6-12
702 Students 215-400-3530



Bus: 18, H, L

Admissions Policy

Must have A's and B's (at most one C) in major subject areas on most recent report card, score at or above the 80th percentile on the PSSA or other nationally recognized standardized test, and have exemplary attendance and punctuality. Interview required.

Points of Pride

High school envisioned and created by students, parents and staff. Specialized programs for students with complex support needs including autism, intellectual disabilities, multiple disabilities, physical disabilities and language impairments.

Demographics

Female	47%	Male	53%
Special Ed	24%		
English Learner	1%		
Low-Income	53%		
Asian	3%	Black	85%
Hispanic	4%	Other	6%
White	2%		

Overall

7

Math	5
Reading	8
Science	8
Incidents	5
Attendance	9
College Bound	6

Graduation Rate:

77%

Hope Church School

Private Independent 6707 Old York Road
 Philadelphia, PA 19126
Grades PK-12 215-927-7770
115 Students



Bus: 16, 22, 55

Admissions Policy

For admissions, call the school from Monday to Friday, 9 a.m. to 6 p.m.

Points of Pride

Since 1982, HCS has provided quality private education to children who would have otherwise never had the opportunity and has acted as a bridge to bring them out of their past and into their future. The school has helped to improve the community and even the world by raising up fine young men and women who know who they are, know their purpose, and know how to fulfill it.

Demographics

Female	48%	Male	52%
Special Ed	35%		
English Learner	5%		
Low-Income	100%		
Asian	0%	Black	90%
Hispanic	0%	Other	9%
White	1%		

Incidents	10
Attendance	10

Graduation Rate:

100%

Imhotep Institute Charter High School

Public Charter Citywide 6201 North 21st Street
 Philadelphia, PA 19138
Grades 9-12 215-438-4140
597 Students



Bus: 6, K, L

Admissions Policy

Must submit an application. A lottery is held if the number of applicants exceeds the number of available slots.

Points of Pride

National Honor Society. AP courses; dual-enrollment program with CCP. Active student government. STEM courses. Computer lab; 1:1 technology for all students. Course offerings include music, dance, art, African drumming and theater. Onsite College and Career Center.

Demographics

Female	45%	Male	55%
Special Ed	20%		
Low-Income	95%		
Asian	0%	Black	100%
Hispanic	0%	Other	0%
White	0%		

Overall

4

Math	3
Reading	5
Science	4
Incidents	7
Attendance	5
College Bound	4

Graduation Rate:

89%

International Christian High School

Private
Independent

5500 Tabor Avenue
Philadelphia, PA 19120



Bus: 1, 8, 26, 57, J, R
RR: Fox Chase

Grades 9-12

267-900-2000

103 Students

Admissions Policy

Prospective applicants must visit the school during an open house or by scheduling an appointment. Then they must submit a completed and signed application (including essay sections); Social Security number is required, as is an application fee of \$50 at ICHS or \$70 online. Applicants must thoroughly read and sign the Statement of Commitment and Statement of Faith.

Points of Pride

Students from more than 15 countries. University courses (15 credits). Christian values for students from every religious background. Alternative school offering a multisensory education for bright students with language-based learning differences.

Demographics

Female	60%	Male	40%
Low-Income		100%	
Asian	20%	Black	40%
Hispanic	35%	Other	0%
White	5%		

Incidents

10

Attendance

10

Kensington Creative and Performing Arts High School

Public District
Neighborhood

1901 North Front Street
Philadelphia, PA 19122



MFL: Berks
Bus: 3, 5, 25

Grades 9-12

215-400-7400

514 Students

Admissions Policy

Students must live within the school catchment area. Students who live outside of the catchment area must apply; admission is based on space availability and lottery. Neighborhood students who select Kensington CAPA must have an interest in one or more of the following: dance, choir, instrumental music, filmmaking, or theater and visual arts.

Points of Pride

Kensington CAPA is a participant in the Philadelphia Postsecondary Success Program, which supports a college-and career-going environment. We offer a rigorous film and cinematography program and a commercial art and graphic design program (certified CTE programs). Students can graduate from these programs with certifications that allow them to enter the industry upon graduation.

Demographics

Female	50%	Male	50%
Special Ed		31%	
English Learner		17%	
Low-Income		75%	
Asian	1%	Black	29%
Hispanic	61%	Other	3%
White	6%		

Overall

1

Math

2

Reading

2

Science

1

Incidents

4

Attendance

2

College Bound

2

Graduation Rate:

73%

Kensington Health Sciences Academy

Public District
Neighborhood

2463 Emerald Street
Philadelphia, PA 19125



MFL: Huntingdon,
York-Dauphin
Bus: 3, 5, 39, 89

Grades 9-12

215-400-3600

454 Students

Admissions Policy

Students who live within the school catchment area are welcome to apply. Any district student who wants to major in one of our CTE programs, such as Health-Related Technology (Nurse Assistant), Dental Assistant, Pharmacy Technician or Biomedical Lab Technician, is welcome to apply.

Points of Pride

KHSA is the only public high school in Philadelphia that focuses on health sciences. 94% of the class of 2016 was accepted into college. More than 30 partnerships with universities, hospitals, representatives from Philadelphia's STEM and health sciences communities and community organizations support students and programs at our school.

Demographics

Female	62%	Male	38%
Special Ed		25%	
English Learner		21%	
Low-Income		82%	
Asian	2%	Black	17%
Hispanic	68%	Other	4%
White	9%		

Overall

3

Math

3

Reading

4

Science

3

Incidents

4

Attendance

4

College Bound

3

Graduation Rate:

75%

Kensington High School

Public District 2051 East Cumberland
Neighborhood Street
Grades 9-12 Philadelphia, PA 19125
543 Students 215-400-7700



MFL: Huntingdon,
York-Dauphin
Bus: 3, 5, 39, 54, 89

Admissions Policy

Students must live within the school catchment area. Students who live outside of the catchment area must apply; admission is based on space availability and lottery.

Points of Pride

CTE programs in Sports Marketing and Management, Engineering Technologies and Computer Support Systems Technology. Graduates go on to colleges and universities including CCP, Penn State, Temple, West Chester and La Salle; the military; and trade schools. University and community partnerships.

Demographics

Female	35%	Male	65%
Special Ed	35%		
English Learner	21%		
Low-Income	76%		
Asian	2%	Black	30%
Hispanic	58%	Other	2%
White	8%		

Overall	1
Math	2
Reading	1
Science	1
Incidents	5
Attendance	2
College Bound	1

Graduation Rate:
61%

King, Martin Luther, High School Promise Academy

Public District 6100 Stenton Avenue
Neighborhood Philadelphia, PA 19138
Grades 9-12 215-400-3500
540 Students



Bus: 18, L, XH

Admissions Policy

This school accepts all students within its neighborhood catchment. Students outside of the boundaries may apply and be admitted if there is space available. CTE programs admit students citywide through the District's school selection process.

Points of Pride

STEAM Academy. JROTC. CTE programs: Culinary Arts, Graphic Design, Health-Related Technology, Business Education, Automotive Academy. New Culinary Arts kitchen and dining room. Partnerships with Big Brothers and Big Sisters, the Rock School of Dance and the Settlement Music School.

Demographics

Female	38%	Male	62%
Special Ed	40%		
English Learner	1%		
Low-Income	72%		
Asian	0%	Black	93%
Hispanic	3%	Other	3%
White	1%		

Overall	1
Math	1
Reading	2
Science	1
Incidents	2
Attendance	3
College Bound	3

Graduation Rate:
49%

KIPP DuBois Collegiate Academy

Public Charter 5070 Parkside Avenue
Citywide Philadelphia, PA 19131
Grades 9-12 215-307-3465
519 Students



Bus: 7, 32, 33, 39,
48, 54

Admissions Policy

Interested students must submit an application through Apply Philly Charter (applyphillycharter.org) before the application deadline. If there are more applications than seats available, a random lottery will be held.

Points of Pride

Our school has established partnerships with more than 60 colleges across the nation. We have one of the highest ACT averages in the city. We have expanded our arts and athletics programs. We are 100% focused on college success.

Demographics

Female	50%	Male	50%
Special Ed	25%		
Low-Income	86%		
Asian	0%	Black	97%
Hispanic	3%	Other	0%
White	0%		

Overall	5
Math	4
Reading	5
Science	4
Incidents	10
Attendance	4
College Bound	7

Graduation Rate:
81%

Lankenau Environmental Science Magnet High School

Public District Special Admit 201 Spring Lane
Philadelphia, PA 19128
Grades 9-12 215-400-3420
354 Students



BSL: No direct SEPTA route; students are shuttled from/to the northwest section of the city.

Admissions Policy

Must have A's, B's and C's on most recent final report card, score at or above the 70th percentile on the PSSA, and have exemplary attendance and punctuality and no negative disciplinary reports.

Points of Pride

AP and honors courses, dual enrollment and internships. Environmental science focus: rain garden, recycling, composting, gardening, hydroponics, aquaponics, beekeeping. Partnerships with the Schuylkill Center for Environmental Education, Eat Right Philly, Young Playwrights, Women of Tomorrow, InnerStrengths Foundation, Stepping Stone Scholars.

Demographics

Female	55%	Male	45%
Special Ed	15%		
English Learner	2%		
Low-Income	53%		
Asian	1%	Black	89%
Hispanic	5%	Other	3%
White	2%		

Overall

Overall	6
Math	4
Reading	6
Science	7
Incidents	6
Attendance	8
College Bound	7

Graduation Rate:
97%

Liguori Academy

Private Independent 1952 East Allegheny
Avenue
Philadelphia, PA 19134
Grades 9-12 267-571-1952
64 Students



MFL: Allegheny
Bus: 3, 5, 25, 54, 60, 89

Admissions Policy

The first step is to complete an application and shadow day permission form, then visit the school for a scheduled shadow day and student and parent(s)/guardian(s) interview. If the student is accepted for admission, financial aid eligibility will be determined. The admissions process, from application to the determination of admission, usually takes between two and four weeks.

Points of Pride

The Liguori model uses hand-tailored curriculum to drive its instructional approach. With computer-based coursework and collaborative classroom environments, students encounter innovative educational opportunities centered around their individual needs. In-time data collection and intuitive evaluation tools track and monitor the progress of each student, aiding academic achievement.

Demographics

Female	56%	Male	44%
Low-Income	100%		
Asian	21%	Black	41%
Hispanic	3%	Other	0%
White	35%		

Incidents

Attendance

10

LINC (Learning in New Contexts) High School, The

Public District Citywide 122 West Erie Avenue
Philadelphia, PA 19140
Grades 9-12 215-400-3940
235 Students



Bus: 56, 57

Admissions Policy

The LINC is a citywide admission high school serving students from all over Philadelphia. Students can apply through the District School Selection Process. Once the school reaches capacity, applicants will be placed on a waiting list.

Points of Pride

The LINC uses a project-based instructional model and is part of the New Tech Network. We are very excited to be the first New Tech High School in Pennsylvania. For more information about project-based learning and the New Tech model, please see www.newtechnetwork.org.

Demographics

Female	47%	Male	53%
Special Ed	19%		
English Learner	18%		
Low-Income	76%		
Asian	0%	Black	33%
Hispanic	63%	Other	3%
White	1%		

Overall

Overall	2
Math	2
Reading	3
Science	2
Incidents	3
Attendance	2
College Bound	3

Graduation Rate:
79%

Lincoln, Abraham, High School

Public District Neighborhood 3201 Ryan Avenue
Philadelphia, PA 19136



Bus: 66, 70, 88

Grades 9-12 215-400-3300

1,807 Students

Admissions Policy

Students must live within the school catchment area. Students who live outside of the catchment area must apply; admission is based on space availability. CTE programs follow a citywide admissions process.

Points of Pride

Featured on Fox 29's Kelly's Classroom in December 2018. In-school National History Day competition, DECA program, Air Force JROTC program and Mock Trial program. 13 AP courses, several CTE programs and other career pathways.

Demographics

Female	45%	Male	55%
Special Ed	22%		
English Learner	17%		
Low-Income	67%		
Asian	6%	Black	39%
Hispanic	32%	Other	7%
White	16%		

Overall

3

Math	3
Reading	4
Science	4
Incidents	3
Attendance	4
College Bound	3

Graduation Rate:

65%

Little Flower Catholic High School for Girls

Private Catholic 1000 West Lycoming
Street
Philadelphia, PA 19140



BSL: Hunting Park
Bus: 4, 53, 56

Grades 9-12 215-455-6900

494 Students

Admissions Policy

Little Flower has an open enrollment policy. All students must complete application materials. Freshman students from Catholic grade schools: successful completion of 8th grade. Incoming freshmen/transfer students from public/charter/private high schools: successful completion of previous school year, report card, standardized and mastery skills tests and interview. Placement test required.

Points of Pride

Deeply rooted school spirit; loyal, generous alumnae; welcoming, nurturing multicultural Christian community. Extensive academic, athletic (14 sports), extracurricular (41 clubs) and service programs. Fine arts program; musical show; Christmas/spring concerts/art exhibits. Class of 2018 earned \$24.3 million in academic scholarships and university grants.

Demographics

Female	100%	Male	0%
Special Ed	7%		
English Learner	1%		
Low-Income	41%		
Asian	4%	Black	25%
Hispanic	22%	Other	3%
White	46%		

Overall

7

Math	3
Reading	7
Incidents	10
Attendance	10
College Bound	9

Mariana Bracetti Academy Charter School

Public Charter Citywide 1840 Torresdale Avenue
Philadelphia, PA 19124



MFL: Erie-Torresdale
Bus: 3, 5, 56

Grades K-12 215-291-4436

1,195 Students

Admissions Policy

Interested students must submit an application through Apply Philly Charter (applyphillycharter.org) before the application deadline. If there are more applications than seats available, a random lottery will be held.

Points of Pride

The class of 2019 earned more than \$9 million in college scholarship money. The high school was recognized in 2017 and 2018 as a top high school in the country by U.S. News & World Report. MBACS has been recognized by the School District of Philadelphia as a Peer Leader for three consecutive years. MBACS was approved for expansion in the 2018-2019 school year.

Demographics

Female	51%	Male	49%
Special Ed	19%		
English Learner	11%		
Low-Income	100%		
Asian	0%	Black	15%
Hispanic	79%	Other	2%
White	4%		

Overall

4

Math	5
Reading	5
Science	5
Incidents	8
Attendance	4
College Bound	4

High Growth

Graduation Rate:

94%

Maritime Academy Charter: High School Campus

Public Charter Citywide 2700 East Huntingdon Street
Philadelphia, PA 19125
Grades 9-12
252 Students 215-427-3090



Bus: 15, 25, 39, 43, 89

Admissions Policy

Must submit an application, report card/transcript, immunization records and health information.

Points of Pride

Well-integrated school. Student leadership programs. New state-of-the-art building dedicated to maritime technology, engineering and boat-building. Internships in maritime industries and businesses; advisory board of maritime professionals to advise/expose students to the maritime field.

Demographics

Female	49%	Male	51%
Special Ed	15%		
English Learner	5%		
Low-Income	64%		
Asian	6%	Black	21%
Hispanic	32%	Other	3%
White	38%		

Overall

6

Math	6
Reading	8
Science	7
Incidents	9
Attendance	5
College Bound	4

Graduation Rate:
88%

MaST Community Charter School

Public Charter Citywide 1800 East Byberry Road
Philadelphia, PA 19116
Grades K-12
1,413 Students 267-348-1100



Bus: 14, 20, 67

Admissions Policy

Interested students must submit an application through Apply Philly Charter (applyphillycharter.org) before the application deadline. If there are more applications than seats available, a random lottery will be held.

Points of Pride

2017 National Blue Ribbon School; 2015 and 2016 Title I Distinguished School for High Achievement; P21 STEM School. 6 AP courses; dual enrollment with college partners. One-to-one device program. Futuristic library media center.

Demographics

Female	51%	Male	49%
Special Ed	14%		
English Learner	2%		
Low-Income	42%		
Asian	10%	Black	10%
Hispanic	10%	Other	4%
White	66%		

Overall

9

Math	10
Reading	10
Science	10
Incidents	7
Attendance	8
College Bound	8

Graduation Rate:
93%

MaST Community Charter School II: Tacony Campus

Public Charter Citywide 6501 New State Road
Philadelphia, PA 19135
Grades 3-12
301 Students 267-526-0005



Bus: 56, 84

Admissions Policy

Interested students must submit an application through Apply Philly Charter (applyphillycharter.org) before the application deadline. If there are more applications than seats available, a random lottery will be held.

Points of Pride

MaST II offers a STREAM curriculum that focuses on excellence in science, technology, robotics, engineering, arts and math.

Demographics

Female	47%	Male	53%
Special Ed	17%		
English Learner	6%		
Low-Income	59%		
Asian	11%	Black	23%
Hispanic	21%	Other	6%
White	39%		

Overall

8

Math	7
Reading	8
Science	8
Incidents	10
Attendance	9

This school will serve grades 3-7 and 9-10 in 2020-21 and grades 3-8 and 9-11 in 2021-22. The ratings on this profile are based on data for grades K-5.

Mastbaum, Jules, Area Vocational Technical High School

Public District 3116 Frankford Avenue
Citywide Philadelphia, PA 19134



MFL: Allegheny
Bus: 3, 5, 54, 60, 89

Grades 9-12 215-400-7220

764 Students

Admissions Policy

Prospective students should have vocational interest in one of the career/technical education programs offered: Automotive, Business Computer and Information Technology, Carpentry, Culinary, Electrical, Graphic Arts, Health Information Management, Medical Records Technology, Plumbing, and Welding.

Points of Pride

Student ambassadors. Rigorous academic programs, including AP courses; industry-recognized and industry-approved Career and Technical Education (CTE) programs; College Possible program; College and Career Readiness course. National Honor Society. Industry partnerships.

Demographics

Female	42%	Male	58%
Special Ed	22%		
English Learner	11%		
Low-Income	80%		
Asian	1%	Black	42%
Hispanic	49%	Other	3%
White	5%		

Overall

1

Math	3
Reading	2
Science	1
Incidents	1
Attendance	2
College Bound	2

Graduation Rate:

86%

Masterman, Julia R., Laboratory and Demonstration School

Public District 1699 Spring Garden
Special Admit Street
Philadelphia, PA 19130



BSL: Spring Garden
Bus: 2, 43

Grades 5-12 215-400-7580

1,214 Students

Admissions Policy

Must have all A's and B's in major subjects, score at least the 88th percentile on 7th-grade PSSA, have completed Algebra 1 and French 1/Spanish 1, have exemplary attendance and punctuality, and have no negative disciplinary reports. Students accepted typically far exceed these minimums. An applicant's unique qualifications may be considered to enhance equity and school diversity.

Points of Pride

Top-ranked school in Pennsylvania and #22 in the country (U.S. News & World Report.) Nationally ranked chess team. 2011, 2013, 2014 and 2015 Gates Millennium Scholars. Extensive AP courses and offerings. 100% college acceptance rate. 2016 Middle States Accreditation. Class of 2016 included a Drexel Liberty Scholar, 13 National Merit Semi-Finalists and 21 National Merit Commended.

Demographics

Female	53%	Male	47%
Special Ed	3%		
Low-Income	21%		
Asian	29%	Black	15%
Hispanic	5%	Other	10%
White	41%		

Overall

10

Math	10
Reading	10
Science	10
Incidents	10
Attendance	10
College Bound	10

Graduation Rate:

100%

Mastery Charter School: Hardy Williams High School

Public Charter 5400 Warrington Avenue
Citywide Philadelphia, PA 19143



Bus: 52
Trolley: 13

Grades 7-12 267-499-2100

653 Students

Admissions Policy

Interested students must submit an application through Apply Philly Charter (applyphillycharter.org) before the application deadline. If there are more applications than seats available, a random lottery will be held. Preference is given to current students at Mastery Harritty Elementary School.

Points of Pride

90% or higher of seniors accepted to two- or four-year postsecondary colleges and programs. Sophomores complete an internship and learn about the workplace. AP classes and dual enrollment with Community College of Philadelphia. STEM honors program. Wide range of extracurricular programs and sports.

Demographics

Female	51%	Male	49%
Special Ed	22%		
English Learner	3%		
Low-Income	89%		
Asian	0%	Black	97%
Hispanic	2%	Other	1%
White	0%		

Overall

5

Math	4
Reading	5
Science	4
Incidents	6
Attendance	5
College Bound	6


High Growth

Graduation Rate:

79%

Mastery Charter School: Lenfest Campus

Public Charter Citywide 35 South 4th Street
Philadelphia, PA 19106
Grades 7-12 215-922-1902
577 Students

 **MFL:** 5th Street
Bus: 5, 9, 17, 21, 33,
38, 42, 44, 48, 57

Admissions Policy

Interested students must submit an application through Apply Philly Charter (applyphillycharter.org) before the application deadline. If there are more applications than seats available, a random lottery will be held. Preference is given to current students at Mastery Smedley Elementary School.

Points of Pride

Student leadership. Strong core programming. Electives. Social justice curriculum. Strong extracurriculars. Athletics.

Demographics

Female	46%	Male	54%
Special Ed	28%		
English Learner	3%		
Low-Income	79%		
Asian	1%	Black	79%
Hispanic	13%	Other	4%
White	3%		

Overall

Overall	4
Math	3
Reading	6
Science	5
Incidents	5
Attendance	3
College Bound	6

Graduation Rate:
68%

Mastery Charter School: Pickett Campus

Public Charter Citywide 5700 Wayne Avenue
Philadelphia, PA 19144
Grades 6-12 215-866-9000
898 Students

 **Bus:** 26, 53, 65, J, K
RR: Cheltenham

Admissions Policy

Interested students must submit an application through Apply Philly Charter (applyphillycharter.org) before the application deadline. If there are more applications than seats available, a random lottery will be held. Preference is given to current students at Mastery Smedley Elementary School.

Points of Pride

90% or more of seniors accepted to two- or four-year colleges and postsecondary programs. Sophomores complete an internship and learn about the workplace. AP classes and dual enrollment with Community College of Philadelphia. Wide range of extracurricular programs and sports.

Demographics

Female	49%	Male	51%
Special Ed	23%		
Low-Income	90%		
Asian	0%	Black	96%
Hispanic	3%	Other	1%
White	0%		

Overall

Overall	4
Math	2
Reading	6
Science	4
Incidents	5
Attendance	3
College Bound	7

Graduation Rate:
83%

Mastery Charter School: Shoemaker Campus

Public Charter Citywide 5301 Media Street
Philadelphia, PA 19131
Grades 7-12 267-296-7111
777 Students

 **Bus:** 52, G
Trolley: 10, 15

Admissions Policy

Interested students must submit an application through Apply Philly Charter (applyphillycharter.org) before the application deadline. If there are more applications than seats available, a random lottery will be held. Preference is given to current students at Mastery Mann and Bluford elementary schools.

Points of Pride

100% of seniors accepted to postsecondary education. Class of 2016 earned over \$6 million in scholarships. 95% of sophomores complete internships. 30% college graduation rate.

Demographics

Female	49%	Male	51%
Special Ed	26%		
English Learner	1%		
Low-Income	88%		
Asian	0%	Black	94%
Hispanic	2%	Other	4%
White	0%		

Overall

Overall	4
Math	2
Reading	4
Science	3
Incidents	4
Attendance	6
College Bound	5


Graduation Rate:
88%

Mastery Charter School: Simon Gratz High School

Public Charter Neighborhood 1798 West Hunting Park Avenue
Philadelphia, PA 19140

Grades 9-12

1,135 Students

 **BSL:** Hunting Park
Bus: 1, 2, 23, 53, R

Admissions Policy

Interested students must submit an application through Apply Philly Charter (applyphillycharter.org). Preference is given to students living in the Simon Gratz catchment. A lottery will be held for students who live outside of the catchment, space permitting.

Points of Pride

Students engage in close reading, deep thinking, high-level discourse and a range of writing opportunities, and learn and apply grade-level Common Core standards with increasing independence. Sophomores complete an internship. Rigorous science curriculum offerings. AP classes and dual enrollment with Community College of Philadelphia.

Demographics

Female	48%	Male	52%
Special Ed	34%		
English Learner	1%		
Low-Income	84%		
Asian	0%	Black	91%
Hispanic	5%	Other	4%
White	0%		

Overall

3

Math	2
Reading	4
Science	3
Incidents	4
Attendance	4
College Bound	4


Graduation Rate:
66%

Mastery Charter School: Thomas High Campus

Public Charter Citywide 927 Johnston Street
Philadelphia, PA 19148

Grades 7-12

687 Students

 **Bus:** 7, 23, 47, 47M, 68, G

Admissions Policy

Interested students must submit an application through Apply Philly Charter (applyphillycharter.org) before the application deadline. If there are more applications than seats available, a random lottery will be held. Preference is given to students residing in the priority catchment area in the 19148 zip code.

Points of Pride

90% or more of seniors accepted to two- or four-year colleges and postsecondary programs. Sophomores complete an internship and learn about the workplace. AP classes and dual enrollment with Community College of Philadelphia. Wide range of extracurricular programs and sports.

Demographics

Female	47%	Male	53%
Special Ed	19%		
English Learner	15%		
Low-Income	89%		
Asian	23%	Black	38%
Hispanic	20%	Other	4%
White	15%		

Overall

6

Math	4
Reading	7
Science	7
Incidents	8
Attendance	6
College Bound	6


Graduation Rate:
76%

Mathematics, Civics and Sciences Charter School of Philadelphia, Inc., The

Public Charter Citywide 447 North Broad Street
Philadelphia, PA 19123

Grades 1-12

1,013 Students

 **BSL:** Spring Garden
Bus: 4, 16, 43, 61

Admissions Policy

Admission is open to all eligible students who are residents of Philadelphia. Interested parents must submit the general application. A lottery will be held in mid-June, with preference for siblings of current students. High school students must possess sufficient course credits to enter the grade for which they are applying.

Points of Pride

MCSCS students raise \$800 to \$1,000 to feed and supply 500 homeless citizens each week; the Homeless Project supports the civics portion of our curriculum. The MCSCS choir provides inspiration throughout the Philadelphia region.

Demographics

Female	52%	Male	48%
Special Ed	5%		
Low-Income	68%		
Asian	0%	Black	97%
Hispanic	1%	Other	2%
White	0%		

Overall

5

Math	2
Reading	4
Science	4
Incidents	9
Attendance	6
College Bound	7

Graduation Rate:
93%

Mercy Career and Technical High School

**Private
Catholic**

2900 West Hunting Park
Avenue
Philadelphia, PA 19129



Bus: 1, 32, 48, 60, R

Grades 9-12

215-226-1225

306 Students

Admissions Policy

Mercy CTE requires prospective students to take an entrance test and provide references and elementary school records. Visit our Admissions page for more information (www.mercycte.org/admissions).

Points of Pride

Over the past five years, 94% of graduates have earned industry-recognized certifications or state licenses. Active co-op program. Dedicated faculty. Active community service corps with an annual week-long service learning trip. Learning support program. Certified free trade school. OSHA 10 training for all.

Demographics

Female	54%	Male	46%
Low-Income	53%		
Asian	2%	Black	60%
Hispanic	16%	Other	9%
White	13%		

Motivation High School

**Public District
Special Admit**

5900 Baltimore Avenue
Philadelphia, PA 19143



Bus: 46

Trolley: 34

Grades 9-12

215-400-7930

RR: Angora

401 Students

Admissions Policy

Must have A's and B's (with the exception of one C) on most recent final report card, exemplary attendance and punctuality, and no negative disciplinary reports. Interview and essay required.

Points of Pride

Positive relationships between staff and students. Students offered over \$1.8 million in scholarships/grants; many students engaged in college preparation. Member of UNICEF, National Honor Society and Al-Bustan. Partnership with Cobbs Creek Environmental Center, ACE Mentor Program and Upward Bound.

Demographics

Female	54%	Male	46%
Special Ed	13%		
English Learner	12%		
Low-Income	68%		
Asian	4%	Black	91%
Hispanic	2%	Other	2%
White	1%		

Overall

5

Math

3

Reading

3

Science

2

Incidents

6

Attendance

9

College Bound

4

Graduation Rate:

85%

Multicultural Academy Charter School

**Public Charter
Citywide**

3821 North Broad Street
Philadelphia, PA 19140



BSL: Erie

Bus: 16, 23, 53, 56,
H, XH

Grades 9-12

215-227-0513

273 Students

Admissions Policy

Interested students must submit an application through Apply Philly Charter (applyphillycharter.org) before the application deadline. If there are more applications than seats available, a random lottery will be held.

Points of Pride

100% of seniors accepted to post-secondary educational institutions; the class of 2018, with a total of 54 students, collectively earned nearly \$6 million in college scholarship offers. Small classes. Arts and music program. ESD and enrichment classes. Community service.

Demographics

Female	61%	Male	39%
Special Ed	14%		
English Learner	1%		
Low-Income	71%		
Asian	2%	Black	90%
Hispanic	7%	Other	1%
White	0%		

Overall

7

Math

7

Reading

8

Science

8

Incidents

10

Attendance

5

College Bound

8

High Growth



Graduation Rate:

95%

Nazareth Academy High School

Private Catholic
4001 Grant Avenue
Philadelphia, PA 19114
215-637-7676
Grades 9-12
385 Students

 **Bus:** 19, 66, 84
RR: Torresdale

Demographics

Female	100%	Male	0%
Low-Income	7%		
Asian	5%	Black	2%
Hispanic	6%	Other	5%
White	82%		

Admissions Policy

The formal admissions process begins in the fall of 8th grade. Nazareth believes in a holistic approach to admissions in that we use a student's application, academic transcript, teacher recommendation, High School Placement Test score, and personal interview in determining admission. During the admissions process, students are encouraged to spend a day with us through our Shadow Program.

Points of Pride

Nazareth is a sponsored ministry of the Sisters of the Holy Family of Nazareth. We offer more than 80 courses, including 21 Honors and 17 AP courses, as well as Dual Enrollment with Holy Family University. We have a 8-to-1 student-to-faculty ratio and an average class size of 15 students. The class of 2019 received over \$30 million in college scholarships and had a 100% college acceptance rate.

New Foundations Charter School: High School Campus

Public Charter Citywide
4850 Rhawn Street
Philadelphia, PA 19136
215-344-6410
Grades 9-12
770 Students

 **Bus:** 28, 84

Demographics

Female	50%	Male	50%
Special Ed	12%		
Low-Income	56%		
Asian	4%	Black	16%
Hispanic	19%	Other	2%
White	59%		

Overall	7
Math	7
Reading	7
Science	7
Incidents	8
Attendance	6
College Bound	6

Admissions Policy

Interested students must submit an application through Apply Philly Charter (applyphillycharter.org) before the application deadline. If there are more applications than seats available, a random lottery will be held.

Points of Pride

Strong academics. Focus on college and careers. Nationally recognized service learning program. National Honor Society and Junior National Honor Society. Full athletics program. Community garden. After-school and summer programs. High college acceptance and scholarship rates. Superior climate and culture.

Graduation Rate:
89%

Northeast High School

Public District Neighborhood
1601 Cottman Avenue
Philadelphia, PA 19111
215-728-5018
Grades 9-12
3,462 Students

 **Bus:** 19, 67, 70, 77

Demographics

Female	41%	Male	59%
Special Ed	13%		
English Learner	21%		
Low-Income	60%		
Asian	22%	Black	29%
Hispanic	26%	Other	7%
White	16%		

Overall	5
Math	5
Reading	6
Science	6
Incidents	3
Attendance	5
College Bound	6

Admissions Policy

Northeast accepts all students within its neighborhood catchment and offers a variety of courses for varied student interests. There are two CTE programs (Applied Visual and Interactive Design and Sports Marketing) that follow the citywide admissions process and a special-admission rigorous college-prep Magnet program.

Points of Pride

SPARC robotics program. Marine Advanced Technical Education program. Nationally accredited graphics programs. IB diploma program; Bronze Distinction AP Program. National Merit Scholar candidates; Drexel Liberty Scholars. 87% of graduates attend Ivy League, top-tier and other postsecondary colleges or have plans for internships, work or military.

Graduation Rate:
76%

Northeast Medical, Engineering, and Aerospace Magnet

Public District 1601 Cottman Avenue
Special Admit Philadelphia, PA 19111
Grades 9-12 215-400-3200



Bus: 19, 67, 70, 77

Admissions Policy

Must have all A's and B's on 7th-grade report card, score at or above the 85th percentile on the PSSA, and have good citizenship marks, a minimum of excused absences/latenesses and no negative disciplinary reports.

Points of Pride

Students have proven academic success. Past student awards include Gates Millennium Scholar Award, Drexel University Scholars and National Merit Scholar candidates. Students have also excelled outside of the classroom. The choir participated in the All City Choir competition, and several sports teams have won division championships.

Overbrook High School

Public District 5898 Lancaster Avenue
Neighborhood Philadelphia, PA 19131
Grades 9-12 215-400-7300
483 Students



Bus: 10, G

Admissions Policy

This school accepts all students within its neighborhood catchment. Students outside of the boundaries may apply and be admitted if there is space available. CTE programs follow a citywide admissions process.

Points of Pride

JROTC "Team Panther" Distinguished Unit in 2013 and 2014. CTE programs in Health Services, Building Maintenance, Building Trades Electrical Services and Digital Multimedia. Proud home of Wilt Chamberlain, a top 10 legend of the NBA, and Will "Fresh Prince" Smith.

Demographics

Female	46%	Male	54%
Special Ed	37%		
English Learner	1%		
Low-Income	73%		
Asian	0%	Black	94%
Hispanic	2%	Other	1%
White	3%		

Overall

	1
Math	1
Reading	1
Science	1
Incidents	1
Attendance	1
College Bound	3

Graduation Rate:

47%

Overbrook School for the Blind

Private Independent 6333 Malvern Avenue
 Philadelphia, PA 19151
Grades K-12 215-877-0313
131 Students



Bus: 46, 65, 105
Trolley: 10

Demographics

Low-Income	25%
------------	-----

Admissions Policy

Interested families must submit an application. Contact the school for more details on the admissions process.

Points of Pride

We have a 4-to-1 student-to-teacher ratio and provide a highly individualized learning experience, meeting the needs of all of our learners.

Parkway Center City Middle College High School

Public District 540 North 13th Street
Special Admit Philadelphia, PA 19123
Grades 9-12 215-400-7620
497 Students



BSL: Spring Garden
Bus: 2, 4, 16, 23, 43, 61

Admissions Policy

Must have A's and B's (at most one C) in major subjects on most recent final report card; score 70th percentile or higher on 7th-grade PSSA; and have exemplary attendance and punctuality, no negative disciplinary reports, and a positive attitude and aspirations to attend college. Participation in admissions essay session required. First-generation scholars will receive priority.

Points of Pride

The only Philadelphia high school where a student can graduate with a diploma along with an associate's degree. Respect for diversity. Excellent student and staff attendance. Top Performer in the Pennsylvania School Performance Profile.

Demographics

Female	62%	Male	38%
Special Ed	7%		
English Learner	2%		
Low-Income	60%		
Asian	9%	Black	71%
Hispanic	13%	Other	5%
White	2%		

Overall

8

Math	9
Reading	10
Science	7
Incidents	7
Attendance	6
College Bound	7
High Growth	

Graduation Rate:
97%

Parkway Northwest High School for Peace and Social Justice

Public District 6200 Crittenden Street
Special Admit Philadelphia, PA 19138
Grades 9-12 215-400-3390
273 Students



Bus: L, XH

Admissions Policy

Must have A's and B's (with the possible exception of one C) in major subjects on most recent final report card, score at or above the 70th percentile on 7th-grade PSSA, and have exemplary attendance and punctuality and no negative disciplinary reports. Must complete school and/or community volunteer hours and personal interview.

Points of Pride

More than \$500,000 in college scholarships and grants awarded to the class of 2018. One-to-one Chromebook program for all students. Cell phone collection each day to maximize learning in the classroom. Dual-enrollment program through Arcadia University. 120 hours of community service for students. Peace Day and Dr. Martin Luther King Jr. Legacy Day celebrations.

Demographics

Female	51%	Male	49%
Special Ed	16%		
English Learner	2%		
Low-Income	57%		
Asian	0%	Black	94%
Hispanic	3%	Other	2%
White	1%		

Overall

6

Math	4
Reading	5
Science	2
Incidents	4
Attendance	8
College Bound	7

Graduation Rate:
95%

Parkway West High School

Public District 4725 Fairmount Avenue
Special Admit Philadelphia, PA 19139
Grades 9-12 215-400-7710
319 Students



MFL: 46th Street
Bus: 30, 31, 43, 64
Trolley: 10

Admissions Policy

Must have A's and B's (at most one C) in major subjects, score at or above the 70th percentile on 7th-grade PSSA, and have excellent attendance, punctuality and behavior. An interest in an early childhood education college/career pathway is preferred but not required. Letters of recommendation and interview required.

Points of Pride

Rigorous academic program; AP courses and dual enrollment. Various opportunities for students to earn professional certifications. Summer internships; job guarantees from the school district for students who want to become teachers. State-of-the-art technology. Active college partnerships and workshops. Annual college fair and career day.

Demographics

Female	53%	Male	47%
Special Ed	16%		
English Learner	2%		
Low-Income	68%		
Asian	1%	Black	93%
Hispanic	2%	Other	3%
White	1%		

Overall

5

Math	5
Reading	5
Science	4
Incidents	8
Attendance	6
College Bound	4

Graduation Rate:
79%

Penn Treaty

Public District 600 East Thompson
Neighborhood Street
 Philadelphia, PA 19125
Grades 6-12
522 Students 215-400-3800



Bus: 15B, 25, 89

Admissions Policy

Follows School District policy for neighborhood schools. Students must live within designated boundaries; if they don't, they may apply to the school if space is available. Please note that this application process happens early in the school year and does not guarantee admission.

Points of Pride

Extended learning and extracurricular activities from October to June. Every classroom equipped with an interactive whiteboard. Full keyboard and guitar labs, art programs and two full gymnasiums.

Demographics

Female	43%	Male	57%
Special Ed	38%		
English Learner	9%		
Low-Income	79%		
Asian	2%	Black	31%
Hispanic	31%	Other	8%
White	28%		

Overall

2

Math

2

Reading

3

Science

4

Incidents

2

Attendance

3

College Bound

3

Graduation Rate:

69%

Penn, William, Charter School

Private Independent 3000 West School House
 Lane
 Philadelphia, PA 19144
Grades PK-12
965 Students 215-844-3460



Bus: K, R
RR: Queen Lane

Demographics

Low-Income	0%
------------	----

Admissions Policy

Selective admissions based on academic record, teacher recommendations and entrance examination.

Points of Pride

80% of AP exams scored 3 or higher; 52% of AP exams scored 4 or higher. 100% of graduates attend a four-year college within one year of graduation. Average class size is 15 to 18 students.

Pennsylvania School for the Deaf

Private Independent 100 West School House
 Lane
 Philadelphia, PA 19144
Grades PK-12
138 Students 215-951-4700



Bus: 23, 65, H, J, K, XH
RR: Cheltenham, Germantown

Demographics

Female	54%	Male	46%
Low-Income	100%		
Asian	3%	Black	44%
Hispanic	24%	Other	10%
White	19%		

Admissions Policy

Students must be referred in writing by their local educational agency (LEA). After receiving a written referral, PSD will contact the family. In almost all cases, a school visit is required for assessment.

Points of Pride

Services for a range of deaf and hard-of-hearing children ages birth through 21. Senator's school of excellence for deaf and hard-of-hearing students. Named a 2012 School of Excellence by the National Association of Special Education Teachers.

People for People Charter School

Public Charter Citywide 800 North Broad Street
Philadelphia, PA 19130



BSL: Fairmount
Bus: 4, 16

Grades K-8;11-12 215-763-7060

537 Students

Admissions Policy

Interested students must submit an application through Apply Philly Charter (applyphillycharter.org) before the application deadline. If there are more applications than seats available, a random lottery will be held.

Points of Pride

Nationally recruited staff. Targeted reading and mathematics intervention for every child; math and English twice a day. Challenging academics and enrichment activities daily after school and every Saturday. Summer enrichment camp at no cost for all grades with daily field trips and academics.

Demographics

Female	55%	Male	45%
Special Ed	26%		
Low-Income	75%		
Asian	0%	Black	98%
Hispanic	2%	Other	0%
White	0%		

This school will gradually transition to serve K-8 students only. For the 2020-21 school year, it will serve grades K-8 and 11-12. For the 2021-22 school year, it will serve grades K-8 and 12 only.

Overall

3

Math	2
Reading	4
Science	3
Incidents	2
Attendance	4

Philadelphia Academy Charter School

Public Charter Citywide 1700 Tomlinson Road
Philadelphia, PA 19116



Bus: 1, 14, 67

Grades 9-12 215-673-3990

438 Students

Admissions Policy

We are a lottery-based school. Our application cycle opens annually on October 1st and ends on January 1st.

Points of Pride

Parental involvement. Committed faculty and staff (low/no turnover). State-of-the-art biotechnology laboratory and upper-level elective science classes. One-to-one Chromebook initiative. Robust AP program.

Demographics

Female	50%	Male	50%
Special Ed	20%		
English Learner	1%		
Low-Income	33%		
Asian	3%	Black	8%
Hispanic	7%	Other	2%
White	80%		

Overall

6

Math	6
Reading	8
Science	8
Incidents	9
Attendance	4
College Bound	6

Graduation Rate:

87%

Philadelphia Classical School

Private Independent 1636 Sansom Street
Philadelphia, PA 19103



BSL: Walnut-Locust
MFL: 15th Street

Grades K-12 267-990-2698

111 Students

Bus: 2, 4, 6, 9, 12, 21, 27, 32, 42

RR: Suburban Station

Admissions Policy

Interested families must submit an application and \$60 application fee. Contact the school for more information on the admissions process.

Points of Pride

We value free play. We seek to make the private-school option affordable by use of a sliding scale.

Demographics

Low-Income	11%		
Asian	17%	Black	14%
Hispanic	4%	Other	20%
White	45%		

This school will be serving grades K-10 in 2020-21 to eventually serve grades K-12.

Incidents

10

Attendance

10

Philadelphia Electrical and Technology Charter High School

Public Charter Citywide 1420-22 Chestnut Street
Philadelphia, PA 19102
Grades 9-12 267-514-1823
596 Students



BSL: City Hall, Walnut-Locust
MFL: 15th Street
Bus: 4, 9, 16, 17, 21, 27, 31, 32, 33, 38, 42, 44, 48, 62, 78, 124, 125
Trolley: 10, 11, 13, 34, 36
RR: Suburban Station

Demographics

Female	49%	Male	51%
Special Ed	20%		
English Learner	5%		
Low-Income	68%		
Asian	2%	Black	78%
Hispanic	8%	Other	2%
White	10%		

Overall	4
Math	4
Reading	7
Science	5
Incidents	8
Attendance	3
College Bound	3
High Growth	

Graduation Rate:
86%

Admissions Policy

Interested students must submit an application through Apply Philly Charter (applyphillycharter.org) before the application deadline. If there are more applications than seats available, a random lottery will be held.

Points of Pride

Award-winning cooperative education program. Award-winning special education program. One-to-one iPad program. Vibrant community service program. 21st-Century Community Learning Center Program. Dual-enrollment program with CCP. Electrical industry orientation program; boat-building program.

Philadelphia Free School

Private Independent 4950 Springfield Avenue
Philadelphia, PA 19143
Grades K-12 215-218-9586
55 Students



Bus: 52, 64
Trolley: 13
RR: 49th Street

Demographics

Female	33%	Male	65%
Non-Binary	2%		
Low-Income	80%		
Asian	3%	Black	22%
Hispanic	8%	Other	20%
White	47%		

Graduation Rate:
100%

Admissions Policy

The most important criteria for admission are the family's understanding of our educational philosophy and the ability of the students to take responsibility for themselves. Students are admitted to PFS without regard to previous academic or behavioral record.

Points of Pride

We have one of the most racially, socioeconomically and geographically diverse student populations in the region. We are also the region's first, and only, Sudbury-model school.

This school is moving as of fall 2020 to 4950 Springfield Avenue, Philadelphia, PA 19143.

Philadelphia Military Academy

Public District Citywide 2118 North 13th Street
Philadelphia, PA 19122
Grades 9-12 215-684-5091
285 Students



BSL: Susquehanna-Dauphin
Bus: 4, 16, 23, 29

Demographics

Female	41%	Male	59%
Special Ed	18%		
English Learner	8%		
Low-Income	70%		
Asian	1%	Black	56%
Hispanic	36%	Other	3%
White	4%		

Overall	5
Math	5
Reading	6
Science	4
Incidents	6
Attendance	6
College Bound	3

Graduation Rate:
85%

Admissions Policy

Must have all A's, B's or C's on 7th- and 8th-grade report cards, at least a 5th-grade reading and math level, and good attendance and discipline. Interview required. Must attend orientation in August and agree to abide by the Army JROTC Cadet Creed and wear the uniforms.

Points of Pride


100% college acceptance rate; JROTC activities. Community service opportunities. Excellent fitness center. All students develop leadership skills.

Philadelphia Performing Arts: A String Theory Charter School (Vine Street Campus)

Public Charter Citywide 1600 Vine Street
Philadelphia, PA 19102

Grades 5-12 267-428-2224

1,403 Students

 **BSL:** Race-Vine
Bus: 2, 4, 16, 17, 27, 31, 32, 33, 38, 43, 44, 62, 78, 124, 125

RR: Suburban Station

Admissions Policy

The admissions process is conducted through a lottery system. The lottery takes place in February.

Points of Pride

An Apple Distinguished school, Performing Arts utilizes technology for project-based learning and interdisciplinary instruction, including the incorporation of incubator start-up companies whose work is integrated into the curriculum. The Majors Program allows students to spend 90 minutes a day cultivating knowledge and skill in an artistic or academic content area of study.

Demographics

Female	59%	Male	41%
Special Ed	15%		
English Learner	4%		
Low-Income	64%		
Asian	12%	Black	27%
Hispanic	8%	Other	8%
White	45%		

Overall

7

Math

6

Reading

7

Science

8

Incidents

10

Attendance

6

College Bound

7

High Growth



Graduation Rate:

94%

Philadelphia Virtual Academy

Public Cyber 440 North Broad Street
Suite G-3
Philadelphia, PA 19130

Grades 6-12

537 Students 215-400-3110

 **BSL:** Spring Garden

Demographics

Female	60%	Male	40%
Special Ed	14%		
English Learner	2%		
Low-Income	4%		
Asian	2%	Black	65%
Hispanic	14%	Other	5%
White	14%		

Admissions Policy

We are an open-enrollment school and have orientations scheduled throughout the school year. We expect students be in good disciplinary standing with the School District of Philadelphia and be able to read independently at the 7th-grade level.

Points of Pride


PVA graduates attend schools including the University of Pennsylvania, Moore College of Art, Temple University, Penn State University, Neumann University, Indiana University of Pennsylvania, Community College of Philadelphia and Wesley College.

Preparatory Charter School of Mathematics, Science, Technology and Careers

Public Charter Citywide 1928 Point Breeze Avenue
Philadelphia, PA 19145

Grades 9-12 215-334-6144

631 Students

 **BSL:** Snyder
Bus: 7, 29, 79

Demographics

Female	52%	Male	48%
Special Ed	13%		
English Learner	4%		
Low-Income	69%		
Asian	10%	Black	65%
Hispanic	8%	Other	2%
White	15%		

Overall

6

Math

4

Reading

8

Science

7

Incidents

10

Attendance

4

College Bound


6

Graduation Rate:

92%

Quadrat Academy

Private Independent 222 Brown Street
Philadelphia, PA 19123
Grades 6-12 267-997-7744

 **MFL:** Spring Garden
Bus: 5, 25, 43, 47, 57

Demographics

Female	50%	Male	50%
Special Ed		30%	
Asian	0%	Black	10%
Hispanic	0%	Other	0%
White	90%		

Incidents	10
Attendance	10

Admissions Policy

Admission is determined after careful consideration of each student. After a family submits an online application, we ask them to come in for a meeting with our team. The student is then invited for an individual or group activity, where we evaluate his or her communication, critical thinking and creativity skills. Our decision follows this activity.


Points of Pride

Our middle school program is designed to meet the needs of children during a challenging period of tremendous personal growth and change. The high school program is centered around the preparation of adolescents for adulthood. This requires a holistic approach in intellectual, creative, emotional and physical development of a student.

This school opened in fall 2018 and is currently serving all grades.

Randolph, A. Philip, Career and Technical High School

Public District Citywide 3101 Henry Avenue
Philadelphia, PA 19129
Grades 9-12 215-400-3840
416 Students

 **Bus:** 1, 32, 60, R

Demographics

Female	36%	Male	64%
Special Ed		24%	
English Learner		1%	
Low-Income		70%	
Asian	1%	Black	89%
Hispanic	3%	Other	5%
White	2%		

Overall	1
Math	2
Reading	3
Science	2
Incidents	4
Attendance	2
College Bound	1

Admissions Policy

Must have A's, B's or C's; no more than five unexcused and eight total absences per academic year; and no negative disciplinary reports on most recent final report card. Interview required.


Points of Pride

The school is committed to examining and implementing innovations in education, athletics and extracurricular activities that promote success in students' lives. Randolph has several partnerships with businesses and universities that provide resources to meet the needs of all students.

Graduation Rate:
77%

Revolution School

Private Independent 3033 West Glenwood
Avenue
Philadelphia, PA 19121
Grades 9-12 215-631-3697

 **Bus:** 3, 32, 48

Admissions Policy

Admissions process focuses on core educational values of empowerment, integration, joy and diversity. Must submit academic transcripts, 2 recommendations from educators, essay, and standardized test results (optional).


Points of Pride

Cultural competence. Access. Place-based. Progressive education.

This school opened in fall 2019 and will serve grades 9-10 in 2020-21 and grades 9-11 in 2021-22.

Robeson, Paul, High School for Human Services

Public District Citywide 4125 Ludlow Street
Philadelphia, PA 19104
Grades 9-12 215-400-7780
307 Students

 **MFL:** 40th Street
Bus: 21, 30, 40
Trolley: 10

Admissions Policy

Must have A's, B's or C's on most recent report card, no more than 10 absences and 5 latenesses, and no negative disciplinary reports. Interview required, by invitation only.

Points of Pride

Each graduating class averages \$1 million in academic college scholarship awards/grants. Partnerships with the University of Pennsylvania and Drexel University. Award-winning Health-Related Technology CTE program; new Sports Therapeutic Sciences Program. Championship girls track and basketball teams.

Demographics

Female	59%	Male	41%
Special Ed	20%		
English Learner	3%		
Low-Income	73%		
Asian	1%	Black	94%
Hispanic	2%	Other	3%
White	0%		


Overall

Math	4
Reading	6
Science	4
Incidents	6
Attendance	4
College Bound	4
High Growth	

Graduation Rate:
93%

Roman Catholic High School

Private Catholic 301 North Broad Street
Philadelphia, PA 19107
Grades 9-12 215-627-1270
879 Students

 **BSL:** Race-Vine
Bus: 2, 4, 16, 23
RR: Suburban Station

Admissions Policy

Applicants must take the HSPT in the fall of 8th grade; scholarships and placement are determined by this test. Must submit standardized testing scores and 7th- and 8th-grade report cards and teacher recommendation form. Interview may be required.

Points of Pride

The class of 2019 earned over \$23 million in college scholarships; 96% of graduates further their education. College partnerships allow selected students to earn college credits during 11th and 12th grades. 8 AP courses; more than 20 college-preparatory electives. 17 varsity sports programs.

Demographics

Female	0%	Male	100%
Low-Income	23%		
Asian	6%	Black	25%
Hispanic	7%	Other	6%
White	56%		

Overall

Math	4
Reading	8
Incidents	9
Attendance	10
College Bound	8

Graduation Rate:
100%

Roxborough High School

Public District Neighborhood 6498 Ridge Avenue
Philadelphia, PA 19128
Grades 9-12 215-400-3400
732 Students

 **Bus:** 9, 27, 32, 65

Admissions Policy

This school accepts all students within its neighborhood catchment. Students outside of the boundaries may apply and be admitted if there is space available. Admission criteria for students outside of the catchment area include good academic grades (C or better) and good attendance and behavior. CTE programs follow a citywide admissions process.

Points of Pride

All-academy college-preparatory and CTE high school. AP courses. New state-of-the-art TV studio and communications program. Partnerships with universities, businesses and organizations. Model STEAM program and makerspace. Award-winning JROTC program. Fall, winter and spring sports.

Demographics


Female	40%	Male	60%
Special Ed	35%		
English Learner	1%		
Low-Income	72%		
Asian	1%	Black	84%
Hispanic	4%	Other	3%
White	8%		

Overall

Math	2
Reading	2
Science	1
Incidents	1
Attendance	3
College Bound	4

Graduation Rate:
70%

St. Hubert Catholic High School for Girls

Private Catholic 7320 Torresdale Avenue
Philadelphia, PA 19136  **Bus:** 28, 56, 70, 84

Grades 9-12 215-624-6840

512 Students

Admissions Policy

Prospective students are required to complete an admission packet. Students must be in good academic and disciplinary standing in order to be considered for admission.

Points of Pride

Tradition of Catholic values. Largest women's athletic program in Philadelphia. Fine arts program that boasts a four-year art and music curriculum. 80% of teachers with graduate degrees in their areas of specialty. 1:1 iPad initiative in which all incoming students are given an iPad for their academic use.

Demographics

Female	100%	Male	0%
Special Ed	3%		
Low-Income	20%		
Asian	4%	Black	6%
Hispanic	11%	Other	4%
White	75%		


Overall

6

Math	1
Reading	7
Incidents	9
Attendance	9
College Bound	9

Graduation Rate:
100%

St. Joseph's Preparatory School

Private Catholic 1733 West Girard Avenue
Philadelphia, PA 19130  **BSL:** Girard
Bus: 2, 4, 16, 61

Grades 9-12 215-978-1950

909 Students

Trolley: 15
RR: Shuttle from Suburban Station

Admissions Policy

All applicants should strive to achieve mostly A's (or comparative numerical scores) in his 6th- and 7th-grade final report cards and 8th-grade first report card, receive an outstanding recommendation from his teacher(s), and receive a satisfactory score on the entrance exam.


Points of Pride

Only Jesuit school in Philadelphia. Located at 17th and Girard since 1851. Accessible from all over the Delaware Valley; 25% of students come from Philadelphia, 20% from New Jersey and 55% from the Pennsylvania suburbs. Alumni base of more than 11,000, many of whom occupy high-level positions throughout the city and region. Summer community service trips.

Demographics

Female	0%	Male	100%
Low-Income	0%		
Asian	3%	Black	8%
Hispanic	2%	Other	4%
White	83%		

SS. John Neumann and Maria Goretti Catholic High School

Private Catholic 1736 South 10th Street
Philadelphia, PA 19148  **BSL:** Tasker-Morris
Bus: 23, 29, 47M

Grades 9-12 215-465-8437

495 Students

Admissions Policy

We are looking for students with a desire to achieve and grow in a Catholic, college-preparatory, diverse environment. There is an admissions test, which is used to determine acceptance and the academic scholarships that are offered to many of our students. There is some need-based financial aid awarded.

Points of Pride

Focus on continuous teacher and curriculum improvement and development. College-going culture. College partnerships. 21 AP courses; SAT prep. Fine arts program with orchestra, four years of art, and budding dance and drama programs. Successful athletic program with numerous championships; over 25 extracurricular activities.

Demographics

Female	44%	Male	56%
Special Ed	4%		
English Learner	2%		
Low-Income	37%		
Asian	7%	Black	35%
Hispanic	7%	Other	3%
White	48%		

Overall


7

Math	2
Reading	6
Incidents	10
Attendance	10
College Bound	8

Graduation Rate:
100%

Sankofa Freedom Academy Charter School

Public Charter Citywide 2501 Kensington Avenue
Philadelphia, PA 19125
Grades K-12 215-288-2001
657 Students

 **MFL:** Church
Bus: 3, 5, 56

Admissions Policy

Any interested parent or student may apply; a lottery will be held if more applications are received than there are available spaces.

Points of Pride

International service projects in Ecuador, Jamaica, the Dominican Republic, the Gambia and Ethiopia. Six-week social action internships for seniors.

Demographics

Female	48%	Male	52%
Special Ed	15%		
English Learner	2%		
Low-Income	77%		
Asian	1%	Black	92%
Hispanic	3%	Other	4%
White	0%		


Overall

5
Math 3
Reading 5
Science 4
Incidents 8
Attendance 5
College Bound 7

Graduation Rate:
85%

Saul, Walter Biddle, High School of Agricultural Sciences

Public District Special Admit 7100 Henry Avenue
Philadelphia, PA 19128
Grades 9-12 215-400-3450
497 Students

 **Bus:** 9, 27, 35, 438,
446, 447

Admissions Policy

Must have A's and B's (at most one C) in major subjects on most recent report card, score at or above the 70th percentile on PSSA, and have no more than 15 absences and/or latenesses combined and no negative disciplinary reports over the past three years.

Points of Pride

Largest agricultural high school in the U.S.; all students are registered FFA members. Highly qualified staff; numerous Lindback Distinguished Teachers and National Board Certified Teachers. High levels of student success, including major installations and awards at the Philadelphia Flower Show and for animals shown at the Pennsylvania Farm Show.

Demographics

Female	61%	Male	39%
Special Ed	19%		
English Learner	1%		
Low-Income	55%		
Asian	1%	Black	61%
Hispanic	17%	Other	4%
White	17%		


Overall

5
Math 5
Reading 6
Science 4
Incidents 5
Attendance 4
College Bound 5

Graduation Rate:
95%

Sayre, William L., High School

Public District Neighborhood 5800 Walnut Street
Philadelphia, PA 19139
Grades 9-12 215-400-7800
411 Students

 **MFL:** 60th Street
Bus: 21, 31, 42, 46, G

Admissions Policy

This school accepts all students within its neighborhood catchment. Students outside of the boundaries may apply and be admitted if there is space available.

Points of Pride

School partnership with the Netter Center. Out of school time (OST) programs. Urban Nutrition Initiative Program and garden. Sayre Health Center Collaborative. Mural Arts Program. College and career program opportunities. Promise Corps. ELECT Program. TOPS (Teen Outreach Program). 9th Grade Academy.

Demographics

Female	40%	Male	60%
Special Ed	43%		
Low-Income	77%		
Asian	0%	Black	93%
Hispanic	2%	Other	4%
White	1%		

Overall

1
Math 2
Reading 2
Science 2
Incidents 2
Attendance 1
College Bound 1

Graduation Rate:
53%

School of the Future

Public District 4021 Parkside Avenue
Citywide Philadelphia, PA 19104
Grades 9-12 215-400-7790
550 Students

 **Bus:** 38, 40
Trolley: 15

Admissions Policy

In last school year, must have passed all classes with a C or better and have no out-of-school suspensions, no more than 10 unexcused absences and no more than 5 unexcused latenesses.

Points of Pride

100% of our graduates are accepted into at least one college.

Demographics

Female	46%	Male	54%
Special Ed	27%		
English Learner	2%		
Low-Income	73%		
Asian	1%	Black	90%
Hispanic	4%	Other	4%
White	1%		


Overall

Overall	3
Math	2
Reading	3
Science	3
Incidents	4
Attendance	5
College Bound	5

Graduation Rate:
82%

Science Leadership Academy

Public District 1482 Green Street
Special Admit Philadelphia, PA 19130
Grades 9-12 215-400-7830
500 Students

 **BSL:** Fairmount,
Spring Garden
Bus: 2, 4, 16, 61

Admissions Policy

Must have A's and B's (one C allowed), score at or above the 50th percentile on 7th-grade PSSA, and have good attendance, punctuality and behavior. Teacher or counselor recommendation and project-based interview required. Families must contact the school to set up an appointment for an interview.

Points of Pride

Class of 2018 received more than \$3 million in college financial aid. The CTE Engineering program has worked with the Easter Seals, Engineers Without Borders and many other organizations to develop tools to improve the lives of people all over the world. The CTE Digital Video program has been recognized nationally for their student films.

Demographics

Female	54%	Male	46%
Special Ed	15%		
English Learner	2%		
Low-Income	34%		
Asian	11%	Black	37%
Hispanic	10%	Other	5%
White	37%		

Overall

Overall	9
Math	8
Reading	10
Science	9
Incidents	9
Attendance	8
College Bound	9

Graduation Rate:
98%

Science Leadership Academy at Beeber

Public District 5925 Malvern Avenue
Special Admit Philadelphia, PA 19131
Grades 5-12 215-400-7270
541 Students

 **Bus:** 65, G

Admissions Policy

Must have A's and B's (at most one C), score at or above the 50th percentile on 7th-grade PSSA, and have good attendance, punctuality and behavior. Teacher or counselor recommendation and project-based interview required. Families must contact the school to set up an appointment for an interview.

Points of Pride

Our students, parents and staff. Franklin Institute partnership. Engineering maker space. Expanded engineering laboratory. Two new biochemistry laboratories. New library/information center. Urban garden. Partnerships with 25 companies. Recognized as one of the most innovative schools in the country.

Demographics

Female	50%	Male	50%
Special Ed	16%		
English Learner	4%		
Low-Income	47%		
Asian	3%	Black	67%
Hispanic	10%	Other	6%
White	14%		

Overall

Overall	7
Math	4
Reading	7
Science	7
Incidents	8
Attendance	8
College Bound	8

Graduation Rate:
95%

This school will serve grades 5-7 and 9-12 in 2020-21 and grades 5-12 in 2021-22.

Sophia Academy

**Private
Independent**
Grades 9-12

4261 North 5th Street
Esperanza College
Philadelphia, PA 19140
267-595-4723



Bus: 47, 56, 57

Admissions Policy

Open enrollment with rolling admissions to students who desire our unique, non-traditional education.

Points of Pride

Rigorous, hands-on curricula. Small classes. Nationally renowned reading and math intervention. Art, drama, music and artisan crafts for cognitive growth. Relational. Trauma-informed. Awakening Genius model. Student success.

South Philadelphia High School (Southern)

**Public District
Neighborhood**

2101 South Broad Street
Philadelphia, PA 19148



BSL: Snyder
Bus: 2, 4, 23, 37, 79

**Grades PK,
9-12**

215-400-8400

653 Students

Admissions Policy

This school accepts all students within its neighborhood catchment. Students outside of the boundaries may apply and be admitted if there is space available. CTE programs follow a citywide admissions process.

Points of Pride

Five CTE programs. U.S. Army JROTC. National Honor Society (one of the first 10 chapters in the United States). City of Philadelphia Community School. Extensive network of partnerships to support student success and opportunities. 9th-Grade Academy.

Demographics

Female	40%	Male	60%
Special Ed	33%		
English Learner	23%		
Low-Income	71%		
Asian	15%	Black	53%
Hispanic	14%	Other	6%
White	12%		

Overall

	1
Math	1
Reading	1
Science	2
Incidents	3
Attendance	3
College Bound	2

Graduation Rate:

55%

Springside Chestnut Hill Academy

**Private
Independent**

500 West Willow Grove
Avenue
Philadelphia, PA 19118



Bus: 23
RR: St. Martins

Grades PK-12

215-247-7007

1,005

Students

Admissions Policy

Students and families are encouraged to visit the school before applying. To apply, students must submit all application forms, along with a recommendation. Visit our website (www.sch.org) or contact the school for more specific information based on age of applicant.

Points of Pride

SCH Academy is the product of a 2010 merger between Springside School and Chestnut Hill Academy and combines nearly 300 years of academic excellence. SCH is distinguished by signature programs in entrepreneurial leadership, global travel, robotics and engineering, college preparation, new media, outdoor education, and the principles of sustainability.

Demographics

Low-Income	7%
------------	----

Strawberry Mansion High School

Public District Neighborhood 3133 Ridge Avenue
Philadelphia, PA 19121

Grades 9-12 215-400-7500

169 Students



Bus: 7, 32, 39, 48,
54, 61

Admissions Policy

This school accepts all students within its neighborhood catchment, but it is not enrolling for the graduating class of 2022. Students outside of the boundaries may apply and be admitted if there is space available.

Points of Pride

Strawberry Mansion is an exceptional school, rich in tradition with a focus on college prep and 21st-century skills that align to student interest. In years to come The Mansion will offer students three career pathways: music, media and management. Recently, The Mansion has partnered with D.A.S.H. to support our scholars in learning the business side of the music industry.

Demographics

Female	48%	Male	52%
Special Ed	38%		
Low-Income	68%		
Asian	0%	Black	91%
Hispanic	4%	Other	3%
White	2%		

This school serves grades 9-12, but is not enrolling for the graduating class of 2021-22. Call the school for more information.

Overall **1**

Math	1
Reading	3
Science	2
Incidents	1
Attendance	2
College Bound	2

Graduation Rate:
57%

Swenson Arts and Technology High School

Public District Citywide 2750 Red Lion Road
Philadelphia, PA 19114

Grades 9-12 215-400-3140

648 Students



Bus: 1, 14, 67

Admissions Policy

Must have all A's and B's (at most one C in a minor subject), no suspensions, no 3's in behavior for the past three years and no negative disciplinary reports. Must have an interest in and knowledge of Swenson's programs of study. Interview is required.

Points of Pride

Successful JROTC program. Award-winning girls track team for the past six years. Partnership with Philadelphia Academies, Burns Engineering, WHYY, State Farm and Comcast. Swenson students participate in Comcast and ACE Mentoring internships. Dedicated faculty and staff.

Demographics

Female	38%	Male	62%
Special Ed	24%		
English Learner	6%		
Low-Income	55%		
Asian	5%	Black	26%
Hispanic	30%	Other	4%
White	35%		

Overall **4**

Math	5
Reading	5
Science	4
Incidents	5
Attendance	5
College Bound	4

Graduation Rate:
95%

Tacony Academy Charter High School

Public Charter Citywide 6201 Keystone Street
Philadelphia, PA 19135

Grades 9-12 267-388-8656

388 Students



Bus: 19, 28

Admissions Policy

Interested students must submit an application through Apply Philly Charter (applyphillycharter.org) before the application deadline. If there are more applications than seats available, a random lottery will be held. Preference is given to students residing in the catchment areas of Abraham Lincoln and Northeast High Schools.

Points of Pride

We provide each student the opportunity to learn about the art of invention and applied science. This is accomplished through a curriculum focused on problem-solving that emphasizes the creative process, critical thinking and inquiry. As a community, we empower students to succeed in both college and career by inspiring students to engage in higher-order thinking and lifelong learning.

Demographics

Female	49%	Male	51%
Special Ed	17%		
English Learner	4%		
Low-Income	55%		
Asian	4%	Black	35%
Hispanic	21%	Other	12%
White	28%		

Overall **5**

Math	5
Reading	5
Science	5
Incidents	9
Attendance	3
College Bound	6

Graduation Rate:
92%

TECH Freire Charter High School

Public Charter Citywide 2221 North Broad Street
Philadelphia, PA 19132



BSL: Susquehanna-
Dauphin

Grades 9-12 267-507-1111

Bus: 4, 16, 39

490 Students

Admissions Policy

Interested students must submit an application through Apply Philly Charter (applyphillycharter.org) before the application deadline. If there are more applications than seats available, a random lottery will be held. Preference is given to students residing in the catchment area for Strawberry Mansion High School.

Points of Pride

TECH offers a comprehensive liberal arts education through tech integration, with a special focus on real-world experiences and exposure. Tech integration is the combining of technology with traditional classroom subjects to deepen and broaden learning. Our model promotes personalized, creative, project-based learning in an environment that emphasizes community, teamwork and nonviolence.

Demographics

Female	51%	Male	49%
Special Ed	21%		
English Learner	1%		
Low-Income	85%		
Asian	0%	Black	91%
Hispanic	4%	Other	4%
White	1%		

Overall

5

Math	3
Reading	7
Science	5
Incidents	5
Attendance	4
College Bound	6

Graduation Rate:

80%

U School, The

Public District Citywide 2000 North 7th Street
Philadelphia, PA 19122



Bus: 3, 39, 47
RR: Temple University

Grades 9-12 215-400-7460

253 Students

Admissions Policy

If you are a current 8th-grader in Philadelphia, you can join The U School! There are no academic, attendance or behavior admissions criteria. However, we require a visit and interview as part of the process (see the website for more details).

Points of Pride

New personalized and competency-based high school. Our school will grow with the input of our users (students, families, educators and community).

Demographics

Female	52%	Male	48%
Special Ed	25%		
English Learner	4%		
Low-Income	75%		
Asian	0%	Black	74%
Hispanic	19%	Other	4%
White	3%		

Overall

2

Math	1
Reading	3
Science	1
Incidents	3
Attendance	1
College Bound	5

Graduation Rate:

77%

Universal Audenried Charter School

Public Charter Neighborhood 3301 Tasker Street
Philadelphia, PA 19145



Bus: 12, 29, 64

Grades 9-12 215-952-4801

518 Students

Admissions Policy

Interested students must submit an application through Apply Philly Charter (applyphillycharter.org). Students residing within the catchment area are guaranteed admission. Citywide applicants may be offered admission, space permitting.

Points of Pride

Only state-approved Career and Technical Education high school with a Transportation Academy. Wall-to-Wall Academies. Master Scholar Leadership Program. City Year Corps members.

Demographics

Female	53%	Male	47%
Special Ed	28%		
English Learner	3%		
Low-Income	95%		
Asian	4%	Black	90%
Hispanic	3%	Other	1%
White	2%		

Overall

3

Math	3
Reading	6
Science	4
Incidents	8
Attendance	1
College Bound	3

Graduation Rate:

66%

Vaux Big Picture High School

Public District 2300 West Master Street
Neighborhood Philadelphia, PA 19121
Grades 9-12 267-507-9690
210 Students



Bus: 3, 7, 33, 61
Trolley: 15

Admissions Policy

Vaux Big Picture High School is a non-criteria admission school with a neighborhood preference. Students who are eager for a proven, college-preparatory, project-based high school experience are urged to apply!

Points of Pride

Vaux BPHS graduates will possess the academic, social and personal skills to successfully engage in postsecondary learning opportunities, find employment they enjoy and productively give back to their communities.

Demographics

Female	39%	Male	61%
Special Ed	34%		
English Learner	1%		
Low-Income	84%		
Asian	0%	Black	93%
Hispanic	4%	Other	2%
White	1%		

Incidents	1
Attendance	2

This school opened in fall 2017 and is serving grades 9-11 in 2019-20. It will reach its full capacity to serve grades 9-12 in 2020-21.

Washington, George, High School

Public District 10175 Bustleton Avenue
Neighborhood Philadelphia, PA 19116
Grades 9-12 215-400-3100
1,360 Students



Bus: 58, 67

Admissions Policy

This school accepts all students within its neighborhood catchment. Students outside of the boundaries who are interested in our International Baccalaureate, Culinary, Sports Management, Accounting or other programs must apply; admission is based on space availability and lottery. Priority will be given to students who meet the criteria and have a good attendance record.

Points of Pride

Students from 67 countries; 27 languages spoken. International Baccalaureate program and AP classes. Championship sports and academic teams: soccer, football, wrestling, boy's volleyball and baseball, National Academic League, Future Business Leaders of America and DECA.

Demographics

Female	45%	Male	55%
Special Ed	23%		
English Learner	21%		
Low-Income	54%		
Asian	17%	Black	31%
Hispanic	14%	Other	6%
White	32%		

Overall	4
Math	4
Reading	6
Science	4
Incidents	4
Attendance	4
College Bound	5

Graduation Rate:
71%

West Catholic Preparatory High School

Private Catholic 4501 Chestnut Street
 Philadelphia, PA 19139
Grades 9-12 215-386-2244
416 Students



MFL: 46th Street
Bus: 21, 31, 64

Admissions Policy

Incoming students must successfully pass the 8th grade and have a good record of attendance, punctuality and conduct. All interested students must take the West Catholic placement test and submit 7th- and 8th-grade marks and immunization records for final acceptance. Scholarships and financial aid opportunities are available.

Points of Pride

Nine Gates Millenium Scholars in the past 10 years. Twice awarded the National Blue Ribbon School of Excellence. 100% of graduating seniors accepted to college; the class of 2018 earned approximately \$13 million in scholarships. Partnerships and alliances with the University of Pennsylvania, Drexel, St. Joseph's, the University of the Sciences and Lankenau Hospital.

Demographics

Female	53%	Male	47%
English Learner	10%		
Low-Income	37%		
Asian	2%	Black	78%
Hispanic	9%	Other	3%
White	8%		

Overall	6
Math	3
Reading	3
Incidents	7
Attendance	10
College Bound	8

West Philadelphia High School Promise Academy

Public District 4901 Chestnut Street
Neighborhood Philadelphia, PA 19139
Grades 9-12 215-400-7900
445 Students



MFL: 46th Street,
52nd Street
Bus: 21, 31, 42, 64

Admissions Policy

This school accepts all students within its neighborhood catchment. Students outside of the boundaries may apply and be admitted if there is space available. CTE programs follow a citywide admissions process.

Points of Pride

Students explore outside of the community through the West Philadelphia High School Travel Abroad program, annual MLK Day of Service and Upward Bound. Students have the opportunity to join student government and the University of Pennsylvania Medical Pipeline Program. Delta Top Teen Outreach Program. Opportunity for 11th- and 12th-graders to participate in the AmeriCorps College Prep Program.

Demographics

Female	41%	Male	59%
Special Ed	40%		
English Learner	1%		
Low-Income	79%		
Asian	0%	Black	93%
Hispanic	2%	Other	3%
White	2%		

Overall

2
Math
3
Reading
3
Science
3
Incidents
2
Attendance
1
College Bound
3
Graduation Rate:

61%

Widener Memorial School

Public District 1450 West Olney Avenue
Citywide Philadelphia, PA 19141
Grades K-12 215-400-3710
152 Students



BSL: Olney
Bus: 6, 8, 16, 18, 22,
26, 55, 80, L

Admissions Policy

Widener Memorial is a special-education school that accommodates students with special needs that require a barrier-free environment. Students are referred to the school by their IEP team.

Points of Pride

Leadership. Staff. Students. Community partnerships with La Salle University, Willow Grove Settlement Music School, the Jenkintown Rotary Club, the 35th District Police, the Interac Club and Penn Charter School. After-school program provided by the Variety Club. Summer program during the entire month of July.

Demographics

Female	38%	Male	62%
Special Ed	98%		
English Learner	4%		
Low-Income	72%		
Asian	5%	Black	41%
Hispanic	11%	Other	33%
White	10%		

Incidents
8

Workshop School, The

Public District 221 South Hanson Street
Citywide Philadelphia, PA 19139
Grades 9-12 215-400-7730
255 Students



MFL: 46th Street
Bus: 21, 42, 64

Admissions Policy

There are no academic admission requirements. Students should understand that we are a hands-on, project-based school. The students who are most successful in our environment are eager to explore interests and passions, willing to collaborate, and able to persist through challenges and setbacks.

Points of Pride

Last year, student projects included organizing a mass incarceration symposium, fighting for a \$15/hour minimum wage, designing/building lamps and solar chargers, writing and producing a play, creating nonprofit business plans, and repairing and donating cars. All juniors completed internships; a third of juniors and seniors completed college courses.

Demographics

Female	34%	Male	66%
Special Ed	27%		
English Learner	4%		
Low-Income	76%		
Asian	3%	Black	85%
Hispanic	2%	Other	8%
White	2%		

Overall

3
Math
2
Reading
3
Incidents
5
Attendance
4
College Bound
4
Graduation Rate:

86%

YouthBuild Philadelphia Charter School

Public Charter
Citywide
Grade 12
225 Students

1231 North Broad Street
3rd & 5th Floors
Philadelphia, PA 19122
215-627-8671



BSL: Girard
Bus: 4, 16
Trolley: 15

Demographics

Female	54%	Male	46%
Special Ed	32%		
English Learner	1%		
Low-Income	100%		
Asian	0%	Black	90%
Hispanic	4%	Other	4%
White	2%		

Incidents

8

Admissions Policy

Applicants must complete a written application and an on-site information session and participate in a one-week Mental Toughness Training period in August in preparation for the school year. Applicants must be between the ages of 18 and 20 on the first day of school.

Points of Pride

Through the use of restorative practices, the school has a supportive school culture. The school deeply values the role of service; all enrolled students are part-time AmeriCorps members. The school places a strong emphasis on transition and success after YouthBuild.

All K-12 Schools by Alphabetical Order

A

63rd Street Multicultural Academy of Academic Excellence..	126
Academy at Palumbo	141
Ad Prima Charter School: Mount Airy Campus	95
Ad Prima Charter School: Overbrook Campus	126
Adaire, Alexander, School	57
Al-Aqsa Islamic Academy	74, 141
Allen, Dr. Allen D., Promise Academy	74
Allen, Ethan, School	57
Alliance for Progress Charter School.....	74
Alternative for the Middle Years at James Martin School (AMY).....	57
AMY Northwest (Academy for the Middle Years).....	95
Anderson School, Add B.	119
Archbishop Ryan Academy for the Deaf	58
Archbishop Ryan High School	141
Arthur, Chester A., School.....	109
Arts Academy at Benjamin Rush, The.....	142
ASPIRA Antonia Pantoja Community Charter School.....	75
ASPIRA Eugenio Maria de Hostos Charter School.....	58
ASPIRA John B. Stetson Charter School	58
ASPIRA Olney Charter High School.....	142

B

Bache-Martin Elementary School.....	75
Baldi, C.C.A, Middle School.....	45
Barry, Commodore John, Elementary School.....	126
Barton, Clara, Elementary School	58
Bartram, John, High School	142
Belmont Academy Charter School.....	127
Belmont Charter High School	143
Belmont Charter School.....	127
Bethune, Mary McLeod, Elementary School.....	75
Beulah Baptist Christian Day School.....	127
Blaine, James G., Academics Plus School	75
Blair Christian Academy.....	95
Blankenburg, Rudolph, Elementary School.....	127
Blessed Trinity Regional Catholic School	59
Bodine, William W., High School for International Affairs	143

Boys' Latin of Philadelphia Charter School: High School Campus	143
Boys' Latin of Philadelphia Charter School: Middle School Campus	128
Bregy, F. Amedee, Elementary School.....	109
Bridesburg School	59
Brown, Henry A., Elementary School	59
Brown, J.H., Elementary School	45
Bryant, William C., Elementary School	119
Building 21.....	144

C

C.B. Community School	144
Calvary Christian Academy	45, 144
Calvary Temple Christian Academy	109
Carnell, Laura H., School.....	46
Cassidy, Lewis C., Academics Plus School	128
Catharine, Joseph W., School.....	119
Cayuga Elementary School	76
Cedar Grove Christian Academy	46
Central High School	145
Childs, George W., Elementary School	110
Christ the King School	46
Christopher Columbus Charter School: North Campus.....	110
Christopher Columbus Charter School: South Campus	110
City School at Fairmount, The.....	76
City School at Poplar, The.....	76, 145
City School at Spruce Hill, The.....	128
Clemente, Roberto, Promise Academy.....	76
Comegys, B.B., Elementary School	120
Comly, Watson T., School	46
Community Academy of Philadelphia (CAP).....	59, 145
Community Partnership School	77
Constitution High School.....	146
Conwell, Russell H., Middle Magnet School	60
Cooke, Jay, Elementary School	77
Cook-Wissahickon Elementary School.....	96
Cornerstone Christian Academy.....	120
Cramp, William, Elementary School.....	77
Creative and Performing Arts, Philadelphia High School for the (CAPA)	146
Crefeld School, The	96, 146
Cristo Rey Philadelphia High School.....	147
Crooked Places Made Straight.....	110
Crossan, Kennedy C., Academics Plus Elementary School	47

D

Day, Anna B., School.....	96
De Burgos, Julia, Elementary School.....	77
Decatur, Stephen, Elementary School.....	47
Deep Roots Charter School.....	60
DePaul, an Independence Mission School.....	96
Dick, William, School.....	78
Discovery Charter School.....	128
Disston, Hamilton, Elementary School.....	60
Dobbins, Murrell, Career and Technical Education High School.....	147
Dobson, James, Elementary School.....	97
Duckrey, Dr. Tanner G., School.....	78
Dunbar, Paul L., Promise Academy.....	78

E

Edison, Thomas Alva, High School / John C. Fareira Skills Center.....	147
Edmonds, Franklin S., Elementary School.....	97
Elkin, Lewis, Elementary School.....	60
Ellwood Elementary School.....	97
Emlen Elementary School.....	97
Engineering and Science, George Washington Carver High School of.....	78, 148
Esperanza Academy Charter Elementary School.....	79
Esperanza Academy Charter High School.....	148
Esperanza Academy Charter Middle School.....	79
Excelsior School of Philadelphia, The.....	98

F

Farrell, Louis H., School.....	47
Father Judge High School.....	148
Fell, D. Newlin, School.....	111
Fels, Samuel, High School.....	149
Feltonville Intermediate School.....	61
Feltonville School of Arts and Sciences.....	61
Finletter, Thomas K., Academic Plus School.....	61
First Philadelphia Preparatory Charter School.....	61, 149
Fitler, Edwin, Academics Plus School.....	98
Fitzpatrick, Aloysius L., School.....	47
Folk Arts-Cultural Treasures Charter School.....	79
Forrest, Edwin, Elementary School.....	48
Fox Chase School.....	48
Frank, Anne, Elementary School.....	48
Frankford Friends School.....	62
Frankford High School.....	149
Franklin Learning Center High School.....	150
Franklin Towne Charter Elementary School.....	62

Franklin Towne Charter High School.....	150
Franklin, Benjamin, Elementary School.....	62
Franklin, Benjamin, High School.....	150
Freire Charter High School.....	151
Freire Charter Middle School.....	42
Friends Select School.....	42, 151
Furness High School.....	151

G

Germantown Friends School.....	98, 152
Gesu School.....	79
Gideon, Edward, School.....	80
Girard Academic Music Program (GAMP).....	111, 152
Girard College.....	80, 152
Girard, Stephen, Elementary School.....	111
Girls, Philadelphia High School for.....	153
Global Leadership Academy Charter School.....	129
Global Leadership Academy Southwest at Huey.....	120
Gompers, Samuel, Elementary School.....	129
Greater Hope Christian Academy Science and Research Center.....	120, 153
Green Woods Charter School.....	98
Greenberg, Joseph J., Elementary School.....	48
Greene Street Friends School.....	99
Greenfield, Albert M., School.....	42

H

Hackett, Horatio B., School.....	62
Hall, Prince, School.....	80
Hallahan, John W., Catholic Girls' High School.....	153
Hamilton, Andrew, School.....	129
Hancock, John, Demonstration Elementary School.....	49
Hancock, John, Demonstration Middle School- Gen. J. Harry LaBrum Campus.....	49
Harambee Institute of Science and Technology Charter School.....	129
Harding, Warren G., Middle School.....	63
Harrington, Avery D., Elementary School.....	121
Hartranft, John F., School.....	80
Henry, Charles W., School.....	99
Heston, Edward, Elementary School.....	130
Hill-Freedman World Academy.....	99, 154
Holme, Thomas, Elementary School.....	49
Holmesburg Christian Academy.....	49
Holy Cross, an Independence Mission School.....	99
Holy Innocents Area Catholic Elementary School.....	63
Holy Redeemer School.....	43
Hope Church School.....	100, 154
Hope Partnership for Education.....	81

Hopkinson, Francis, School	63
Houston, Henry H., Elementary School	100
Howe, Julia Ward, Academics Plus School	81
Hunter, William H., Elementary School	81
Hunting Park Christian Academy	81

I

Imhotep Institute Charter High School	154
Immaculate Heart of Mary School	100
Independence Charter School (ICS)	111
Independence Charter School West (ICSW)	121
Inquiry Charter School	130
International Christian High School	155
Islamic Education School, The (TIES)	130

J

Jackson, Andrew, Elementary School	112
Jenks, A.S., Academics Plus School	112
Jenks, J.S., Academy for Arts & Sciences	100
Jesus Is The Way Christian Academy	101
Jubilee School	130
Juniata Park Academy	63

K

Kearny, Gen. Philip, School	82
Kelley, William D., STEM Academy	82
Kelly, John B., Elementary School	101
Kenderton Elementary School	82
Kensington Creative and Performing Arts High School	155
Kensington Health Sciences Academy	155
Kensington High School	156
Key, Francis Scott, School	112
Keystone Academy Charter School	64
Kids World Christian Education Center (Germantown Campus)	101
Kids World Christian Education Center (West Philadelphia)	131
King, Martin Luther, High School Promise Academy	156
KIPP DuBois Collegiate Academy	156
KIPP North Philadelphia Academy	82
KIPP Philadelphia Elementary Academy	101
KIPP Philadelphia Preparatory Academy	83
KIPP West Philadelphia Elementary Academy	131
KIPP West Philadelphia Preparatory Charter School	121
Kirkbride, Eliza B., Elementary School	112

L

La Salle Academy	83
Laboratory Charter School of Communication and Languages: 4th Street Campus	83
Laboratory Charter School of Communication and Languages: 54th Street Campus	131
Laboratory Charter School of Communication and Languages: 59th Street Campus	131
Lamberton, Robert E., Elementary	132
Lankenau Environmental Science Magnet High School	157
Lawton, Henry W., Elementary School	64
Lea, Henry C., Elementary School	132
Liguori Academy	157
LINC (Learning in New Contexts) High School, The	157
Lincoln, Abraham, High School	158
Lindley Academy Charter School at Birney	83
Lingelbach, Anna L., School	102
Little Flower Catholic High School for Girls	158
Locke, Alain, Elementary School	132
Loesche, William H., Elementary School	50
Logan Elementary School	84
Logan Hope School	84
Longstreth, W. C., School	121
Lotus Academy	102
Lowell, James R., Elementary School	64
Ludlow, James R., School	84

M

Mariana Bracetti Academy Charter School	64, 158
Maritime Academy Charter: Elementary and Middle School Campus	65
Maritime Academy Charter: High School Campus	159
Marshall, John, Elementary School	65
Marshall, Thurgood, School	65
MaST Community Charter School	50, 159
MaST Community Charter School II: Lawncrest Campus	50
MaST Community Charter School II: Tacony Campus	65, 159
MaST Community Charter School III	50
Mastbaum, Jules, Area Vocational Technical High School	160
Masterman, Julia R., Laboratory and Demonstration School	84, 160
Mastery Charter Gratz Prep Middle School	85
Mastery Charter School: Clymer Elementary	85
Mastery Charter School: Frederick Douglass	85
Mastery Charter School: Grover Cleveland Campus	85
Mastery Charter School: Hardy Williams Elementary	122
Mastery Charter School: Hardy Williams High School	122, 160
Mastery Charter School: Harritty Elementary	122
Mastery Charter School: John Wister Elementary	102

Mastery Charter School: Lenfest Campus.....	43, 161
Mastery Charter School: Mann Elementary	132
Mastery Charter School: Pastorius-Richardson Elementary....	102
Mastery Charter School: Pickett Campus.....	103, 161
Mastery Charter School: Shoemaker Campus.....	133, 161
Mastery Charter School: Simon Gratz High School	162
Mastery Charter School: Smedley Elementary	66
Mastery Charter School: Thomas Elementary.....	113
Mastery Charter School: Thomas High Campus.....	113, 162
Mastery Prep Elementary.....	86
Maternity B.V.M. School.....	51
Mathematics, Civics and Sciences Charter School of Philadelphia, Inc., The.....	86, 162
Mayfair Elementary School.....	66
McCall, Gen. George A., Elementary School.....	43
McCloskey, John F., School.....	103
McClure, Alexander K., School.....	86
McDaniel, Delaplaine, Elementary School	113
McKinley, William, School.....	86
McMichael, Morton, School.....	133
Meade, Gen. George G., School.....	87
Meehan, Austin, Middle School.....	51
Memphis Street Academy Charter School.....	66
Mercy Career and Technical High School.....	163
Meredith, William M., School.....	113
Middle Years Alternative School for the Humanities.....	133
Mifflin, Thomas, School.....	103
Mitchell, S. Weir, Elementary School.....	122
Moffet, John, Elementary School	87
Moore, J. Hampton, School.....	51
Morris, Robert, School	87
Morrison, Andrew J., School	66
Morton, Thomas G., School	123
Mother of Divine Grace School.....	67
Motivation High School	163
Multicultural Academy Charter School.....	163
Muñoz Marin, Hon. Luis, Elementary School.....	87

N

Nazareth Academy Grade School.....	51
Nazareth Academy High School	164
Nebinger, George W., School	114
New Foundations Charter School: High School Campus..	164
New Foundations Charter School: K-8 Campus.....	52
New Life Alternatives Christian Academy	133
Northeast High School	164
Northeast Medical, Engineering, and Aerospace Magnet.....	165
Northwood Academy Charter School.....	67
Norwood-Fontbonne Academy.....	103

O

Olney Christian Elementary School.....	67
Olney Christian Middle School.....	67
Olney Elementary School.....	68
Our Lady of Calvary School.....	52
Our Lady of Hope Regional Catholic School	114
Our Lady of Port Richmond Regional Catholic School.....	68
Our Mother of Consolation Parish School	104
Our Mother of Sorrows/St. Ignatius of Loyola, an Independence Mission School.....	134
Overbrook Educational Center.....	134
Overbrook Elementary School	134
Overbrook High School.....	165
Overbrook School for the Blind.....	134, 165

P

Pan American Academy Charter School	88
Parkway Center City Middle College High School.....	166
Parkway Northwest High School for Peace and Social Justice.....	166
Parkway West High School	166
Patterson, John M., School	123
Peirce, Thomas M., School	88
Penn Alexander School	135
Penn Treaty	68, 167
Penn, William, Charter School.....	104, 167
Pennell, Joseph, Elementary School.....	88
Pennsylvania School for the Deaf.....	104, 167
Pennypacker, Samuel W., School.....	104
Penrose Elementary School.....	123
People for People Charter School.....	88, 168
Philadelphia Academy Charter School	52, 168
Philadelphia Charter School for Arts and Sciences, The.....	68
Philadelphia Classical School	43, 168
Philadelphia Electrical and Technology Charter High School	169
Philadelphia Free School	123, 169
Philadelphia Hebrew Public Charter School.....	105
Philadelphia Military Academy	169
Philadelphia Montessori Charter School	124
Philadelphia Performing Arts: A String Theory Charter School (East and West Campuses).....	114
Philadelphia Performing Arts: A String Theory Charter School (Vine Street Campus)	44, 170
Philadelphia School, The.....	114
Philadelphia Virtual Academy.....	89, 170
Politz Hebrew Academy	52
Pollock, Robert B., Elementary School.....	53
Potter-Thomas Promise Academy	89

Powel, Samuel, Elementary School	135
Preparatory Charter School of Mathematics, Science, Technology and Careers	170
Project Learn School	105

Q

Quadrat Academy	89, 171
Quba Institute	135

R

Randolph, A. Philip, Career and Technical High School.....	171
Red Lion Elementary School	53
Resurrection Regional Catholic School	53
Revolution School	171
Rhawnhurst Elementary School.....	53
Rhoads, James, Elementary School.....	135
Rhodes, E. Washington, Elementary School.....	89
Richard Allen Preparatory Charter School.....	124
Richmond Elementary School.....	69
Robeson, Paul, High School for Human Services.....	172
Roman Catholic High School.....	172
Roosevelt, Theodore, Elementary School	105
Rowen, William, Elementary School	105
Roxborough Christian School	106
Roxborough High School	172
Russell Byers Charter School.....	44

S

Saints Tabernacle Day School	91
Sankofa Freedom Academy Charter School.....	70, 174
Saul, Walter Biddle, High School of Agricultural Sciences	174
Sayre, William L., High School.....	174
School of the Future	175
Science Leadership Academy	175
Science Leadership Academy at Beeber.....	136, 175
Science Leadership Academy Middle School (SLA-MS)....	136
Sharswood, George W., Elementary School	116
Shawmont School	106
Shepherd's Christian Academy	137
Sheppard, Isaac, School.....	91
Sheridan, Philip, Elementary School	71
Solis-Cohen, Solomon, Academics Plus Elementary School	71
Sophia Academy.....	176
South Philadelphia High School (Southern)	176
Southwark School	116
Southwest Leadership Academy Charter School.....	125
Spring Garden Academy	92

Spring Garden School.....	92
Springside Chestnut Hill Academy	107, 176
Spruance, Gilbert, Elementary School	71
SS. John Neumann and Maria Goretti Catholic High School	173
St. Anselm Catholic School.....	54
St. Anthony of Padua Regional Catholic School	115
St. Athanasius School.....	106
St. Barnabas, an Independence Mission School	124
St. Cecilia School.....	54
St. Christopher School	54
St. Dominic School.....	54
St. Frances Cabrini, an Independence Mission School	136
St. Francis de Sales School	124
St. Francis Xavier School	90
St. Gabriel, an Independence Mission School.....	115
St. George School	69
St. Helena-Incarnation, an Independence Mission School..	69
St. Hubert Catholic High School for Girls.....	173
St. James School	90
St. Jerome Catholic School	55
St. Joseph's Preparatory School	173
St. Katherine of Siena Catholic Grade School	55
St. Laurentius School.....	69
St. Lucy Day School for Children with Visual Impairments	70
St. Malachy, an Independence Mission School	90
St. Martha Parish School	55
St. Martin de Porres, an Independence Mission School	90
St. Martin of Tours, an Independence Mission School	70
St. Mary Interparochial School.....	44
St. Matthew School.....	70
St. Monica School.....	115
St. Peter the Apostle School.....	91
St. Peter's School.....	115
St. Pio Catholic School.....	116
St. Raymond of Penafort, an Independence Mission School	106
St. Rose of Lima, an Independence Mission School.....	136
St. Thomas Aquinas, an Independence Mission School.....	116
St. Veronica, an Independence Mission School	91
Stanton, E.M., School.....	117
Stearne, Allen M., School.....	71
Steel, Edward T., School.....	92
Strawberry Mansion High School	177
Sullivan, James J., School.....	72
Swenson Arts and Technology High School	177

T

Tacony Academy Charter Elementary School	55
Tacony Academy Charter High School	177
Taggart, John H., School	117
Taylor, Bayard, School	92
TECH Freire Charter High School	178
Tilden Middle School	125
Timothy Academy	93

U

U School, The	178
Universal Alcorn Elementary School	117
Universal Alcorn Middle Years Academy	117
Universal Audenried Charter School	178
Universal Bluford Charter School	137
Universal Creighton Charter School	72
Universal Daroff Charter School	137
Universal Institute Charter School	118
Universal Vare Charter School	118

V

Vare-Washington School	118
Vaux Big Picture High School	179
Visitation B.V.M. School	72

W

Wagner, Gen. Louis, Middle School	107
Waldorf School of Philadelphia, The	107
Waring, Laura Wheeler, School	93
Washington Jr., Grover, Middle School	72
Washington, George, High School	179
Washington, Martha, School	137
Webster, John H., Elementary School	73
Welsh, John, Elementary School	93
West Catholic Preparatory High School	179
West Oak Lane Charter School	107
West Philadelphia Achievement Charter Elementary School	138
West Philadelphia High School Promise Academy	180
Widener Memorial School	93, 180
Willard, Frances E., School	73
Wilson, Woodrow, Middle School	56
Wissahickon Charter School: Awbury Campus	108
Wissahickon Charter School: Fernhill Campus	108
Woodbine Academy	138
Workshop School, The	180
Wright, Richard R., School	94

Y

Young Scholars Charter School	94
YouthBuild Philadelphia Charter School	181

Z

Ziegler, William H., Elementary School	73
--	----

All K-12 Schools by Type

Public District Neighborhood

Adaire, Alexander, School.....	57	Emlen Elementary School.....	97
Allen, Dr. Allen D., Promise Academy.....	74	Farrell, Louis H., School.....	47
Allen, Ethan, School.....	57	Fell, D. Newlin, School.....	111
Anderson School, Add B.....	119	Fels, Samuel, High School.....	149
Arthur, Chester A., School.....	109	Feltonville Intermediate School.....	61
Bache-Martin Elementary School.....	75	Feltonville School of Arts and Sciences.....	61
Baldi, C.C.A, Middle School.....	45	Finletter, Thomas K., Academic Plus School.....	61
Barry, Commodore John, Elementary School.....	126	Fitzpatrick, Aloysius L., School.....	47
Barton, Clara, Elementary School.....	58	Forrest, Edwin, Elementary School.....	48
Bartram, John, High School.....	142	Fox Chase School.....	48
Bethune, Mary McLeod, Elementary School.....	75	Frank, Anne, Elementary School.....	48
Blaine, James G., Academics Plus School.....	75	Frankford High School.....	149
Blankenburg, Rudolph, Elementary School.....	127	Franklin, Benjamin, Elementary School.....	62
Bregy, F. Amedee, Elementary School.....	109	Franklin, Benjamin, High School.....	150
Bridesburg School.....	59	Furness High School.....	151
Brown, Henry A., Elementary School.....	59	Gideon, Edward, School.....	80
Brown, J.H., Elementary School.....	45	Girard, Stephen, Elementary School.....	111
Bryant, William C., Elementary School.....	119	Gompers, Samuel, Elementary School.....	129
Carnell, Laura H., School.....	46	Greenberg, Joseph J., Elementary School.....	48
Cassidy, Lewis C., Academics Plus School.....	128	Greenfield, Albert M., School.....	42
Catharine, Joseph W., School.....	119	Hackett, Horatio B., School.....	62
Cayuga Elementary School.....	76	Hall, Prince, School.....	80
Childs, George W., Elementary School.....	110	Hamilton, Andrew, School.....	129
Clemente, Roberto, Promise Academy.....	76	Hancock, John, Demonstration Elementary School.....	49
Comegys, B.B., Elementary School.....	120	Hancock, John, Demonstration Middle School- Gen. J. Harry LaBrum Campus.....	49
Comly, Watson T., School.....	46	Harding, Warren G., Middle School.....	63
Cooke, Jay, Elementary School.....	77	Harrington, Avery D., Elementary School.....	121
Cook-Wissahickon Elementary School.....	96	Hartranft, John F., School.....	80
Cramp, William, Elementary School.....	77	Henry, Charles W., School.....	99
Crossan, Kennedy C., Academics Plus Elementary School.....	47	Heston, Edward, Elementary School.....	130
Day, Anna B., School.....	96	Holme, Thomas, Elementary School.....	49
De Burgos, Julia, Elementary School.....	77	Hopkinson, Francis, School.....	63
Decatur, Stephen, Elementary School.....	47	Houston, Henry H., Elementary School.....	100
Dick, William, School.....	78	Howe, Julia Ward, Academics Plus School.....	81
Disston, Hamilton, Elementary School.....	60	Hunter, William H., Elementary School.....	81
Dobson, James, Elementary School.....	97	Jackson, Andrew, Elementary School.....	112
Duckrey, Dr. Tanner G., School.....	78	Jenks, A.S., Academics Plus School.....	112
Dunbar, Paul L., Promise Academy.....	78	Jenks, J.S., Academy for Arts & Sciences.....	100
Edison, Thomas Alva, High School / John C. Fareira Skills Center.....	147	Juniata Park Academy.....	63
Edmonds, Franklin S., Elementary School.....	97	Kearny, Gen. Philip, School.....	82
Elkin, Lewis, Elementary School.....	60	Kelley, William D., STEM Academy.....	82
Ellwood Elementary School.....	97	Kelly, John B., Elementary School.....	101
		Kenderton Elementary School.....	82
		Kensington Creative and Performing Arts High School.....	155
		Kensington Health Sciences Academy.....	155
		Kensington High School.....	156
		Key, Francis Scott, School.....	112
		King, Martin Luther, High School Promise Academy.....	156
		Kirkbride, Eliza B., Elementary School.....	112
		Lamberton, Robert E., Elementary.....	132

Lawton, Henry W., Elementary School	64
Lea, Henry C., Elementary School.....	132
Lincoln, Abraham, High School	158
Lingelbach, Anna L., School.....	102
Locke, Alain, Elementary School	132
Loesche, William H., Elementary School.....	50
Logan Elementary School.....	84
Longstreth, W. C., School.....	121
Lowell, James R., Elementary School.....	64
Ludlow, James R., School.....	84
Marshall, John, Elementary School.....	65
Marshall, Thurgood, School.....	65
Mayfair Elementary School.....	66
McCall, Gen. George A., Elementary School.....	43
McCloskey, John F., School.....	103
McClure, Alexander K., School.....	86
McDaniel, Delaplaine, Elementary School.....	113
McKinley, William, School.....	86
McMichael, Morton, School.....	133
Meade, Gen. George G., School.....	87
Meehan, Austin, Middle School.....	51
Meredith, William M., School.....	113
Mifflin, Thomas, School.....	103
Mitchell, S. Weir, Elementary School.....	122
Moffet, John, Elementary School	87
Moore, J. Hampton, School.....	51
Morris, Robert, School	87
Morrison, Andrew J., School	66
Morton, Thomas G., School	123
Muñoz Marin, Hon. Luis, Elementary School	87
Nebinger, George W., School	114
Northeast High School	164
Olney Elementary School.....	68
Overbrook Elementary School	134
Overbrook High School.....	165
Patterson, John M., School	123
Peirce, Thomas M., School	88
Penn Alexander School	135
Penn Treaty	68, 167
Pennell, Joseph, Elementary School.....	88
Pennypacker, Samuel W., School.....	104
Penrose Elementary School	123
Pollock, Robert B., Elementary School	53
Potter-Thomas Promise Academy	89
Powel, Samuel, Elementary School	135
Rhawnhurst Elementary School.....	53
Rhoads, James, Elementary School	135
Rhodes, E. Washington, Elementary School.....	89
Richmond Elementary School.....	69
Roosevelt, Theodore, Elementary School	105
Rowen, William, Elementary School	105

Roxborough High School	172
Sayre, William L., High School.....	174
Science Leadership Academy Middle School (SLA-MS)....	136
Sharswood, George W., Elementary School	116
Shawmont School	106
Sheppard, Isaac, School.....	91
Sheridan, Philip, Elementary School	71
Solis-Cohen, Solomon, Academics Plus Elementary School	71
South Philadelphia High School (Southern).....	176
Southwark School	116
Spring Garden School.....	92
Spruance, Gilbert, Elementary School	71
Stanton, E.M., School.....	117
Stearne, Allen M., School	71
Steel, Edward T., School.....	92
Strawberry Mansion High School	177
Sullivan, James J., School.....	72
Taggart, John H., School.....	117
Taylor, Bayard, School.....	92
Tilden Middle School	125
Vare-Washington School.....	118
Vaux Big Picture High School.....	179
Wagner, Gen. Louis, Middle School	107
Waring, Laura Wheeler, School.....	93
Washington Jr., Grover, Middle School	72
Washington, George, High School.....	179
Washington, Martha, School.....	137
Webster, John H., Elementary School.....	73
Welsh, John, Elementary School	93
West Philadelphia High School Promise Academy	180
Willard, Frances E., School	73
Wilson, Woodrow, Middle School.....	56
Wright, Richard R., School.....	94
Ziegler, William H., Elementary School.....	73

Public District Citywide

Alternative for the Middle Years at James Martin School (AMY).....	57
Building 21.....	144
Constitution High School.....	146
Dobbins, Murrell, Career and Technical Education High School	147
Fitler, Edwin, Academics Plus School.....	98
LINC (Learning in New Contexts) High School, The.....	157
Mastbaum, Jules, Area Vocational Technical High School	160
Middle Years Alternative School for the Humanities	133
Overbrook Educational Center	134
Philadelphia Military Academy	169
Randolph, A. Philip, Career and Technical High School.....	171

Robeson, Paul, High School for Human Services.....	172
School of the Future	175
Swenson Arts and Technology High School	177
U School, The	178
Widener Memorial School.....	93, 180
Workshop School, The.....	180

Public District Special Admission

Academy at Palumbo	141
AMY Northwest (Academy for the Middle Years).....	95
Arts Academy at Benjamin Rush, The.....	142
Bodine, William W., High School for International Affairs	143
Central High School	145
Conwell, Russell H., Middle Magnet School	60
Creative and Performing Arts, Philadelphia High School for the (CAPA)	146
Engineering and Science, George Washington Carver High School of.....	78, 148
Franklin Learning Center High School.....	150
Girard Academic Music Program (GAMP).....	111, 152
Girls, Philadelphia High School for.....	153
Hill-Freedman World Academy.....	99, 154
Lankenau Environmental Science Magnet High School	157
Masterman, Julia R., Laboratory and Demonstration School	84, 160
Motivation High School	163
Northeast Medical, Engineering, and Aerospace Magnet	165
Parkway Center City Middle College High School.....	166
Parkway Northwest High School for Peace and Social Justice.....	166
Parkway West High School	166
Saul, Walter Biddle, High School of Agricultural Sciences	174
Science Leadership Academy	175
Science Leadership Academy at Beeber	136, 175

Public Charter Neighborhood

ASPIRA John B. Stetson Charter School	58
ASPIRA Olney Charter High School.....	142
Belmont Academy Charter School.....	127
Belmont Charter School.....	127
Global Leadership Academy Southwest at Huey	120
Lindley Academy Charter School at Birney.....	83
Mastery Charter Gratz Prep Middle School	85
Mastery Charter School: Clymer Elementary.....	85
Mastery Charter School: Frederick Douglass	85
Mastery Charter School: Grover Cleveland Campus.....	85
Mastery Charter School: Harrity Elementary	122
Mastery Charter School: John Wister Elementary	102

Mastery Charter School: Mann Elementary	132
Mastery Charter School: Pastorius-Richardson Elementary ...	102
Mastery Charter School: Simon Gratz High School	162
Mastery Charter School: Smedley Elementary	66
Memphis Street Academy Charter School.....	66
Philadelphia Charter School for Arts and Sciences, The.....	68
Universal Alcorn Elementary School	117
Universal Alcorn Middle Years Academy.....	117
Universal Audenried Charter School	178
Universal Bluford Charter School	137
Universal Creighton Charter School.....	72
Universal Daroff Charter School	137
Universal Vare Charter School	118

Public Charter Citywide

Ad Prima Charter School: Mount Airy Campus	95
Ad Prima Charter School: Overbrook Campus.....	126
Alliance for Progress Charter School.....	74
ASPIRA Antonia Pantoja Community Charter School.....	75
ASPIRA Eugenio Maria de Hostos Charter School.....	58
Belmont Charter High School	143
Boys' Latin of Philadelphia Charter School: High School Campus	143
Boys' Latin of Philadelphia Charter School: Middle School Campus	128
Christopher Columbus Charter School: North Campus.....	110
Christopher Columbus Charter School: South Campus	110
Community Academy of Philadelphia (CAP).....	59, 145
Deep Roots Charter School.....	60
Discovery Charter School.....	128
Esperanza Academy Charter Elementary School	79
Esperanza Academy Charter High School.....	148
Esperanza Academy Charter Middle School.....	79
First Philadelphia Preparatory Charter School	61, 149
Folk Arts-Cultural Treasures Charter School	79
Franklin Towne Charter Elementary School.....	62
Franklin Towne Charter High School	150
Freire Charter High School	151
Freire Charter Middle School.....	42
Global Leadership Academy Charter School.....	129
Green Woods Charter School	98
Harambee Institute of Science and Technology Charter School	129
Imhotep Institute Charter High School	154
Independence Charter School (ICS).....	111
Independence Charter School West (ICSW).....	121
Inquiry Charter School.....	130
Keystone Academy Charter School	64
KIPP DuBois Collegiate Academy	156

KIPP North Philadelphia Academy	82
KIPP Philadelphia Elementary Academy	101
KIPP Philadelphia Preparatory Academy	83
KIPP West Philadelphia Elementary Academy	131
KIPP West Philadelphia Preparatory Charter School.....	121
Laboratory Charter School of Communication and Languages: 4th Street Campus	83
Laboratory Charter School of Communication and Languages: 54th Street Campus.....	131
Laboratory Charter School of Communication and Languages: 59th Street Campus.....	131
Mariana Bracetti Academy Charter School	64, 158
Maritime Academy Charter: Elementary and Middle School Campus	65
Maritime Academy Charter: High School Campus.....	159
MaST Community Charter School.....	50, 159
MaST Community Charter School II: Lawncrest Campus...	50
MaST Community Charter School II: Tacony Campus.....	65, 159
MaST Community Charter School III.....	50
Mastery Charter School: Hardy Williams Elementary.....	122
Mastery Charter School: Hardy Williams High School.....	122, 160
Mastery Charter School: Lenfest Campus.....	43, 161
Mastery Charter School: Pickett Campus.....	103, 161
Mastery Charter School: Shoemaker Campus.....	133, 161
Mastery Charter School: Thomas Elementary.....	113
Mastery Charter School: Thomas High Campus.....	113, 162
Mastery Prep Elementary.....	86
Mathematics, Civics and Sciences Charter School of Philadelphia, Inc., The.....	86, 162
Multicultural Academy Charter School.....	163
New Foundations Charter School: High School Campus..	164
New Foundations Charter School: K-8 Campus.....	52
Northwood Academy Charter School.....	67
Pan American Academy Charter School	88
People for People Charter School.....	88, 168
Philadelphia Academy Charter School	52, 168
Philadelphia Electrical and Technology Charter High School.	169
Philadelphia Hebrew Public Charter School.....	105
Philadelphia Montessori Charter School	124
Philadelphia Performing Arts: A String Theory Charter School (East and West Campuses).....	114
Philadelphia Performing Arts: A String Theory Charter School (Vine Street Campus).....	44, 170
Preparatory Charter School of Mathematics, Science, Technology and Careers	170
Richard Allen Preparatory Charter School.....	124
Russell Byers Charter School.....	44
Sankofa Freedom Academy Charter School.....	70, 174
Southwest Leadership Academy Charter School.....	125
Tacony Academy Charter Elementary School	55
Tacony Academy Charter High School.....	177

TECH Freire Charter High School.....	178
Universal Institute Charter School	118
West Oak Lane Charter School.....	107
West Philadelphia Achievement Charter Elementary School	138
Wissahickon Charter School: Awbury Campus	108
Wissahickon Charter School: Fernhill Campus	108
Young Scholars Charter School.....	94
YouthBuild Philadelphia Charter School.....	181

Public Cyber

Philadelphia Virtual Academy.....	89, 170
-----------------------------------	---------

Private Catholic

Archbishop Ryan Academy for the Deaf	58
Archbishop Ryan High School	141
Blessed Trinity Regional Catholic School	59
Christ the King School	46
Cristo Rey Philadelphia High School.....	147
DePaul, an Independence Mission School.....	96
Father Judge High School.....	148
Gesu School.....	79
Hallahan, John W., Catholic Girls' High School	153
Holy Cross, an Independence Mission School	99
Holy Innocents Area Catholic Elementary School	63
Holy Redeemer School.....	43
Immaculate Heart of Mary School.....	100
La Salle Academy.....	83
Little Flower Catholic High School for Girls.....	158
Maternity B.V.M. School.....	51
Mercy Career and Technical High School.....	163
Mother of Divine Grace School.....	67
Nazareth Academy Grade School.....	51
Nazareth Academy High School	164
Norwood-Fontbonne Academy	103
Our Lady of Calvary School	52
Our Lady of Hope Regional Catholic School	114
Our Lady of Port Richmond Regional Catholic School.....	68
Our Mother of Consolation Parish School	104
Our Mother of Sorrows/St. Ignatius of Loyola, an Independence Mission School.....	134
Resurrection Regional Catholic School.....	53
Roman Catholic High School	172
SS. John Neumann and Maria Goretti Catholic High School	173
St. Anselm Catholic School.....	54
St. Anthony of Padua Regional Catholic School	115
St. Athanasius School.....	106
St. Barnabas, an Independence Mission School	124

St. Cecilia School	54
St. Christopher School.....	54
St. Dominic School.....	54
St. Frances Cabrini, an Independence Mission School	136
St. Francis de Sales School.....	124
St. Francis Xavier School	90
St. Gabriel, an Independence Mission School.....	115
St. George School	69
St. Helena-Incarnation, an Independence Mission School.....	69
St. Hubert Catholic High School for Girls.....	173
St. Jerome Catholic School	55
St. Joseph's Preparatory School	173
St. Katherine of Siena Catholic Grade School	55
St. Laurentius School.....	69
St. Lucy Day School for Children with Visual Impairments.....	70
St. Malachy, an Independence Mission School	90
St. Martha Parish School.....	55
St. Martin de Porres, an Independence Mission School.....	90
St. Martin of Tours, an Independence Mission School	70
St. Mary Interparochial School.....	44
St. Matthew School.....	70
St. Monica School.....	115
St. Peter the Apostle School.....	91
St. Pio Catholic School.....	116
St. Raymond of Penafort, an Independence Mission School	106
St. Rose of Lima, an Independence Mission School.....	136
St. Thomas Aquinas, an Independence Mission School.....	116
St. Veronica, an Independence Mission School	91
Visitation B.V.M. School.....	72
West Catholic Preparatory High School	179

Private Independent

63rd Street Multicultural Academy of Academic Excellence	126
Al-Aqsa Islamic Academy	74, 141
Beulah Baptist Christian Day School.....	127
Blair Christian Academy.....	95
C.B. Community School.....	144
Calvary Christian Academy	45, 144
Calvary Temple Christian Academy	109
Cedar Grove Christian Academy	46
City School at Fairmount, The.....	76
City School at Poplar, The.....	76, 145
City School at Spruce Hill, The.....	128
Community Partnership School.....	77
Cornerstone Christian Academy.....	120
Crefeld School, The	96, 146
Crooked Places Made Straight.....	110

Excelsior School of Philadelphia, The.....	98
Frankford Friends School.....	62
Friends Select School.....	42, 151
Germantown Friends School	98, 152
Girard College.....	80, 152
Greater Hope Christian Academy Science and Research Center.....	120, 153
Greene Street Friends School	99
Holmesburg Christian Academy	49
Hope Church School.....	100, 154
Hope Partnership for Education	81
Hunting Park Christian Academy.....	81
International Christian High School.....	155
Islamic Education School, The (TIES).....	130
Jesus Is The Way Christian Academy	101
Jubilee School.....	130
Kids World Christian Education Center (Germantown Campus).....	101
Kids World Christian Education Center (West Philadelphia)	131
Liguori Academy	157
Logan Hope School.....	84
Lotus Academy	102
New Life Alternatives Christian Academy	133
Olney Christian Elementary School.....	67
Olney Christian Middle School.....	67
Overbrook School for the Blind.....	134, 165
Penn, William, Charter School.....	104, 167
Pennsylvania School for the Deaf.....	104, 167
Philadelphia Classical School	43, 168
Philadelphia Free School	123, 169
Philadelphia School, The.....	114
Politz Hebrew Academy	52
Project Learn School	105
Quadrat Academy.....	89, 171
Quba Institute	135
Red Lion Elementary School	53
Revolution School	171
Roxborough Christian School	106
Saints Tabernacle Day School.....	91
Shepherd's Christian Academy	137
Sophia Academy.....	176
Spring Garden Academy	92
Springside Chestnut Hill Academy	107, 176
St. James School	90
St. Peter's School.....	115
Timothy Academy.....	93
Waldorf School of Philadelphia, The.....	107
Woodbine Academy.....	138

HOW TO APPLY TO A K-12 SCHOOL

Apply for
the 2021-22
school year!



1

UNDERSTAND YOUR
TIMELINE

2

UNDERSTAND YOUR
NEEDS

3

DECIDE WHAT'S
IMPORTANT

4

FIND AND COMPARE
YOUR OPTIONS

5

VISIT SCHOOLS

6

APPLY TO SCHOOLS

GREATPHILLYSCHOOLS.ORG

great
PHILLY
SCHOOLS
find your great school



Before You Get Started

The “Before You Apply to a K-12 School” Workbook takes you through the steps of choosing and applying to elementary, middle and high schools in Philly.

Use this workbook to identify what you want in a school, which schools fit your needs, and how to apply. Bring this with you on school visits and take notes.

Understand Philadelphia School Types

District Schools.....	iii
Charter Schools	iv
Private Schools.....	v

Timeline to Apply to Schools

Understand Your Timeline.....	vi
-------------------------------	----

How to Find Great Schools

Understand Your Needs.....	viii
Decide What’s Important	viii
Find and Compare Your Options.....	ix
Visit Schools.....	ix

Apply to Schools

District School Selection Process	xi
Archdiocese of Philadelphia.....	xiii
Apply Philly Charter	xv



TIP

This toolkit is best used with the GreatPhillySchools K-12 School Guide or with greatphillyschools.org.

All contents © 2020 by the Philadelphia School Partnership, 150 South Independence Mall West, Suite 1200, Philadelphia, PA 19106. GREAT PHILLY SCHOOLS is not affiliated with GreatSchools, Inc. GREATSCHOOLS is a registered trademark of GreatSchools, Inc.

District Schools

District schools are free public schools operated by the School District of Philadelphia. To apply to a school outside of your assigned neighborhood school, you must submit an application through the School Selection Process on schoolselect.philasd.org. You can select up to five options, so choose carefully where to apply.

See pages xi-xii for instructions to apply.

Citywide-Admission Schools

Sometimes have GPA or attendance requirements, but are generally easier to get into than special-admission schools. Students must apply and are selected through a lottery system.

High schools only: All Career and Technical Education (CTE) programs are citywide-admissions and do not have entrance requirements for incoming students.

See page 189 for all
**Public Citywide-Admission
Schools.**

Special-Admission (Magnet) Schools

Have academic, behavioral and attendance requirements. Students must apply and generally must have high scores on PSSAs, especially in 7th grade for high school admission. They may require additional application materials, such as essays or interviews. Schools review student applications and issue acceptances or rejections.

See page 190 for all
**Public Special-Admission
(Magnet) Schools.**

Neighborhood Schools

Are automatically open to students living in the school's "catchment" or neighborhood zone. If you live within the catchment, your student is given preference to attend. To attend your designated neighborhood school, register directly with the school with proof of residency to enroll. To attend a different neighborhood school, students must apply.

Kindergarten only: District schools have limited space for Kindergarten and open for registration on a specific timeline. To ensure a space at your neighborhood school, register as early as possible. See pages 21-22 for the Kindergarten timeline and instructions to register.

See page 188 for all
Public Neighborhood Schools.



TIP

Pay attention to a school's grade levels — you often have a higher chance of admission at the lowest grade level. For example, if a school serving grades 6–12 already has an 8th-grade class, it may have limited spaces for new 9th graders to enroll; however, there may be more open spaces in the 6th grade.

Charter Schools

Charter schools are free, independently operated public schools. They cannot have academic or behavioral requirements for admission, and there is no application fee. You can apply to as many charter schools as you like.

All charter schools require an application and many hold a lottery to fill their available spaces. If you are offered a spot, the school will contact you with steps to enroll. If you are not selected, you will be placed on the waitlist and must reapply the following year if you are not offered a seat from the waitlist. Many accept applications through Apply Philly Charter (**applyphillycharter.org**), due by January 25, 2021. Other charter schools have their own applications and deadlines. Visit **greatphillyschools.org** to find all charter school application deadlines.

Public Charter Citywide Schools

Enroll students from any part of the city, with a lottery to offer admission.



See page 190 for all
Public Charter Citywide Schools.

Public Charter Neighborhood (“Renaissance”) Schools

Enroll students in their neighborhood “catchment” boundaries. If they have additional open seats, students from outside of their neighborhood are selected through a lottery system.



See page 190 for all
Public Charter Neighborhood (“Renaissance”) Schools.



TIP

Need help using **applyphillycharter.org**? Visit your local library or any participating charter school.

Visit **greatphillyschools.org** for more information about schools.

Private Schools

Most private schools require students to apply for admission and generally charge an application fee. A large majority charge annual tuition, but financial aid and scholarships are often available. Schools will issue acceptance, waitlist, or rejection notices to families. Schools may be coed or single-sex, day school or boarding school, religious or non-sectarian.

Catholic Schools

Are open to students of all religions, though they promote Catholic values. The majority are operated by the Archdiocese of Philadelphia though some are organized by Independence Mission Schools or independently. The admissions requirements and deadlines vary by school, but some may require school records, entrance exams or interviews. See pages xiii-xiv for instructions to apply to Catholic Archdiocese schools.



See page 191 for all **Private Catholic Schools**.

Independent Schools

Are operated independently according to a wide range of instructional types. The admissions requirements and deadlines vary by school, but some may require entrance exams, interviews or religious affiliation.



See page 192 for all **Private Independent Schools**.



TIP

Don't let a school's "sticker price" scare you off. Many of schools with the highest tuition also offer the most generous financial aid. If you're interested in a school, set up a time to discuss your options with the admissions director. Schools usually award financial aid on a rolling basis, so apply for aid early.



Step 1: Understand Your Timeline

It's never too soon to start looking for the right school! Knowing your timeline will help you stay on top of application deadlines the multi-step processes. For example, some schools require students to apply nearly a full year before the start of the school year. For other schools, such as private schools, applying early improves your chances of receiving financial aid.

For more detailed information on this timeline, see page 25.

Two to Three Years Before Enrolling in...

Kindergarten

Children Ages 2-4

- Explore this guide and greatphillyschools.org for all Kindergarten options in Philadelphia. On our website, you can also find high-quality preschool and childcare options.
- Attend school fairs, open houses or arrange a visit to speak with administrators, teachers, and parents to evaluate the school. See page 11 for our guide to school visits to ask the right questions.
- Learn more about the timeline and process to apply to Kindergarten on page 20.

High School

6th and 7th Grade Students

- Explore this guide and greatphillyschools.org for all school options in Philadelphia.
- Attend open houses or arrange a visit to speak with administrators, teachers, and parents to evaluate the school. See page 11 for our guide to school visits to ask the right questions.
- Visit the Philly High School Fair! For more information, including event details, see phillyhighschoolfair.com.

The Year Before Enrolling in a New School

September - November

ALL SCHOOLS

- Visit the Philly High School Fair! For more information, including event details, see phillyhighschoolfair.com.
- Attend the Philly K-8 School Fair! For more information, including event details, visit phillyk8fair.com.
- Attend open houses or arrange for a visit during school hours.

DISTRICT

- Apply to District elementary, middle and high schools through the School Selection Process. You can apply to no more than five schools outside of your designated neighborhood school. Visit schoolselect.philasd.org to apply.

The Year Before Enrolling in a New School (Cont.)

September - November (Cont.)

CHARTERS

- Apply to charter schools participating in Apply Philly Charter (applyphillycharter.org) for fall 2021 between September 25, 2020 - January 25, 2021. Non-participating charter schools may also be accepting applications at this time.

PRIVATE

- Apply to private schools. Some may hold entrance and scholarship exams.
- Apply for private K-8 school scholarships through Children's Scholarship Fund Philadelphia (csfphiladelphia.org). The priority deadline is November 15, 2020 for the first lottery.

December - February

DISTRICT

- District schools with admissions criteria review applications and conduct interviews and auditions.
- Special-admission schools make admissions and waitlist decisions, while citywide schools run admissions lotteries for eligible students.
- The District notifies students about initial admissions decisions. Students must confirm their preferred school. For more information, including the timeline, visit philasd.org/studentplacement.
- District schools fill available seats with students from their waitlist. The final notifications are usually available in February. For more information, including the timeline, visit philasd.org/studentplacement.
- Kindergarten registration usually opens in late January for District neighborhood schools. Register early to ensure a placement, as seats are limited. See page 22 for more information.

CHARTERS

- Submit your applyphillycharter.org application by January 25, 2021. In February, outcomes will be available on Apply Philly Charter and also communicated directly by schools.
- Charters not participating in APC may also have deadlines during this time. For more information, visit greatphillyschools.org.

PRIVATE

- For financial aid to private schools, submit your financial aid application by December 31, 2020.
- Most private schools release acceptance, rejection or waitlist decisions.

March - May

ALL SCHOOLS

- Some schools (mostly charter and private) may still be accepting applications. Visit greatphillyschools.org for a list of schools with available seats.

DISTRICT

- Kindergarten registration usually closes in May for District neighborhood schools. See page 22 for more information to register.
- To enroll at your designated neighborhood school, visit the school to register prior to the start of the school year. Call the school for more information.

CHARTERS

- Some charter schools may continue to accept applications and issue initial admissions decisions.

PRIVATE

- Apply for private K-8 school scholarships through Children's Scholarship Fund Philadelphia (csfphiladelphia.org). The final deadline is March 1, 2021 for the second lottery.



Step 2: Understand Your Needs

Use the following questions to help identify your student's strengths, weaknesses and needs.

Questions for Your Student	Questions for Caregivers
<ul style="list-style-type: none">• What are your strongest subjects? What do you like to learn?• What are your weakest subjects? What would you need to succeed?• What are three things you want in a school (ex. music, art, special classes)?• Are sports important to you? Which ones?• Do you have any other talents or special interests?	<ul style="list-style-type: none">• Does your student read well or struggle with reading?• Does your student have any learning difficulties? Do they have an Individualized Education Program (IEP)?• What are three things you want in your student's school (ex. after-school programs)?• Does your student have any behavior issues? If so, what kind of environment would they need to thrive in?• Does your student need one-on-one support? What kinds of teachers does your student have the most success with?• Does your student do better in a large group setting or prefer smaller learning environments?



Step 3: Decide What's Important

From location, school values, special services or classes, and more, create a list of what you want in a school. Use the answers from step 2 to help you decide.

For more examples, see page 8 in the GreatPhillySchools K-12 School Guide.



Step 4: Find and Compare Your Options

To find and compare hundreds of schools, use the GreatPhillySchools K-12 School Guide or visit greatphillyschools.org for even more information using your phone or computer. Write down your top school choices based on your search. Make notes of important information as you find schools so you can easily plan to visit when the time comes.



Step 5: Visit Schools

Once you have narrowed down your top choices, it's time to visit schools.

Try to visit during school hours so that you can observe classes and speak to teachers and the principal. Some schools may have open houses or offer your student to “shadow” another student for an entire school day visit.

For a sample list of questions to consider during a school visit, see page 11 in the GreatPhillySchools K-12 Guide.



TIP

Visit greatphillyschools.org to find school addresses, phone numbers, and emails.



Step 6: Apply to Schools

Once you have completed your visits and reviewed your notes, it's time to decide which school(s) to apply to. In the next pages, we have listed the basic procedures for applying to schools associated with the School District of Philadelphia, the Archdiocese of Philadelphia and Apply Philly Charter.

If you haven't heard anything back from a school after two weeks or so, follow up to make sure they have your application and any other required materials or information. Ask when you will receive an answer about whether your student will be accepted or enrolled.



TIP

Find a school's profile on greatphillyschools.org to learn about the school's admission requirements. Click the "Apply Now" button to apply.



TIP

Don't limit yourself! You can apply to more than one type of school, and applying does not necessarily mean your child must attend that school if they are admitted. You have the option of applying to multiple types of schools, and then making your choice later.

Visit greatphillyschools.org for more information about schools.



School District of Philadelphia

ELEMENTARY, MIDDLE AND HIGH SCHOOL

SELECTION INSTRUCTIONS

For the timeline
to apply, visit
[philasd.org/
studentplacement](https://philasd.org/studentplacement).

ONLINE SELECTION APPLICATION FOR 2021-22 SCHOOL YEAR

Step 1: Go to schoolselect.philasd.org

Step 2: Select an option

I am a current School
District of Philadelphia Student.
APPLY NOW
(Apply through the Student Portal)


I am a non-School District
of Philadelphia Student.
APPLY NOW!

For Current School District Students:

1. Log in to the Parent & Family Portal or Student Portal using your username and password.

See the next page to learn how to set up your Portal account.

2. Click on "School Selection."




Note: Applications from current District students can be submitted until the deadline. Each new application will override all previously submitted applications.

For Charter, Catholic and Private School Students:

Families not currently enrolled in a School District of Philadelphia school can apply directly to a District school using this online process.

It is important to provide a working email address to receive admissions decisions.



Note: This application can not be changed or updated once it is submitted. Only your most recent submission will be considered.

The School District's online selection process is for students and families who wish to apply to any District school other than their designated neighborhood school, including all special-admission (magnet) and citywide-admission schools. Students can apply to up to five (5) different District K-12 schools.

- The School Selection site, schoolselect.philasd.org, contains the following resources:
 1. Information about each high school option
 2. Open house dates
 3. Audition and interview schedules for select schools
 4. Important announcements and tips for applying

For information on the application period for fall 2020, visit philasd.org/studentplacement.

- Questions? Please email schoolselect@philasd.org or call 215-400-4290.

CREATE A PARENT & FAMILY PORTAL ACCOUNT TO SELECT A SCHOOL AND MORE

(For current School District of Philadelphia parents only)

STEP 1: CREATE AN ACCOUNT OR LOG IN

- To create an account, all you need is an email address.
Go to signup.philasd.org.
- If you already have a Parent & Family Portal account,
go to philasd.org/login.



STEP 2: LINK TO YOUR STUDENT

- Once inside the Portal, make sure you have your student's ID number.
- Click on "My Students" to link to your student.



STEP 3: CLICK ON "SCHOOL SELECTION" TO SELECT SCHOOLS

- Once you have linked to your student, you can apply to schools.
- Click on "School Selection" to enter the application.
- Need help? Contact the FACE office for additional support. Email ASK@philasd.org or call 215-400-4180.



WHAT ELSE CAN YOU DO WITH A PARENT & FAMILY PORTAL ACCOUNT?

This account will also grant you access to:

- your student's academic information, grades and attendance
 - the annual parent survey
- options for receiving email, text and phone communications for your child's school

The School District of Philadelphia, an equal opportunity employer, will not discriminate in employment, education programs or activities based on race, religion, color, age, national origin, ancestry, physical handicap, sex, sexual orientation, union membership or limited English proficiency. This policy on non-discrimination extends to all legally protected classifications. Publication of this policy in this document is in accordance with state and federal laws, including Title IX of the Education Amendments of 1972 and Sections 503 and 504 of the Rehabilitation Law of 1973.

ARCHDIOCESE OF PHILADELPHIA



ELEMENTARY AND MIDDLE SCHOOL APPLICATION INSTRUCTIONS

APPLICATION IS
AVAILABLE ONLINE

(OPTIONAL) SUBMIT YOUR FINAN-
CIAL AID APPLICATION
BY DECEMBER 31, 2020

ONLINE SELECTION APPLICATION FOR THE 2021-22 SCHOOL YEAR

APPLICATION IS AVAILABLE ONLINE

Submit your Admissions Application (required) and Financial Aid Application (optional) by December 31, 2020.

Step 1: Go to

www.aopcatholicschools.org/find-a-school.

Step 2: Complete Admissions Application (required).

Once you find a school, visit their website and fill out the appropriate application with each school.

It's best to complete the admissions application and the financial aid application (online.factsmgt.com/aid) by December 31, 2019.

Step 3: Select schools.

See list to the right for a full list of Catholic schools in Philadelphia. The details of the admissions process vary, but it generally involves an application, entrance test and interview. **Once the school(s) review student records, they will make an admissions decision.**

Questions? Visit aopcatholicschools.org.

There are more options for Catholic K-8 schools that are operated independently from the Archdiocese, including 15 schools operated by Independence Mission Schools. Learn about these options at independencemissionschools.org/schools and at greatphillyschools.org.

The Archdiocese of Philadelphia's online application process is for students and families who wish to apply to any of the following schools:

- Blessed Trinity Regional Catholic School
- Christ the King School
- Holy Innocents Area Catholic Elementary School
- Holy Redeemer Chinese Catholic School
- Immaculate Heart of Mary School
- Maternity B.V.M School
- Mother of Divine Grace School
- Our Lady of Calvary School
- Our Lady of Hope Regional Catholic School
- Our Lady of Port Richmond Regional Catholic School
- Our Mother of Consolation School
- Resurrection Regional Catholic School
- St. Anselm School
- St. Anthony of Padua Regional Catholic School
- St. Athanasius-Immaculate Conception School
- St. Cecilia School
- St. Christopher School
- St. Dominic School
- St. Francis De Sales School
- St. Francis Xavier School
- St. George School
- St. Jerome School
- St. Katherine of Siena School
- St. Laurentius School
- St. Martha School
- St. Matthew School
- St. Monica (Junior & Senior School)
- St. Peter the Apostle School
- St. Pio Regional Catholic School
- Visitation B.V.M. School

ARCHDIOCESE OF PHILADELPHIA



HIGH SCHOOL APPLICATION INSTRUCTIONS

APPLICATION IS
AVAILABLE ONLINE

(OPTIONAL) SUBMIT YOUR
FINANCIAL AID APPLICATION
BY DECEMBER 31, 2020

ONLINE SELECTION APPLICATION FOR THE 2021-22 SCHOOL YEAR

APPLICATION IS AVAILABLE ONLINE

Submit your Admissions Application (required) and Financial Aid Application (optional) by December 31, 2020.

Step 1: Go to

www.aopcatholicschools.org/find-a-school.

Step 2: Complete Admissions Application (required).

Once you find a school, visit their website and fill out the appropriate application with each school.

It's best to complete the admissions application and the financial aid application (online.factsmgt.com/aid) by December 31, 2020.

Step 3: Select schools.

See list to the right for a full list of schools participating in this online application process. Once you submit the application a checklist of requirements will generate to guide you through the next steps. These steps include providing student records and, if applicable, applying for tuition assistance. **Once the school(s) review student records, they will make an admissions decision.**

Questions? Visit aopcatholicschools.org.

The Archdiocese of Philadelphia's online application process is for students and families who wish to apply to any of the following schools:

- *Archbishop Carroll High School**
- Archbishop Ryan High School
- *Archbishop Wood High School**
- *Bishop McDevitt High School**
- *Bishop Shanahan High School**
- *Cardinal O'Hara High School**
- *Conwell-Egan High School**
- Father Judge Catholic Boys' High School
- John W. Hallahan Catholic Girls' High School
- *Lansdale Catholic High School**
- Little Flower Catholic High School for Girls
- *Monsignor Bonner and Archbishop Prendergast High School**
- SS. John Neumann and Maria Goretti High School
- *Pope John Paul II High School**
- Roman Catholic High School
- Saint Hubert Catholic High School for Girls
- West Catholic Preparatory High School

*** located outside the City of Philadelphia**

Within the city of Philadelphia, the Sisters of Mercy sponsor a private, urban career and technical high school. To apply to Mercy Career & Technical School, please visit mercycyte.org/admissions.



apply PHILLY CHARTER

APPLYPHILLYCHARTER.ORG

- **Philadelphia Charter Schools**

- **One Application**

- **Easy**

2021-22 APPLICATION TIMELINE

Application available:

SEPTEMBER 25, 2020

Deadline to apply:

JANUARY 25, 2021



See list of participating schools at [APPLYPHILLYCHARTER.ORG](https://applyphillycharter.org).

For assistance, visit any participating charter school, your local library or call 1-800-891-3999.



Philadelphia Charter Schools. One Application. Easy.

Apply Philly Charter is the easy way to apply to most Philadelphia charter schools for the 2021-22 school year.

How do I apply?

- ✓ Go to applyphillycharter.org on your phone, tablet or computer.
- ✓ Create an account and fill out your family profile.
- ✓ Select the charter school(s) that you want to apply to.
- ✓ Submit the application.

What information do I need to apply?

- Parent/guardian's name, email address and home address.
- Student's date of birth, current school and grade, and the grade applying for in 2021-22 school year.
- To learn more about a school you want to apply to, check out the school's profile on Greatphillyschools.org

When can I start applying? Is there a deadline?

September 25, 2020

Application window opens

January 25, 2021

Application deadline

Participating charter schools that hold a lottery will notify you in **February 2021** about the status of your application. You will also be able to view your application results on Apply Philly Charter.

*For assistance, visit any participating charter school,
your local library or call 1-800-891-3999.*

For even more information, visit
GREATPHILLYSCHOOLS.ORG

Academic performance results

Attendance and incident rates

Course offerings

Extracurricular programs

Application details, including deadlines,
tuition and how to apply

Citywide school fairs, including the Philly K-8 School Fair
and the Philly High School Fair

School events and open houses

QUESTIONS? WE ARE HERE TO HELP!



EMAIL

info@greatphillyschools.org



WHAT'S INSIDE?

Profiles for over 400 Philly elementary, middle and high schools

Performance ratings comparing schools on a 1-10 scale

Instructions to apply to schools for all grades,
including Kindergarten and high school

Application timeline for the 2021-22 school year

Specialized education programs

CONNECT WITH US



GREATPHILLYSCHOOLS.ORG