

2024
K-12
SCHOOL
GUIDE



Cover design by Cristian Zufolo, 8th grade student at St. Laurentius School

GREATPHILLYSCHOOLS.ORG



ELEVATE 215

PHILLY'S
FUTURE
STARTS AT
SCHOOL

For even more information, visit
GREATPHILLYSCHOOLS.ORG

Academic performance results

Attendance and incident rates

Course offerings

Extracurricular programs

Application details, including deadlines,
tuition and how to apply

Citywide school fairs

School events and open houses

QUESTIONS? WE ARE HERE TO HELP!



EMAIL

info@greatphillyschools.org

Contents

How to Find Your Great Philly School..... 2

- Partners2
- What Is a “Great” School?.....2

Find Your Great School..... 3

- Step 1: Understand Your Timeline3
- Step 2: Understand Your Needs.....5
- Step 3: Decide What’s Important.....5
- Step 4: Find and Compare Your Options6
- Step 5: Visit Schools8
- Step 6: Apply to Schools.....9

Specialized Services13

- Special Education Programs.....13
- Special Education Evaluation Process14
- English Learner Education15

How to Apply to Kindergarten 16

Elementary and Middle School Profiles21

- Quick Reference Guide to Schools by Region21
- How to Read a Elementary & Middle School Profile.....22
- Center City.....23
- Greater Northeast.....25
- Lower Northeast/River Wards.....34
- North Philadelphia.....48
- Northwest Philadelphia.....65
- South Philadelphia.....76
- Southwest Philadelphia84
- West Philadelphia/University City90

TIP: Learn about applying to and enrolling in Kindergarten.



TIP: Learn how to find and apply to elementary, middle and high schools in Philadelphia.



High School Profiles..... 100

- How to Read a High School Profile100
- High School Profiles by Alphabetical Order.....101

Indexes..... 131

- All K-12 Schools by Alphabetical Order.....131
- All K-12 Schools by Type.....137
- Private Catholic137
- Private Independent137
- Public Charter Citywide.....138
- Public Charter Neighborhood139
- Public Cyber.....139
- Public District Citywide.....139
- Public District Neighborhood.....139
- Public District Special Admission.....141

How to Apply to a K-12 School Workbook..... i

TIP: Use this guided activity workbook to research, select and apply to elementary, middle and high schools in Philadelphia.



GreatPhillySchools thanks the following schools and students for use of their photos in the K-12 School Guide: Cristo Rey Philadelphia High School, DePaul Catholic School, Green Woods Charter School, Inquiry Charter School, John Moffet Elementary School, Mercy Career and Technical High School, Parkway Center City Middle College High School, Roman Catholic High School, St. Mary Interparochial School, Vaux Big Picture High School, Young Scholars Charter School and Freire Charter High School (cover).

All contents © 2023 by Elevate 215, 123 S Broad Street, Suite 1170, Philadelphia, PA 19109. GreatPhillySchools is not affiliated with GreatSchools, Inc. GREATSCHOOLS is a registered trademark of GreatSchools, Inc. The SEPTA logo is a registered trademark of the Southeastern Pennsylvania Transportation Authority and is used with permission.

How to Find Your Great Philly School

We believe that every student in Philadelphia should have access to a great school. This guide and GreatPhillySchools.org are presented through the collaboration of several nonprofit partners, led by Elevate 215, so that parents, caregivers and students can find, compare and demand great schools.

The site and this guide contain school details and contact information for over 400 elementary, middle and high schools. You'll also find articles on different types of schools and factors families should consider when choosing one.

Keep in mind that every student has different learning needs, so there is no one school that is best for every student. Philadelphia needs more great school options; however, there are many great schools you might not be aware of. We are here to help you find the best fit for your family.

Partners

- Elevate 215, elevate215.org
- Archdiocese of Philadelphia, Office of Catholic Education, aopcatholicschools.org
- Independence Mission Schools, independencemissionschools.org
- National Student Clearinghouse, studentclearinghouse.org
- Pennsylvania Department of Education, education.pa.gov
- School District of Philadelphia, philasd.org

What Is a “Great” School?

There are many types of great schools, but they all have some things in common. At GreatPhillySchools, we believe that in a great school, students are:

Learning and achieving. Students are in classrooms with effective teachers who are supported by a strong leader. The adults are responsible for the achievement of all students, and they ensure that all students are learning. They make it a priority to help students who are struggling. At a minimum, students in a great school are performing on grade level in math and reading.

Safe. A strong culture and a positive climate encourage learning. Families should feel comfortable sending their child to school every day. At a minimum, there should be few incidents at a school.

Engaged. Students are engaged in their education, and families are committed and involved. The principal, teachers and staff communicate with families and welcome their involvement in the school. Students like going to school and pay attention to what their teachers and classmates are saying. At a minimum, students are coming to school every day.

Graduating and going on to college. A great school prepares students to graduate from high school and continue their education at two- or four-year colleges and vocational schools.

Growing. All students, no matter where they started, are growing and making substantial gains. At a minimum, the academic performance of students at the school is moving in a positive direction each year.

Find Your Great School

There are many things to consider when selecting a school. Here's our six-step guide to managing and completing the process.

Step 1: Understand Your Timeline

TIP: Check greatphillyschools.org for each school's application due date.



It's never too soon to start looking for the right school. Some schools require students to apply nearly a full year before the start of the school year, and some schools have an extensive admissions process. Families interested in private school are encouraged to apply early for financial aid.

Two to Three Years Before Enrolling In Kindergarten (Children Ages 2-3)

- If you're looking for preschool or daycare programs for your child, you can find information on high-quality preschools and daycare centers at greatphillyschools.org.
- Use this guide and greatphillyschools.org to begin searching for schools.
- Visit the schools that seem as though they might be a good fit and speak with principal, teachers, and parents. Use our guide to school visits, beginning on page 8, to help ask the right questions.
- Learn more about the timeline and process to apply to Kindergarten on page 16.

Two to Three Years Before Entering High School (6th and 7th Grades)

- Begin thinking about your options. Use this guide and greatphillyschools.org to begin your search and visit the Philly High School Fair. For more information, including event details, see PhillySchoolFair.com.
- Visit the schools that might be a good fit and speak with principals, teachers and parents. Use our guide on school visits, beginning on page 8, to help ask the right questions.

The Year Before Enrolling in a New School September–November

- The District's application process for elementary, middle and high schools usually opens in September and generally closes in November. It is an online application where you can apply to no more than five schools. Special-admission schools often require additional information, such as transcripts or essays. Students and families can access the District school selection application and additional resources at schoolselect.philasd.org. For more information about the application timeline, visit greatphillyschools.org.
- Visit the Philly K-12 School Fair to learn more about the schools you're considering. More than 100 District, charter and private high schools and more than 50 K-8 schools will have representatives at the fair. For more information, including event details, see phillyschoolfair.com.
- Every fall, the District releases a list of neighborhood elementary and middle schools that are accepting transfer students from outside the catchment. Any parent interested in having a child attend a school other than their designated neighborhood school must apply through the District school selection application at schoolselect.philasd.org. The application generally closes in November. Many schools do not have space for families outside the catchment. To see this list and learn more about the application timeline, visit greatphillyschools.org.
- Schools begin to hold open houses. Visit greatphillyschools.org/events to find a list.
- Some schools allow prospective students to visit and shadow students. Families should contact schools directly for more information.
- For charter schools, you can fill out a short, online application through Apply Philly Charter (applyphillycharter.org). Participating charter schools will begin accepting applications starting in September for the next school year. A full list of charter schools participating in Apply Philly Charter will be made available on applyphillycharter.org during the summer.

- Private schools accept applications and hold entrance and scholarship exams. Learn more about applying to Catholic schools and independent private schools on page 12.
- Children’s Scholarship Fund Philadelphia holds its first scholarship lottery for parents considering private K-8 schools. The priority deadline is typically in November. To apply, visit csfphiladelphia.org.

December–February

- Charter schools accepting applications through Apply Philly Charter have deadlines at the end of January. In February, outcomes of the application will be available on Apply Philly Charter and also emailed to applicants. Charter schools not participating in Apply Philly Charter may also have deadlines during this time. For more information, visit greatphillyschools.org.
- Kindergarten registration usually opens in late January for District schools. Register early to ensure a placement at your neighborhood school as some schools fill up quickly. See page 18 for more information on how to register for Kindergarten at your neighborhood school.
- District schools with admissions criteria begin to review applications and conduct interviews and auditions.
- Special-admission schools make admissions and waitlist decisions, while citywide schools run admissions lotteries for eligible students.

- The District notifies students about admissions decisions by email. Students are expected to select their preferred school within one week. For more information about the application timeline, visit greatphillyschools.org.
- Most private schools release acceptance, rejection and waitlist decisions.
- After the initial notification, the District works with schools to fill vacancies from waitlists and notifies students about final status.

March–May

- Children’s Scholarship Fund Philadelphia holds its second scholarship lottery for parents considering private schools. Apply by March to be considered for the next school year. To apply, visit csfphiladelphia.org.
- Families who applied to charter schools not participating in Apply Philly Charter may continue to receive admissions decisions during this time.
- Some private schools and charter schools may still be accepting applications; visit greatphillyschools.org for a list of schools with available seats.
- Kindergarten registration usually closes in May for District neighborhood schools. See page 18 for more information on how to register for Kindergarten at your neighborhood school.



Step 2: Understand Your Needs

TIP: For help through the school choice process, use the "How to Apply to a K-12 School" Workbook at the back of this guide.



The most effective school search starts with you and your child talking about expectations and requirements. What are your student's strongest subjects? Does your child have an Individualized Education Program (IEP)? See page viii in the "How to Apply to a K-12 School" Workbook (located at the back of this guide) for a list of questions to evaluate your student's strengths, weaknesses, special interests and needs. Use this information in Step 3 to research schools that might be a good fit.

Step 3: Decide What's Important

Now it's time to identify the kind of school environment that will best meet those wants and needs. In addition to good academics and a safe learning environment, decide what other qualities you want in a school and write them down. Here are some examples:

- **"The school should be easy to get to."** How far are you willing to travel or have your student travel?
- **"The school should emphasize tolerance."** What values are important to you? How do you want school staff to interact with your child? How should the school focus on building character in addition to teaching academic subjects? Are there codes for conduct and discipline?
- **"The school should offer special services and programs."** Do you want an emphasis on the arts or sciences? What about extracurricular programs or music?
- **"The school should have an active parent group."** What do you want in the student and parent communities of a school? Is diversity important?

Rank these qualities in order of importance.



Step 4: Find and Compare Your Options

Next you can begin to research school options. There are more than 400 schools in Philadelphia, but don't let that overwhelm you — GreatPhillySchools can help you find the best fit for your student.

Read this brief overview of the types of schools to make sure you understand the many options available to you. Write down the names of schools that seem to be a good match.

Public District Schools

Types of District Schools

Typically, District elementary and middle schools serve grades K through 5, grades K through 8, grades 6 through 8 or some similar grade range. District public high schools serve grades 9 through 12, though some may share a facility with middle-school grades. There are three major types:

- **Neighborhood schools** are automatically open to students living in the school's "catchment area," or assigned zone. There is no need to apply, although registration is required for students new to the school. Neighborhood schools can be run by the District or by a charter school operator. The District assigns your neighborhood school based on your address. To find your catchment school, use the Find A School search feature on greatphillyschools.org and enter the student's home address. You can also apply to transfer to a neighborhood school outside of your neighborhood. Learn more about this process on page 9.
- **Citywide-admission schools** are open to any student living in Philadelphia. Students must typically complete a basic application and be entered into a lottery. These schools usually have GPA requirements, but are easier to get into than special-admission schools. Learn more about citywide-admission schools on page 9.
- **Special-admission (magnet) schools** have admissions requirements, and any student living in Philadelphia can apply through the District. These schools sometimes require an interview. Learn more about the process on page 9.

TIP: Keep in mind that your chances of being selected via the lottery are always higher in the "entry" years. For instance, an elementary school has many more Kindergarten seats than it may have in its second-grade class.



Public Charter Schools

Charter schools, like District schools, are free to all residents of the city.

Charter schools are public schools that operate with a greater level of independence than District schools. They have greater freedom to design classes and to hire and fire teachers, but they still must adhere to certain standards and requirements for public schools. Some charter schools have longer school days, and others may have a longer academic year. It's important to understand the unique aspects of a charter school's program before applying. Many require students to wear uniforms or follow a dress code.

Many charter schools admit students via lottery. Others, called **Renaissance Schools**, are neighborhood schools that must admit all students living within specified boundaries.

Charter schools cannot set minimum grades or test scores for admission; however, they can give preference to younger siblings of currently enrolled students and for certain other special factors.

Are Charter Schools Better Than Traditional Public Schools?

Academic performance at charters varies, just as it does at traditional public schools. Some charters are among the highest-performing, and some are among the lowest-performing. It is important to learn about the academic results at schools you may be considering. Visit if you can, and ask the staff what will be expected of your child if they enroll there. Also be sure to ask how the school will support your child if they struggle in class.

For More Information

To read more about charter schools, including short profiles of the charter school networks that operate in Philadelphia, search our articles on greatphillyschools.org/articles.

Catholic Schools

Catholic schools are an option for all Philadelphia families. They require students to apply for admission and charge annual tuition, but financial aid and scholarships are often available. There is no requirement in any Catholic school that students be Catholic.

Most elementary and middle schools are operated by the local parish, with guidance and support from the Office of Catholic Education, and their admission policies can vary. In all cases it is best to contact the schools directly to learn about their specific admissions policies.

To read more about Catholic schools, including tuition and financial aid options, search our articles on greatphillyschools.org/articles.

Independent Private Schools

Generally, independent schools own themselves — they are not public or operated by a larger entity, such as the Catholic Church. In this guide, all private schools that are not Catholic are listed as private independent schools.

There are dozens of independent schools in Philadelphia. Independent schools can be coed or single-sex, day school or boarding school, religious or nonsectarian.

Independent schools require that students apply for admission and pay annual tuition, which varies by school. For example, Girard College extends full scholarships to all students, so it is free to attend. Other schools, however, can cost as much as \$30,000 per year. Most independent schools strive to be economically and racially diverse.

To read more about independent private schools, including tuition and financial aid options, search our articles on greatphillyschools.org/articles.

Cyber Schools

Cyber schools (also known as virtual schools) use interactive technology and multimedia in place of traditional classrooms. Generally, students complete their schoolwork at home and do not attend classes in a school building. Teachers communicate with students and parents through email, telephone and/or videoconferencing to help students stay on track.

For more information about this option, including admissions procedures, search our articles on greatphillyschools.org/articles.

Homeschooling

Homeschooling is an option for families in Philadelphia who prefer to educate their children at home. Pennsylvania law sets the academic requirements for homeschooled students, and education must be provided until students reach the age of 17. Required courses include traditional academic subjects as well as music, art and physical education.

For more information about this option, including procedures and resources, search our articles on greatphillyschools.org/articles.

Accelerated Schools

In Philadelphia, accelerated schools are for students up to age 21 who have not completed high school on a traditional path and want to earn a diploma.

Accelerated schools enroll students who are considered at risk of not graduating. They offer classes designed especially for students who have dropped out or fallen far behind, and they provide extra help, tutoring, and career and other types of counseling.

Students can earn credits toward their high school diploma or a GED. All are public schools, and there is no cost to attend.

For more information about accelerated schools, including options, search our articles on greatphillyschools.org/articles.

Step 5: Visit Schools

TIP: Visit greatphillyschools.org/events to find a list of all upcoming open houses.



The next step in the process is visiting the schools. Using the information in our profiles, contact the school(s) to schedule a visit and/or attend an open house. Try to visit during school hours so that you can observe classes and speak to the principal. You want to see an atmosphere that is welcoming and adults who clearly care about the students — but who also expect students to achieve and behave.

The following list of questions can help you get the most out of your time at a school.

Questions for the Principal

- What academic expectations do you have for students?
- What percentage of your students perform on grade level in math and reading?
- What do you believe leads to student achievement? (Watch out for school administrators or teachers who make excuses for low achievement based on such factors as race, income or gender.)
- How many student-related incidents happened in the last year? (Ask for examples.)
- How do you handle student misbehavior? How will I know if there has been a problem with my child?
- How do you assess learning and track progress?
- What will you do if my child falls behind or struggles in class? Will you contact me?
- How do you evaluate your teachers and hold them responsible for student learning?
- Where do students go when they leave your school? When they finish eighth grade, do they attend high-quality high schools? After high school graduation, what percentage attend college?

When Walking the Halls

- How do students behave as they move from class to class?
- Are hallways clean and well-kept? What about the bathrooms?
- Does recent student work appear on walls or bulletin boards?

When Visiting a Classroom

- Watch for student engagement. Are all students paying attention to the teacher or participating in a learning activity?
- Do students seem interested in what they are doing, or do their minds appear to be somewhere else?
- Are there examples of student work and progress on display?
- Is the classroom clean and orderly?
- Is the teacher pleased to see you?



Step 6: Apply to Schools

Once you have completed your visits and reviewed your notes, it's time to decide which school(s) to apply to. We have listed the basic procedures for applying to each type of school below. If you haven't heard anything back from a school after two weeks or so, follow up to make sure they have your application and any other required materials or information. Ask when you will receive an answer about whether your child will be accepted or enrolled.

How to Apply to a Public District School

Citywide-and Special-Admission Schools

Some District schools citywide admission schools and special-admission schools do not have an assigned neighborhood zone; they are open to any student living in Philadelphia.

Citywide admission schools may have grade, attendance, or behavior requirements, but are often easier to get into than special-admission schools. Students are selected by lottery.

Special-admission middle and high schools, also called magnet schools, have entrance requirements. Students are selected based on attendance, behavior, grades and standardized test scores. Some schools require an interview or audition (for arts-focused schools). These schools are competitive and some receive thousands of applications every year, so it is important to research each school and have backup choices.

Students interested in citywide- or special-admission schools must apply through the District's online application. To apply for the next school year, the application is generally due in November. Students can apply to up to five schools, not including their neighborhood school.

First-Time Registration for Your Neighborhood School

You have to register to attend a Philadelphia District school if your student is:

- A new resident of the city
- Transferring from a private, Catholic or other public school
- A student entering Kindergarten (or entering school for the first time)

District Kindergarten registration generally begins in late January before the school year that your child will be entering Kindergarten and usually closes in late May. While Pennsylvania state law does not require that children enroll in school until age 8, they are eligible for Kindergarten enrollment if they are 5 years old by September 1st of the year they are entering school. See page 16 for more details on Kindergarten, including how to register at your District neighborhood school.

If your student is new to the District and is enrolling in grades 1-12, neighborhood schools are open for registration during the two weeks prior to the start of school. Visit philasd.org/studentplacement for the documentation needed to register.

TIP: If you are interested in enrolling at a District school other than your assigned neighborhood school, you should start that process a full year earlier through the School Selection Process application at schoolselect.philasd.org. Learn more about the timeline to apply on greatphillyschools.org.



Transferring Between Neighborhood Schools

Only schools that anticipate having extra space are open for transfer. Prior to the opening of the School Selection Process, the District releases a list of elementary, middle and high schools accepting applications, which will be available at philasd.org/studentplacement. Selection for applicants outside of the school's neighborhood "catchment" zone is made by lottery. All high school students attending schools 1.5 miles or more from their home receive a SEPTA TransPass free of charge, but in some cases the travel time to and from home places a burden on students and families. Families should be aware that few students are admitted to high-performing neighborhood schools through the transfer process, so it is best to have multiple options.

In order to apply, students should complete the District's application, usually due in November. Do not list your designated neighborhood school as one of your five choices. If you would like to attend a different neighborhood school or a citywide- or special-admission school, you must apply by the application deadline. To learn more about the timeline, visit greatphillyschools.org.

Emergency transfers are available in rare cases, usually when a student feels unsafe or threatened and can provide documentation, such as a police report. There must also be a record of past efforts by the school and families to remedy the situation. These transfers are initiated through the school and can usually be arranged in a matter of weeks.

Frequently Asked Questions

How can I find out the admissions requirements for a particular school? High school profiles in this guide include the admissions policies. To find admissions policies for elementary and middle schools, visit the school's profile on greatphillyschools.org. The student's guidance counselor can help explain the requirements.

If a student doesn't meet the exact criteria of a selective school, should they apply anyway? Yes, but only if the student's record comes close to meeting all the requirements. Schools sometimes admit students who do not meet every criterion. Principals at selective schools may seek recommendations from the student's current counselor and principal. Interviews can also make a big difference.

Certain schools have lots of applicants. How can a student improve their chances? Before a student applies to a school with a high number of applicants, like Masterman, keep in mind that nearly all of its high school slots are filled by students from its middle school — the odds may be one in a hundred. Some of the other most selective schools may admit only one out of every 10 applicants. But other city schools that are not as well known have similar programs. Check them out. Applying to charter schools is another way of improving the odds; students are not limited in how many they can apply to, so it's worth it to apply to a school with a low acceptance rate.

If a student is placed on a waitlist, what should they do? If a student is placed on the waitlist, there is still a chance of admission. Keep in touch with the student's counselor and the desired school.

A student who is not offered a place during the additional lottery rounds should register to attend their neighborhood school and check greatphillyschools.org for other options.

Are there high schools that will help prepare students for a trade or career? Yes, there are state-approved career and technical education programs in Philadelphia, some of which lead to a certificate or credential along with a diploma that can help graduates in the job market. In state-approved programs students take academic and technical courses in their chosen field for three years (beginning in 10th grade). The programs are on the Philadelphia Workforce Investment Board's High Priority Occupations list, which indicates that the program is meeting the workforce development needs of the region. Visit www.greatphillyschools.org/philadelphia-high-schools-with-cte-programs for information on CTE programs.

Do any neighborhood high schools have special programs? Many neighborhood schools house special programs in such areas as health occupations, culinary arts, criminal justice, communications and automotive technology.

Can a student apply to a neighborhood school in another area? Yes. Keep in mind that students outside of a school's catchment area are selected by lottery — and only if students inside the assigned zone don't fill the school. Call the school to find out if they usually have space available so that you can make the most of your five District application choices.

Should a student with an IEP apply to selective high schools? All students are encouraged to apply to any high school that interests them and for which they meet the basic qualifications. A court decision that resulted in the LeGare Consent Decree requires the District to maintain a minimum percentage of students who have an Individualized Education Program (IEP) in selective schools. Learn more about the LeGare process on page 13. There are separate lotteries for special-ed students and English Learners (ELs) at the schools that have lotteries.

What are the rules for English Learners? All schools are required to serve English Learners (ELs), and the District encourages EL students to apply to selective schools. A court order called the YS Stipulation requires the District to maintain a minimum percentage of English Learners in selective schools and bars schools from denying qualified ELs admission by claiming a lack of services. But some schools provide better EL education than others. If you are an EL student, insist that a school show you or your family its state test results in reading and writing for EL students only. If a majority of EL students are not proficient in reading or writing by 11th grade, that is an indication of a weak EL program. See page 15 for information on EL education.

The Application Process

To transfer between neighborhood schools or to apply to a citywide- or special-admission school, complete the District's School Selection Application, available online at schoolselect.philasd.org. This application usually opens in September and generally closes in November. To learn more details about the application timeline, visit greatphillyschools.org.

TIP: Find a school's profile on greatphillyschools.org to learn about a school's admission requirements. Click the "Apply Now" button to apply.



How to Apply to a Public Charter School

There are two basic types of charter schools in Philadelphia: traditional charter schools and Renaissance charter schools. Traditional charter schools can enroll students from any part of the city; however, if a charter school receives more applications than the number of available seats in a certain grade, they must offer seats through a random selection process ("lottery"). Some schools offer preferences for certain groups of applicants (for example, siblings). Renaissance charter schools must enroll all students living in a designated neighborhood.

Charter schools cannot deny application or admission to students because of their grades, race, income or special needs.

Apply Philly Charter

After you decide which charter schools you want to apply to, the next step is to fill out a short, online application through Apply Philly Charter (applyphillycharter.org). Apply Philly Charter is a website where you can easily apply to most Philadelphia charter schools for the next year, starting in September. The deadline to apply for the next year's lottery is at the end of January.



Apply Philly Charter can be accessed using your smartphone, computer, tablet or by calling the Apply Philly Charter helpline. In order to apply, you create a family profile, enter basic contact and grade-level information about your student and then choose which charter schools to apply to.

Schools that offer admission through a random lottery will run their lotteries in early February. Renaissance charter schools will review applications and send seat offers to in-catchment applicants. In February, families will receive an email from Apply Philly Charter with the outcome of their application (s). Families will then be able to log-in to their Apply Philly Charter profiles to view their seat offers and waitlist placements. If offered a seat, families must accept their seat on Apply Philly Charter and then follow the steps provided by the school to enroll their student. Families should monitor their waitlist placement(s) in their Apply Philly Charter accounts.

More information about Apply Philly Charter — including participating charter schools and application timeline information — can be found on applyphillycharter.org.

Note: Not all charter schools participate in Apply Philly Charter. You can still apply to those schools by filling out their own applications. Visit greatphillyschools.org to find all charter school application deadlines and information to apply. A full list of charter schools participating in Apply Philly Charter will be made available on applyphillycharter.org.

How to Apply to a Catholic School

Students must apply to attend a Catholic school. The details of the admissions process vary, but it generally includes an application, entrance test and interview. The entrance exam is offered on multiple dates from October through December. Admissions decisions are made by early spring. Depending on enrollment, a school may accept late applications until the start of a new school year.

Catholic elementary and middle schools operated by the Archdiocese of Philadelphia have their own individual applications. Visit the school's profile on greatphillyschools.org for more information. To apply to Catholic schools operated by Independence Mission Schools, visit independencemissionschools.org. Catholic high schools operated by the Archdiocese of Philadelphia have a unified application. To apply, visit aopcatholicschools.org/universal-application.

How to Apply to an Independent Private School

The admissions process is different at each independent school. Many schools require that families attend an open house before applying. Applications often require a recommendation from a teacher and a copy of your child's grades from their current school.



Specialized Services

Special Education Programs

Children with disabilities have special rights in public schools (including charter schools), which require schools to provide services and supports to address their unique needs. Public schools create an Individualized Education Program (IEP) or 504 plan to provide special education to meet the particular needs of a child with a disability at no cost to the child's parents or caregivers.

Finding a great school for your child with an IEP or 504 plan starts with determining their needs. See page viii of the toolkit in the back of this guide to learn about researching schools using GreatPhillySchools.

Students with an IEP or 504 plan should consider all school types: public District, public charter, private Catholic and private independent. However, there are different rules for what services and supports the school types must provide for children with disabilities. Public District and public charter schools are required to provide your child with the educational services listed in their IEP or 504 plan.

All public schools (including charter schools) are required to serve children with disabilities. Your child's IEP team or 504 team, which includes you, will determine the support program and service levels needed for your child to make progress. Just like other educational programs, special education programs may vary from school to school. It is important to visit any school you are considering, or has been proposed, for your child in order to learn more about the programs that are offered. You may wish to speak with the Special Education Liaison (SEL) or special education department head to learn more about the school.

Children with disabilities must have an equal opportunity to participate in the admissions process for public high schools. Some public schools have selective admissions requirements, such as minimum standardized test scores or attendance records. If your child has an IEP or 504 plan and you are interested in applying to a school with selective admissions requirements, you should contact your child's school counselor about the LeGare process.

The LeGare process sets different admissions criteria for children with disabilities to ensure that they are not discriminated against in high school admissions. The school counselor or case manager will prepare a LeGare folder that will include additional information about your child that is necessary for the admissions process. If you have questions about the LeGare process for high school admission, you can email legare@philasd.org or contact the Office of Specialized Services at 215-400-4170 or email specializedservices@philasd.org.

Unless a child with a disability is enrolled in a private school by a public District or charter school, private schools are not required to provide special education under an IEP. However, most private schools accept children with many types of disabilities and may provide additional academic and behavioral supports to these children. You should contact individual schools to discuss your child's IEP or 504 plan and the available supports.

Regardless of which school type you select, it is important to stay involved in your child's education to assure your child's needs are met. The school should regularly update you on your child's progress. For public schools implementing an IEP, you must receive updates about your child's progress toward the goals established in the IEP. By state and federal law, public schools must also begin transition planning for students with an IEP by age 14. Transition planning must include supports for a student's education and/or training for high school and to seek opportunities after graduation.

If you feel your child is not receiving the proper special education services, contact the Education Law Center at 215-238-6970 to receive free special education legal information. To learn more about specialized education programs and to view a list of frequently asked questions, visit greatphillyschools.org/articles.

If your child does not have an IEP, but you think that your child may need specialized services, speak first with your child's teacher. Discuss your observations and concerns about your child's learning progress. You or the school may request an evaluation. See page 14 to learn about the evaluation process.

Special Education Evaluation Process

You, as a parent or guardian, are the expert on your child. If you are concerned that your child has a disability or is not making progress, it is important to understand how to start the process to obtain additional support for your child in the classroom. The special education evaluation process can be the first step in finding out what supports your child needs.

- 1. Request an evaluation.** To begin the evaluation process, you should submit a written request for evaluation to a school official, such as the school principal or counselor, with the date included. The school must either send you: (1) a *Permission to Evaluate-Consent Form* (PTE), which explains the reasons for the evaluation, any records or reports the school will use, and the specific types of tests that the school district will do; or (2) written notice, which explains why the school will not evaluate your child. Alternatively, the school can request the evaluation, but you still must sign the PTE to begin the evaluation.
- 2. Participate in the evaluation.** Within 60 calendar days (not including summer months) of receiving the PTE, the school must complete all assessments of your child and provide you with an Evaluation Report. The assessment process may involve testing, interviews, observations, and a review of the student's academic records and work. You can also provide information from outside medical or other professionals who know your child. Your child will be eligible for special education if they: (1) meet the definition of one of the disability categories and (2) need specialized instruction and related services because of the disability.
- 3. Create the IEP.** If your child is eligible to receive special education, you must meet with the IEP team to establish and write the annual plan. The school must set up the meeting within 30 calendar days after issuing the Evaluation Report. The IEP should include educational services to address all of your child's unique needs. Parents and guardians are an important part of the IEP team and must be invited to all IEP meetings. You should attend the meetings or request to reschedule them so that you can help plan for your child.
- 4. Review the NOREP.** After the meeting, the school will provide you with the *Notice of Recommended Educational Placement* (NOREP) explaining the placement and educational services offered to your child in the IEP. The NOREP should be consistent with the plan that was discussed at the meeting.

Typically, the NOREP explains services that will be provided at your child's current school. However, if your child requires a specialized program that is not provided at the current school, the NOREP could explain that your child will be transferred to a different school. You must indicate on the NOREP whether you agree with the proposed plan and return it to the school within 10 calendar days.

- If you disagree, you may request a meeting with school officials, mediation, or a due process hearing.
- If you do not want your child to change to the educational program listed in the NOREP, you should request mediation or a due process hearing to freeze the placement. This is called *pendency*. You can learn more about pendency, as well as requesting mediation or a due process hearing, by visiting the Office of Dispute Resolution at odr-pa.org or contacting the Office of Dispute Resolution's ConsultLine at 800-879-2301.

5. Implement the IEP. If you do not request mediation or a due process hearing, the school must begin providing the services written in the IEP as soon as possible but no later than 10 school days after the school issues the NOREP.

6. Review the plan at least annually. The school must meet to review the IEP at least once a year, but it should provide you with reports of progress throughout the school year. You can request an IEP meeting at any time to discuss any concerns. In addition, the school must reevaluate your child at least once every three years (or every two years for children with intellectual disabilities) or as needed based on your child's progress.

For more information about special education or for assistance in the evaluation process, contact:

- Office of Specialized Services, 215-400-4170, philasd.org/specializedservices
- ConsultLine, 800-879-2301, odr-pa.org
- Education Law Center, 215-238-6970, elc-pa.org

DISCLAIMER: *This information, reviewed by the Education Law Center, provides a general idea of Pennsylvania and federal special education laws and should not be considered legal advice.*

English Learner Education

Federal and state laws require public schools (including charter schools) to offer special classes and support to students and families who do not speak English as a primary or native language. These students are said to have Limited English Proficiency (LEP), and are known as English Learners (ELs).

The goal of an EL education is to help students do better in school by improving their listening, speaking, reading and writing skills in English and by helping them understand English-language culture. There are approximately 15,000 English language learners in pre-K through 12th grade in the Philadelphia school system.

The amount and types of instruction and support that schools must provide to ELs depend on how well they can currently understand, speak, read and write in

English. Students who speak no English may receive up to three hours a day of direct language instruction, while students who are nearly proficient may receive an hour or less per day. In Philadelphia, these classes are known as English for Speakers of Other Languages (ESOL), but they are also called English as a Second Language (ESL).

When ELs are in regular classrooms, teachers must adapt their lessons to make sure that ELs understand the material. ELs may also receive special help during standardized tests, which may include having directions given to them in their primary language. Schools may not exclude ELs from special academic programs (such as gifted or technical education), school counseling or extracurricular activities.

View a school's profile on greatphillyschools.org to find out the percentage of EL students it currently serves. Parents can contact the Office of Multilingual Curriculum and Programs at 215-400-4240 for more help locating a school. Interpreters are available.





How to Apply to Kindergarten

The start of Kindergarten is an exciting time for families, but did you know that the process of selecting one should start nearly a **full year in advance**? Finding a great Kindergarten program is one of the most important ways to set your child up for academic success, so we have compiled some helpful resources to make this process easier.

Why Kindergarten?

Though Kindergarten is not mandatory in Pennsylvania, it is a vital part of a child's education and adult success. Research has shown that students who have participated in a high-quality Kindergarten program are more likely than their peers to go on to college and ultimately find higher-paying jobs in adulthood. Students who complete Kindergarten begin first grade more prepared than their peers and have had time to socialize and adjust to an academic learning environment.

We encourage families to consider a variety of school options for Kindergarten: public neighborhood, public charter, private independent and private Catholic. Learn more about the different school options on page 6.

Kindergarten Eligibility

To register for a public school, your child must be 5 years old by September 1st of the year they would start school. If your child will be 6 on September 1st, you can provide a written request to enroll them in Kindergarten instead of first grade.

All parents are eligible to enroll their children in a public Kindergarten class. Because spaces in popular neighborhood and charter schools tend to fill up quickly, all parents should start the Kindergarten application process a year in advance. By starting earlier, you provide your child with more school options. Learn about the timeline on page 17.

Application Timeline for Kindergarten

For Kindergarten students starting in the next school year:

September–January

- ▶ **Attend the Philly K-12 School Fair:** Learn about charter, District and private school options by attending the Philly K-12 School Fair. Visit PhillySchoolFair.com for more information, including event details.
- ▶ **Complete private school financial aid applications:** Most private schools accept applications through the spring, but their financial aid can be exhausted as early as the winter before. Private schools can be a great option for families, but if your enrollment is dependent on financial assistance, begin that discussion by meeting with the school's financial aid office and completing your application in the fall. You can apply to as many schools as you want, then decide later which school is right for your child.
- ▶ **Apply to District schools outside of your neighborhood school:** If you would like to attend a District school other than your assigned neighborhood school, you must fill out a separate application form online at schoolselect.philasd.org. This application usually opens in September and generally closes in November. Because some schools have limited space (or are overenrolled), the District releases a list of schools with Kindergarten seats available to children who live outside of the schools' neighborhood catchment. Visit greatphillyschools.org to find a list of these schools and read more about the process to apply on page 9.
- ▶ **Apply for scholarships with the Children's Scholarship Fund:** If you are interested in private schools, the Children's Scholarship Fund Philadelphia provides free, lottery-based scholarships for parents of K-8 students. The scholarships last 8 years and can be applied to many private schools. Visit csfphiladelphia.org to learn more and complete a short application. For the best odds, apply by the priority deadline in November. A second lottery will be held for applications received up to March.
- ▶ **Apply to charter schools:** You can apply to most charter schools on one website: applyphillycharter.org! Participating charter schools will accept applications through Apply Philly Charter beginning September through the end of January. Not all charter schools accept applications through Apply Philly Charter and may have different application deadlines. Visit greatphillyschools.org for more information.

February–May

- ▶ **Apply to private schools:** Priority admissions deadlines for most private schools fall in this time. A parent interview or school visit may be required. Many schools require application fees. If paying the fee is a hardship, ask if the school offers waivers.
- ▶ **Receive your District application results:** If you applied for schools other than your neighborhood school by completing an online application, you should receive your results in January (see timeline details at greatphillyschools.org). Some schools receive more applications than they have space and might not be able to offer you a spot. If you are accepted into any school other than your neighborhood school, you must confirm that you want to attend the school within a week.
- ▶ **Register for your District neighborhood school:** District schools have limited space for Kindergarten. To ensure a space at your neighborhood school, register as early as possible. Registration typically opens in January and closes at the end of May, but popular schools often fill up early. If your school's Kindergarten class is full, you will be placed on a waitlist and assigned to a nearby school with space. Learn more about how to register at your District neighborhood school on page 18.
- ▶ **Attend open houses:** Schools offer open house visitation times for prospective families. You can find a list of dates at greatphillyschools.org/events.
- ▶ **Charter schools hold lotteries and notify parents of acceptances:** Each school holds its own lottery. In February, families who applied to charter schools through Apply Philly Charter will be able to log in to the site to view the outcome of their application(s). Families will also receive emails with their results. Charter schools not participating in Apply Philly Charter may also notify families during this time. If your child is placed on a waitlist, you may receive an offer later in the year. Speak with the school directly about your chances.
- ▶ **Early registration closes for District schools:** Kindergarten registration typically closes at the end of May. After the end of May, you can still register for Kindergarten by visiting your neighborhood school — as long as there is space available. Visit your school's front office or call to speak with the secretary to ensure that there is room for your child. Learn more about how to register at your District neighborhood school on page 18.

How to Register for Kindergarten at Your Neighborhood School

1 Identify Your Options

Though Kindergarten is not required, the District provides free Kindergarten for Philadelphia families. GreatPhillySchools offers the starting point for your school research and a reference to help you understand and compare your options. Visit greatphillyschools.org to learn more.

All families are eligible to enroll their child at a District neighborhood school. First, identify your catchment school by entering the student's home address in the Find a School search feature on greatphillyschools.org.

If you would like to attend a District school other than your assigned neighborhood school, you must fill out a separate application form online through the School Selection Process. The deadline to complete this form is generally in November. Visit schoolselect.philasd.org for more information. If your child is offered a seat, you will need to follow all steps to register and enroll in the school.

2 Gather Your Documents

To register for Kindergarten, you must provide the following documents:

- **Proof of your child's age:** Examples include birth or baptismal certificate, passport, prior school records indicating date of birth.
- **Proof of address (2 documents):** Examples include a lease, deed, valid state drivers or photo identification, or utility bills with your name and address. For more examples, visit bit.ly/SDP-Kinder.
- **Immunization records:** Ask your child's physician for these records. Students are exempt from this requirement if a physician provides a written statement that immunizations would be detrimental to the health of the child and/or the parent/guardian submits a written document objecting to immunization on religious grounds or strong moral/ethical conviction.

- **Registration forms:** These forms can be filled out at the school or completed at home. Visit philasd.org/studentplacement to access the EH-40 document online.

Though not required for registration, schools may request:

- Valid photo ID of the parent or guardian, such as a drivers license, passport or state photo identification card.
- Child's previous school information, if applicable.

3 Register at the School

Call ahead to make sure someone will be present at the school. Plan 30 minutes to one hour, as you may need to wait or complete additional paperwork. Tip: The best time to visit is during the middle of the day. Staff is generally very busy during student arrival and dismissal times. You can speed up the process by filling out the Registration Forms (EH-40 document) ahead of time. Visit philasd.org/studentplacement to find this document.

Alternatively, you can complete the registration online. Visit philasd.org/thriveatfive for more information.

Special Education and Accommodations

If you believe your child may need special learning accommodations, speak directly to the school. Many schools – including private schools – will work with your child to determine the best methods of support. In some cases, this may mean working with you to draft an Individualized Education Program (IEP). Learn more about this process on page 14.

Transitioning from an Early Intervention Program

Children planning to attend a District or charter school may be eligible to transition preschool special education services prior to starting Kindergarten. The transition process begins one year before your child is eligible for Kindergarten (or 1st grade if the child does not attend Kindergarten).

The goal of the Early Intervention transition process is to determine the levels of special education services your child will need for Kindergarten by the beginning of the school year. As the District evaluation process can be lengthy, eligible children can have an established IEP that will provide support first while seeking a reevaluation with the District or charter school.

Private schools have their own independent process to establish the level of supports offered to students needing special education services. For more information, contact the school directly.

For eligible preschool children ages 3 to 5 years old living in Philadelphia and areas of Delaware County, Elwyn SEEDS provides Preschool Early Intervention testing and coordinates support services. When children with Early Intervention services are of school age, Elwyn SEEDS coordinates the Transition to Kindergarten process, which begins a year prior to starting Kindergarten.

1. Complete the Intent to Register Form. This form will be shared with families who have children eligible for Kindergarten or 1st grade. By indicating your plan to register your child at a District or charter school, Elwyn SEEDS sends your child's preschool evaluation and IEP to your District or charter school and proceeds with the transition process.

2. Receive Notice of Transition Process Options.

After reviewing your child's documents, the District or charter school will notify the parents in writing with the options available. These options are (a) adopt the Early Intervention IEP for school, (b) adopt the Early Intervention IEP with revisions, or (c) conduct a reevaluation to establish a new IEP.

3. Attend the Transition Meeting. The purpose of this meeting is to discuss your child's options in person with the Early Intervention staff and District/charter staff.

4. Register at your Neighborhood School. Your child must be registered and enrolled in a District or charter school. Read about the timeline on page 17 and how to register at your neighborhood school on page 18.

5. Complete the Permission to Re-Evaluate Form (PTRE). While eligible children must have an IEP in place by the beginning of the school year, the District will also require a reevaluation. After receiving this signed form, the District can begin the reevaluation process. Learn about this process on page 14.

IMPORTANT NOTE: As the services available at different schools vary, your student could be placed at a different school to receive the appropriate supports in his/her IEP.

For more information:

- Elwyn SEEDS, <https://www.elwyn.org/services/early-learning-services>, **215-222-8054**
- Office of Diverse Learners, philasd.org/specializedservices, **215-400-4170**
- The Office of Dispute Resolution, odr-pa.org, or call ConsultLine at **800-879-2301**
- Education Law Center, elc-pa.org, **215-238-6970**

Frequently Asked Questions

How old does my child need to be to register?

To register for a public school, your child must be 5 years old by September 1st of the year they would start school. If your child will be 6 on September 1st, you can provide a written request to enroll them in Kindergarten instead of first grade — or you can skip Kindergarten and enroll directly in first grade.

What paperwork is required to register for Kindergarten at my neighborhood school?

See page 18 for the list of required documents to register at your District neighborhood school.

What paperwork do I need to apply to Kindergarten at a charter school?

You do not need to submit registration paperwork to apply to a charter school. Most charter schools accept a simple online application through Apply Philly Charter (applyphillycharter.org) for entry into their lottery. Only if you are offered a seat and want to attend the school are you expected to provide paperwork. Increase your options by applying to more schools; you'll have a chance to choose once you know whether or not your child has been accepted.

Should I register at my District neighborhood school?

Yes. The District provides free Kindergarten for Philadelphia families — but the space available at each school varies. When a school runs out of space, the District will place your child on the waitlist for your local school and refer you to a nearby school that still has space.

Registration typically opens in mid-January and closes at the end of May. Registering early assures your child a spot at your local school, even if you are still considering other options. Most charter school decisions will not be made before February, at which point your neighborhood school may already be full. Read more on how to register at your neighborhood school on page 18.

Is private school an option for me?

Private schools can seem out of reach for many families, but there is a wide range of tuition rates — and financial aid — available. Visit greatphillyschools.org to find out a private school's average tuition rate, but avoid sticker shock! Some of the most expensive schools are also the biggest providers of financial aid, making it possible for families with varying levels of income to attend. Some schools even offer a tuition-free experience for all of their students.

The fall before school starts is the best opportunity to apply for financial aid. Families who meet certain income requirements can also apply for lottery-based K-8 scholarships through Children's Scholarship Fund Philadelphia. Families who are selected receive tuition assistance for four years. The deadline to apply is usually early March. Visit csfphiladelphia.org for more information.

Do schools accept more applicants in Kindergarten than in other grades?

Applying in Kindergarten gives you the best opportunity to be selected for a school of your choice. Consider, for instance, a charter school that includes grades K to 5. In Kindergarten, the school holds its lottery for all 50 spaces it has available. The school expects about 44 of those students to continue on to first grade, leaving only six spaces available for new families. Similarly, District schools typically have fewer spaces for transfer students in higher grades.

Some schools, including many private Catholic schools, begin in pre-K, making it even more important to consider your options early.

Do schools provide transportation for Kindergarten?

Unfortunately, because Kindergarten is not mandatory in Pennsylvania, schools are not required to provide transportation unless it is included in the child's IEP. District schools do not provide transportation for Kindergarten, and most charter schools begin busing in first grade. A small number of charter schools, however, will allow younger siblings to ride on buses with older siblings. This is decided on a case-by-case basis, making it important to ask the school directly. Private schools typically do not provide free transportation.

Elementary and Middle School Profiles

GreatPhillySchools profiles offer a starting point for your school research and a reference to help you plan school visits. School profiles include enrollment numbers, contact information, transportation options and student demographics. We explain the different types of information you'll see in each profile on page 22.

The profiles are organized by region in Philadelphia and then listed alphabetically by the name a school is most commonly known by — often the last name of the person the school is named for. For example, the Julia R. Masterman Laboratory and Demonstration School is generally called Masterman.

For help in your search, use our alphabetical index (which lists schools in alphabetical order) and our school-type index (which lists, for example, all of the private schools together), beginning on page 131.

To learn more about a specific school, visit the schools profile on greatphillyschools.org. You can find standardized test results, courses, activities, and brief descriptions provided by the school's leadership, such as admissions information and points of pride.

Quick Reference Guide to Schools by Region

Center City



Zip Codes: 19102, 19103, 19106, 19107 **23**

Greater Northeast

Zip Codes: 19111, 19114, 19115, 19116, 19136, 19152, 19154 **25**

Lower Northeast/River Wards

Zip Codes: 19120, 19124, 19125, 19134, 19137, 19149 **34**

North Philadelphia

Zip Codes: 19121, 19122, 19123, 19130, 19132, 19133, 19140, 19141..... **48**

Northwest Philadelphia

Zip Codes: 19118, 19119, 19126, 19127, 19128, 19129, 19138, 19144, 19150 **65**

South Philadelphia

Zip Codes: 19145, 19146, 19147, 19148..... **76**

Southwest Philadelphia

Zip Codes: 19142, 19143, 19153 **84**

West Philadelphia/University City

Zip Codes: 19104, 19131, 19139, 19151 **90**



How to Read a Elementary & Middle School Profile

Schools are categorized in this guide by regions and zip codes, and then organized alphabetically.

Wissahickon Charter School: Fernhill Campus

1 → **Public Charter Citywide**

2 → **Grades K-8**

3 → **960 Students**

4700 Wissahickon Avenue
Building G
Philadelphia, PA 19144
(267) 338-1020

4

Bus: H, X RR: Queen Lane

5

6

Demographics		
American Indian or Alaskan Native		0%
Asian		0%
Black		92%
Hispanic		3%
Other		4%
Native Hawaiian or Pacific Islander		0%
White		2%
Female	54%	
Male	46%	
Special Ed	20%	
English Learner	0%	
Low-Income	58%	

1 School Type: Indicates whether the school is a District, charter or private school. A school's type determines its admissions requirements and whether it charges tuition. See page 9 for more information.

2 Grade Level: The grades served by the school.

3 Enrollment: The approximate number of students enrolled in the grades listed.

4 Contact Information: The school's location and phone number.

5 Public Transportation Options: SEPTA subway, bus, trolley and/or Regional Rail (RR) routes within a 15-minute walk of the school. BSL refers to the Broad Street (Orange) Line; MFL refers to the Market-Frankford (Blue) Line.

6 Demographics: The school's racial, economic and gender composition. Due to rounding and/or non-binary gender, demographic numbers may not add up to 100%.

Some Schools Are Missing Information

These schools may be new or don't report information in the same way as the majority of our schools. Contact the school directly to learn more. See page 8.

Center City

Zip Codes: 19102, 19103, 19106, 19107

Freire Charter Middle School

Public Charter Citywide
Grades 5-8
947 Students

1026 Market Street
 Philadelphia, PA 19107
 (267) 670-7499




BSL: City Hall, Walnut-Locust
MFL: 11th Street
Bus: 9, 12, 17, 21, 42, 44, 48, 62, 124, 125
Trolley: 10, 11, 13, 34, 36
RR: Market East

Demographics			
		American Indian or Alaskan Native	0%
		Asian	0%
		Black	94%
		Hispanic	2%
		Other	3%
		Native Hawaiian or Pacific Islander	0%
		White	0%
Female	56%		
Male	44%		
Special Ed	25%		
English Learner	1%		
Low-Income	82%		

Friends Select School

Private Independent
Grades PreK-12
617 Students

1651 Benjamin Franklin Parkway
 Philadelphia, PA 19103
 (215) 561-5900




BSL: City Hall, Race-Vine
Market-Frankford Line (15th St)
Bus: 2, 27, 32, 33, 48
RR: Suburban Station

Demographics			
		American Indian or Alaskan Native	2%
		Asian	9%
		Black	11%
		Hispanic	5%
		Other	34%
		White	39%
Female	52%		
Male	48%		
English Learner	2%		
Low-Income	0%		

Greenfield, Albert M., School

Public District Neighborhood
Grades K-8
683 Students

2200 Chestnut Street
 Philadelphia, PA 19103
 (215) 400-7810




Bus: 7, 9, 21, 42
Trolley: 10, 11, 13, 34, 36

Demographics			
		American Indian or Alaskan Native	0%
		Asian	10%
		Black	14%
		Hispanic	7%
		Other	11%
		Native Hawaiian or Pacific Islander	0%
		White	58%
Female	50%		
Male	50%		
Special Ed	12%		
English Learner	4%		
Low-Income	13%		

Holy Redeemer School

Private Catholic
Grades K-8
144 Students

915 Vine Street
 Philadelphia, PA 19107
 (215) 922-0999



Bus: 7, 32, 33, 38, 48

Demographics			
Low-Income	100%		

Mastery Charter School: Lenfest Campus

**Public Charter
Citywide**
Grades 7-12
608 Students

35 South 4th Street
Philadelphia, PA 19106
(215) 922-1902



MFL: 5th Street
Bus: 5, 9, 17, 21, 33,
38, 42, 44, 48, 57

Demographics

Female	50%
Male	50%
Special Ed	31%
English Learner	3%
Low-Income	78%

American Indian or Alaskan Native	1%
Asian	1%
Black	75%
Hispanic	19%
Other	3%
Native Hawaiian or Pacific Islander	0%
White	2%

McCall, Gen. George A., Elementary School

**Public District
Neighborhood**
Grades K-8
628 Students

325 South 7th Street
Philadelphia, PA 19106
(215) 400-7840



Bus: 12, 47

Demographics

Female	46%
Male	54%
Special Ed	14%
English Learner	24%
Low-Income	46%

American Indian or Alaskan Native	0%
Asian	48%
Black	13%
Hispanic	5%
Other	8%
Native Hawaiian or Pacific Islander	0%
White	26%

Philadelphia Performing Arts: A String Theory Charter School (Vine Street Campus)

**Public Charter
Citywide**
Grades 6-12
2753 Students

1600 Vine Street
Philadelphia, PA 19102
(267) 428-2224



BSL: Race-Vine
Bus: 2, 4, 16, 17, 27,
31, 32, 33, 38, 43,
44, 62, 78, 124, 125
RR: Suburban
Station

Demographics

Female	58%
Male	42%
Special Ed	17%
English Learner	7%
Low-Income	66%

American Indian or Alaskan Native	0%
Asian	16%
Black	29%
Hispanic	10%
Other	8%
Native Hawaiian or Pacific Islander	0%
White	37%

Russell Byers Charter School

**Public Charter
Citywide**
Grades PreK-8
715 Students

1911 Arch Street
Philadelphia, PA 19103
(215) 972-1700



Bus: 33, 38, 42
Trolley: 10, 11, 13,
34, 36
RR: Suburban
Station

Demographics

Female	50%
Male	50%
Special Ed	17%
English Learner	0%
Low-Income	97%

American Indian or Alaskan Native	0%
Asian	1%
Black	96%
Hispanic	1%
Other	0%
Native Hawaiian or Pacific Islander	0%
White	2%

St. Mary Interparochial School

Private Catholic
Grades K-8
260 Students

440 Locust Street
Philadelphia, PA 19106
(215) 923-7522



Bus: 9, 12, 21, 42,
57

Demographics

Female	55%
Male	45%
Low-Income	3%

American Indian or Alaskan Native	0%
Asian	4%
Black	8%
Hispanic	4%
Other	8%
Native Hawaiian or Pacific Islander	2%
White	74%

Greater Northeast

Zip Codes: 19111, 19114, 19115, 19116, 19136, 19152, 19154

Baldi, C.C.A, Middle School

Public District 8801 Verree Road
Neighborhood Philadelphia, PA 19115
Grades 6-8 (215) 400-3090
1463 Students



Bus: 67, 88

Demographics

Female	48%
Male	52%
Special Ed	13%
English Learner	28%
Low-Income	57%

American Indian or Alaskan Native	0%
Asian	25%
Black	14%
Hispanic	9%
Other	6%
Native Hawaiian or Pacific Islander	0%
White	45%

Brown, J.H., Elementary School

Public District 3600 Stanwood Street
Neighborhood Philadelphia, PA 19136
Grades K-6 (215) 400-3320
384 Students



Bus: 28, 66
 RR: Holmesburg Junction

Demographics

Female	48%
Male	52%
Special Ed	22%
English Learner	12%
Low-Income	78%

American Indian or Alaskan Native	0%
Asian	5%
Black	37%
Hispanic	32%
Other	6%
Native Hawaiian or Pacific Islander	0%
White	21%

Calvary Christian Academy

Private Independent 13500 Philmont Avenue
Grades PreK-12 Philadelphia, PA 19116
818 Students (215) 969-1579



Bus: 58, 84
 RR: Forest Hills

Demographics

Low-Income	0%
------------	----

Carnell, Laura H., School

Public District 1100 Devereaux Avenue
Neighborhood Philadelphia, PA 19111
Grades K-5 (215) 400-3150
723 Students



Bus: 19, 24, 26, 59, 67

Demographics

Female	47%
Male	53%
Special Ed	12%
English Learner	23%
Low-Income	83%

American Indian or Alaskan Native	0%
Asian	4%
Black	54%
Hispanic	34%
Other	1%
Native Hawaiian or Pacific Islander	0%
White	5%

Cedar Grove Christian Academy

Private Independent
Grades PreK-9
251 Students

6445 Bingham Street
Philadelphia, PA 19111
(215) 725-3383



Bus: 18, 24, 26

Demographics

Low-Income 55%

Christ the King School

Private Catholic
Grades PreK-8
157 Students

3205 Chesterfield Road
Philadelphia, PA 19114
(215) 632-1375



Bus: 20, 84

Demographics

Low-Income 9%

Comly, Watson T., School

Public District
Neighborhood
Grades K-5
565 Students

1001 Byberry Road
Philadelphia, PA 19116
(215) 400-3010



Bus: 84

Demographics

Female 50%
Male 50%
Special Ed 12%
English Learner 33%
Low-Income 54%

American Indian or Alaskan Native 0%
Asian 20%
Black 14%
Hispanic 12%
Other 4%
Native Hawaiian or Pacific Islander 0%
White 51%

Crossan, Kennedy C., Academics Plus Elementary School

Public District
Neighborhood
Grades K-5
316 Students

7350 Bingham Street
Philadelphia, PA 19111
(215) 400-3160



Bus: 18, 67, 70, 77
RR: Ryers

Demographics

Female 44%
Male 56%
Special Ed 9%
English Learner 14%
Low-Income 77%

American Indian or Alaskan Native 0%
Asian 12%
Black 40%
Hispanic 25%
Other 3%
Native Hawaiian or Pacific Islander 0%
White 20%

Decatur, Stephen, Elementary School

Public District
Neighborhood
Grades K-8
890 Students

3500 Academy Road
Philadelphia, PA 19154
(215) 400-3050



Bus: 19, 20, 66, 70

Demographics

Female 50%
Male 50%
Special Ed 18%
English Learner 12%
Low-Income 60%

American Indian or Alaskan Native 0%
Asian 11%
Black 15%
Hispanic 16%
Other 8%
Native Hawaiian or Pacific Islander 1%
White 49%

Farrell, Louis H., School

**Public District
Neighborhood**
Grades K-8
1102 Students

8300 Castor Avenue
Philadelphia, PA 19152
(215) 400-3230



Bus: 58, 59

Demographics

Female	50%
Male	50%
Special Ed	12%
English Learner	33%
Low-Income	67%

American Indian or Alaskan Native	0%
Asian	20%
Black	16%
Hispanic	22%
Other	5%
Native Hawaiian or Pacific Islander	1%
White	35%

Fitzpatrick, Aloysius L., School

**Public District
Neighborhood**
Grades PreK-8
756 Students

11061 Knights Road
Philadelphia, PA 19154
(215) 400-3060



Bus: 67, 84

Demographics

Female	45%
Male	55%
Special Ed	17%
English Learner	10%
Low-Income	67%

American Indian or Alaskan Native	0%
Asian	7%
Black	26%
Hispanic	16%
Other	9%
Native Hawaiian or Pacific Islander	0%
White	41%

Forrest, Edwin, Elementary School

**Public District
Neighborhood**
Grades PreK-6
784 Students

7300 Cottage Street
Philadelphia, PA 19136
(215) 400-3330



Bus: 28, 70, 84

Demographics

Female	50%
Male	50%
Special Ed	12%
English Learner	21%
Low-Income	85%

American Indian or Alaskan Native	0%
Asian	5%
Black	32%
Hispanic	43%
Other	7%
Native Hawaiian or Pacific Islander	0%
White	14%

Fox Chase School

**Public District
Neighborhood**
Grades K-5
447 Students

500 Rhawn Street
Philadelphia, PA 19111
(215) 400-3170



Bus: 18, 24, 28, 67
RR: Fox Chase

Demographics

Female	47%
Male	53%
Special Ed	21%
English Learner	11%
Low-Income	61%

American Indian or Alaskan Native	0%
Asian	9%
Black	24%
Hispanic	18%
Other	9%
Native Hawaiian or Pacific Islander	0%
White	40%

Frank, Anne, Elementary School

**Public District
Neighborhood**
Grades K-5
1349 Students

2000 Bowler Street
Philadelphia, PA 19115
(215) 400-3070



Bus: 1, 14, 58

Demographics

Female	48%
Male	52%
Special Ed	6%
English Learner	31%
Low-Income	62%

American Indian or Alaskan Native	0%
Asian	35%
Black	15%
Hispanic	9%
Other	3%
Native Hawaiian or Pacific Islander	0%
White	38%

Greenberg, Joseph J., Elementary School

**Public District
Neighborhood**
Grades K-8
831 Students

600 Sharon Lane
Philadelphia, PA 19115
(215) 400-3080



Bus: 67, 88

Demographics

Female	47%
Male	53%
Special Ed	15%
English Learner	12%
Low-Income	37%

American Indian or Alaskan Native	0%
Asian	37%
Black	12%
Hispanic	7%
Other	1%
Native Hawaiian or Pacific Islander	0%
White	44%

Hancock, John, Demonstration Elementary School

**Public District
Neighborhood**
Grades K-5
689 Students

3700 Morrell Avenue
Philadelphia, PA 19114
(215) 400-3120



Bus: 66, 84

Demographics

Female	49%
Male	51%
Special Ed	26%
English Learner	9%
Low-Income	62%

American Indian or Alaskan Native	0%
Asian	8%
Black	17%
Hispanic	18%
Other	5%
Native Hawaiian or Pacific Islander	0%
White	52%

Hancock, John, Demonstration Middle School-Gen. J. Harry LaBrum Campus

**Public District
Neighborhood**
Grades 6-8
689 Students

10800 Hawley Road
Philadelphia, PA 19154
(215) 400-3120



Bus: 20, 67

Demographics

Female	49%
Male	51%
Special Ed	26%
English Learner	9%
Low-Income	62%

American Indian or Alaskan Native	0%
Asian	8%
Black	17%
Hispanic	18%
Other	5%
Native Hawaiian or Pacific Islander	0%
White	52%

Holme, Thomas, Elementary School

**Public District
Neighborhood**
Grades PreK-6
721 Students

9125 Academy Road
Philadelphia, PA 19114
(215) 400-3130



Bus: 66, 88

Demographics

Female	49%
Male	51%
Special Ed	21%
English Learner	13%
Low-Income	75%

American Indian or Alaskan Native	0%
Asian	9%
Black	24%
Hispanic	26%
Other	10%
Native Hawaiian or Pacific Islander	0%
White	31%

Holmesburg Christian Academy

Private Independent
Grades PreK-8
123 Students

7927 Frankford Avenue
Philadelphia, PA 19136
(215) 335-4323



Bus: 28, 66

Demographics

Female	57%
Male	43%
Low-Income	51%

Asian	7%
Black	49%
Hispanic	21%
Other	5%
White	18%

Loesche, William H., Elementary School

**Public District
Neighborhood**
Grades PreK-5
972 Students

595 Tomlinson Road
Philadelphia, PA 19116
(215) 961-2000



Bus: 58

Demographics

Female	48%
Male	52%
Special Ed	13%
English Learner	49%
Low-Income	66%

American Indian or Alaskan Native	0%
Asian	35%
Black	6%
Hispanic	6%
Other	5%
Native Hawaiian or Pacific Islander	0%
White	48%

MaST Community Charter School

**Public Charter
Citywide**
Grades K-12
1477 Students

1800 East Byberry Road
Philadelphia, PA 19116
(267) 348-1100



Bus: 14, 20, 67

Demographics

Female	51%
Male	49%
Special Ed	15%
English Learner	2%
Low-Income	47%

American Indian or Alaskan Native	0%
Asian	10%
Black	12%
Hispanic	13%
Other	4%
Native Hawaiian or Pacific Islander	0%
White	60%

MaST Community Charter School II: Lawncrest Campus

**Public Charter
Citywide**
Grades K-2
1780 Students

6238 Rising Sun Avenue
Philadelphia, PA 19111
(215) 398-7960



Bus: 18
RR: Lawndale

Demographics

Female	47%
Male	53%
Special Ed	15%
English Learner	4%
Low-Income	65%

American Indian or Alaskan Native	0%
Asian	12%
Black	30%
Hispanic	21%
Other	5%
Native Hawaiian or Pacific Islander	0%
White	31%

MaST Community Charter School III

**Public Charter
Citywide**
Grades K-10
1220 Students

1 Crown Way
Philadelphia, PA 19154
(267) 574-9855



Bus: 1, 14, 84

Demographics

Female	50%
Male	50%
Special Ed	16%
English Learner	6%
Low-Income	100%

American Indian or Alaskan Native	1%
Asian	8%
Black	38%
Hispanic	25%
Other	5%
Native Hawaiian or Pacific Islander	0%
White	23%

Maternity B.V.M. School

Private Catholic
Grades PreK-8
420 Students

9322 Old Bustleton
Avenue
Philadelphia, PA 19115
(215) 673-0235



Bus: 58, 88

Demographics

Low-Income	12%
------------	-----

Moore, J. Hampton, School

Public District Neighborhood
Grades K-5
1134 Students

6900 Summerdale Avenue
 Philadelphia, PA 19111
 (215) 400-3180



Bus: 19, 24, 26, 59, 67

Demographics

Female	49%
Male	51%
Special Ed	15%
English Learner	31%
Low-Income	76%

American Indian or Alaskan Native	0%
Asian	18%
Black	33%
Hispanic	34%
Other	3%
Native Hawaiian or Pacific Islander	0%
White	12%

Nazareth Academy Grade School

Private Catholic
Grades 1-8
201 Students

4701 Grant Avenue
 Philadelphia, PA 19114
 (215) 637-7777



Bus: 19, 66, 84
RR: Torresdale

Demographics

Special Ed	1%
Low-Income	12%

New Foundations Charter School: K-8 Campus

Public Charter Citywide
Grades K-8
1495 Students

8001 Torresdale Avenue
 Philadelphia, PA 19136
 (215) 624-8100



Bus: 28, 84

Demographics

Female	48%
Male	52%
Special Ed	14%
English Learner	2%
Low-Income	74%

American Indian or Alaskan Native	0%
Asian	3%
Black	17%
Hispanic	23%
Other	2%
Native Hawaiian or Pacific Islander	0%
White	55%

Northeast Community Propel Academy

Public District Citywide
Grades K-8
1736 Students

7500 Rowland Avenue
 Philadelphia, PA 19136
 (215) 400-8350



Bus: 20, 28, 66, 70, 88

Demographics

Female	48%
Male	52%
Special Ed	13%
English Learner	32%
Low-Income	74%

American Indian or Alaskan Native	0%
Asian	20%
Black	23%
Hispanic	34%
Other	3%
Native Hawaiian or Pacific Islander	0%
White	20%

Our Lady of Calvary School

Private Catholic
Grades PreK-8
677 Students

11023 Kipling Lane
 Philadelphia, PA 19154
 (215) 637-1648



Bus: 67, 84

Demographics

Female	53%
Male	47%
Special Ed	33%
English Learner	99%
Low-Income	12%

American Indian or Alaskan Native	0%
Asian	0%
Black	0%
Hispanic	0%
Other	1%
Native Hawaiian or Pacific Islander	0%
White	99%

Philadelphia Academy Charter School

**Public Charter
Citywide**
Grades K-8
1100 Students

11000 Roosevelt
Boulevard
Philadelphia, PA 19116
(215) 676-8320



Bus: 1, 14, 67

Demographics

Female	50%
Male	50%
Special Ed	19%
English Learner	5%
Low-Income	43%

American Indian or Alaskan Native	0%
Asian	5%
Black	10%
Hispanic	12%
Other	3%
Native Hawaiian or Pacific Islander	0%
White	69%

Politz Hebrew Academy

Private Independent
Grades K-8
431 Students

9225 Old Bustleton
Avenue
Philadelphia, PA 19115
(215) 969-5960



Bus: 58, 88

Demographics

Low-Income	91%
------------	-----

Pollock, Robert B., Elementary School

**Public District
Neighborhood**
Grades K-6
686 Students

2875 Welsh Road
Philadelphia, PA 19152
(215) 400-3210



Bus: 20, 50, 88

Demographics

Female	49%
Male	51%
Special Ed	18%
English Learner	18%
Low-Income	74%

American Indian or Alaskan Native	0%
Asian	14%
Black	35%
Hispanic	24%
Other	6%
Native Hawaiian or Pacific Islander	0%
White	21%

Red Lion Elementary School

Private Independent
Grades PreK-5
183 Students

256 Geiger Road
Philadelphia, PA 19115
(215) 673-2100



Bus: 67

Demographics

Low-Income	52%
------------	-----

Resurrection Regional Catholic School

Private Catholic
Grades PreK-8
311 Students

2020 Shelmire Avenue
Philadelphia, PA 19152
(215) 742-1127



Bus: 59

Demographics

Low-Income	48%
------------	-----

Rhawnhurst Elementary School

Public District
Neighborhood
Grades PreK-5
604 Students

7809 Castor Avenue
 Philadelphia, PA 19152
 (215) 400-3220



Bus: 28, 59, 70, 77

Demographics

Female	49%
Male	51%
Special Ed	9%
English Learner	38%
Low-Income	73%

American Indian or Alaskan Native	0%
Asian	30%
Black	18%
Hispanic	23%
Other	5%
Native Hawaiian or Pacific Islander	0%
White	24%

St. Anselm Catholic School

Private Catholic
Grades PreK-8
215 Students

12650 Dunks Ferry Road
 Philadelphia, PA 19154
 (215) 632-1133



Bus: 20

Demographics

Low-Income	12%
------------	-----

St. Cecilia School

Private Catholic
Grades PreK-8
520 Students

525 Rhawn Street
 Philadelphia, PA 19111
 (215) 725-8588



Bus: 28
 RR: Fox Chase

Demographics

Low-Income	19%
------------	-----

St. Christopher School

Private Catholic
Grades PreK-8
279 Students

13305 Proctor Road
 Philadelphia, PA 19116
 (215) 673-5787



Bus: 58, 84

Demographics

Female	56%
Male	44%
Special Ed	15%
English Learner	14%
Low-Income	13%

Asian	4%
Black	3%
Other	6%
White	87%

St. Dominic School

Private Catholic
Grades PreK-8
237 Students

8510 Frankford Avenue
 Philadelphia, PA 19136
 (215) 333-6703



Bus: 66

Demographics

Low-Income	41%
------------	-----

St. Jerome Catholic School

Private Catholic
Grades PreK-8
279 Students

3031 Stamford Street
Philadelphia, PA 19136
(215) 624-0637



Bus: 20, 50, 88

Demographics

Female	43%
Male	57%
Special Ed	0%
English Learner	1%
Low-Income	14%

American Indian or Alaskan Native	0%
Asian	3%
Black	7%
Hispanic	8%
Other	4%
Native Hawaiian or Pacific Islander	1%
White	77%

St. Katherine of Siena Catholic Grade School

Private Catholic
Grades K-8
437 Students

9738 Frankford Avenue
Philadelphia, PA 19114
(215) 637-2181



Bus: 19, 66, 84

Demographics

Low-Income	15%
------------	-----

St. Martha Parish School

Private Catholic
Grades K-8
179 Students

11321 Academy Road
Philadelphia, PA 19154
(215) 632-0320



Bus: 20, 67

Demographics

Low-Income	0%
------------	----

Tacony Academy Charter Elementary School

Public Charter
Citywide
Grades K-8
1093 Students

1330 Rhawn Street
Philadelphia, PA 19111
(215) 742-5100



Bus: 19, 28

Demographics

Female	52%
Male	48%
Special Ed	17%
English Learner	4%
Low-Income	48%

American Indian or Alaskan Native	0%
Asian	6%
Black	35%
Hispanic	24%
Other	11%
Native Hawaiian or Pacific Islander	0%
White	23%

Wilson, Woodrow, Middle School

Public District
Neighborhood
Grades 6-8
1261 Students

1800 Cottman Avenue
Philadelphia, PA 19111
(215) 400-3190



Bus: 70, 77

Demographics

Female	47%
Male	53%
Special Ed	14%
English Learner	36%
Low-Income	73%


American Indian or Alaskan Native	0%
Asian	22%
Black	26%
Hispanic	33%
Other	6%
Native Hawaiian or Pacific Islander	0%
White	13%

Lower Northeast/River Wards

Zip Codes: 19120, 19124, 19125, 19134, 19137, 19149

Adaire, Alexander, School

Public District Neighborhood 1300 East Palmer Street Philadelphia, PA 19125
Grades K-8 (215) 400-7480
394 Students



Bus: 5, 25
Trolley: 15B


Demographics

Female	52%
Male	48%
Special Ed	12%
English Learner	0%
Low-Income	41%

American Indian or Alaskan Native	0%
Asian	2%
Black	4%
Hispanic	8%
Other	4%
Native Hawaiian or Pacific Islander	0%
White	81%

Allen, Ethan, School

Public District Neighborhood 6329 Battersby Street Philadelphia, PA 19149
Grades K-8 (215) 400-3270
923 Students



Bus: 26, 88


Demographics

Female	48%
Male	52%
Special Ed	10%
English Learner	37%
Low-Income	77%

American Indian or Alaskan Native	0%
Asian	9%
Black	27%
Hispanic	48%
Other	5%
Native Hawaiian or Pacific Islander	0%
White	11%

Alternative for the Middle Years at James Martin School (AMY)

Public District Citywide 3380 Richmond Street Philadelphia, PA 19134
Grades 6-8 (215) 400-7190
242 Students



Bus: 60, 73
Trolley: 15B


Demographics

Female	45%
Male	55%
Special Ed	24%
English Learner	3%
Low-Income	85%

American Indian or Alaskan Native	0%
Asian	1%
Black	30%
Hispanic	30%
Other	10%
Native Hawaiian or Pacific Islander	0%
White	29%

ASPIRA Eugenio Maria de Hostos Charter School

Public Charter Citywide 6301 North 2nd Street Philadelphia, PA 19120
Grades K-8 (215) 324-7012
510 Students



Bus: 47, 57

Demographics

Female	55%
Male	45%
Special Ed	27%
English Learner	13%
Low-Income	74%

American Indian or Alaskan Native	0%
Asian	2%
Black	6%
Hispanic	89%
Other	2%
Native Hawaiian or Pacific Islander	0%
White	0%

Barton, Clara, Elementary School

Public District Neighborhood 4600 Rosehill Street Philadelphia, PA 19120
Grades K-2 (215) 400-3720
526 Students



Bus: 75

Demographics

Female	45%
Male	55%
Special Ed	14%
English Learner	30%
Low-Income	85%

American Indian or Alaskan Native	0%
Asian	3%
Black	19%
Hispanic	71%
Other	3%
Native Hawaiian or Pacific Islander	0%
White	3%

Blessed Trinity Regional Catholic School

Private Catholic 3033 Levick Street Philadelphia, PA 19149
Grades PreK-8 (215) 338-9797
341 Students



Bus: 66, 88

Demographics

Female	52%
Male	48%
Special Ed	0%
English Learner	25%
Low-Income	48%

American Indian or Alaskan Native	0%
Asian	10%
Black	18%
Hispanic	30%
Other	8%
Native Hawaiian or Pacific Islander	1%
White	33%

Bridesburg School

Public District Neighborhood 2824 Jenks Street Philadelphia, PA 19137
Grades K-8 (215) 400-7240
598 Students



Bus: 22

Demographics

Female	44%
Male	56%
Special Ed	17%
English Learner	3%
Low-Income	73%

American Indian or Alaskan Native	0%
Asian	1%
Black	2%
Hispanic	12%
Other	5%
Native Hawaiian or Pacific Islander	0%
White	80%

Brown, Henry A., Elementary School

Public District Neighborhood 1946 East Sergeant Street Philadelphia, PA 19125
Grades K-8 (215) 400-7490
313 Students



MFL: Huntingdon
 Bus: 39

Demographics

Female	46%
Male	54%
Special Ed	25%
English Learner	9%
Low-Income	78%

American Indian or Alaskan Native	0%
Asian	13%
Black	15%
Hispanic	50%
Other	4%
Native Hawaiian or Pacific Islander	0%
White	18%

Community Academy of Philadelphia (CAP)

Public Charter Citywide 1100 East Erie Avenue Philadelphia, PA 19124
Grades K-12 (215) 533-6700
1235 Students



MFL: Tioga
 Bus: 56

Demographics

Female	53%
Male	47%
Special Ed	22%
English Learner	21%
Low-Income	93%

American Indian or Alaskan Native	0%
Asian	1%
Black	12%
Hispanic	85%
Other	1%
Native Hawaiian or Pacific Islander	0%
White	1%

Conwell, Russell H., Middle Magnet School

**Public District
Special Admit**
Grades 5-8
176 Students

1849 East Clearfield
Street
Philadelphia, PA 19134
(215) 400-7210



MFL: Allegheny
Bus: 3, 5, 89

Demographics

Female	48%
Male	52%
Special Ed	9%
English Learner	10%
Low-Income	86%

American Indian or Alaskan Native	1%
Asian	4%
Black	29%
Hispanic	49%
Other	6%
Native Hawaiian or Pacific Islander	0%
White	10%

Deep Roots Charter School

**Public Charter
Citywide**
Grades K-5
285 Students

3556 Frankford Avenue
Philadelphia, PA 19134
(267) 399-3727



MFL: Tioga
Bus: 3, 5, 25, 89

Demographics

Female	47%
Male	53%
Special Ed	14%
English Learner	5%
Low-Income	25%

American Indian or Alaskan Native	0%
Asian	0%
Black	45%
Hispanic	41%
Other	2%
Native Hawaiian or Pacific Islander	0%
White	11%

Disston, Hamilton, Elementary School

**Public District
Neighborhood**
Grades K-8
714 Students

6801 Cottage Street
Philadelphia, PA 19135
(215) 400-3350



Bus: 56, 66

Demographics

Female	49%
Male	51%
Special Ed	13%
English Learner	16%
Low-Income	83%

American Indian or Alaskan Native	0%
Asian	2%
Black	37%
Hispanic	41%
Other	5%
Native Hawaiian or Pacific Islander	0%
White	15%

Elkin, Lewis, Elementary School

**Public District
Neighborhood**
Grades K-4
540 Students

3199 D Street
Philadelphia, PA 19134
(215) 291-4701



Bus: 60

Demographics

Female	47%
Male	53%
Special Ed	11%
English Learner	27%
Low-Income	90%

American Indian or Alaskan Native	0%
Asian	0%
Black	19%
Hispanic	79%
Other	1%
Native Hawaiian or Pacific Islander	0%
White	1%

Feltonville Intermediate School

**Public District
Neighborhood**
Grades 3-5
525 Students

238 East Wyoming
Avenue
Philadelphia, PA 19120
(215) 400-3730



Bus: 57, 75

Demographics

Female	52%
Male	48%
Special Ed	15%
English Learner	24%
Low-Income	86%

American Indian or Alaskan Native	0%
Asian	4%
Black	24%
Hispanic	66%
Other	2%
Native Hawaiian or Pacific Islander	0%
White	3%

Feltonville School of Arts and Sciences

**Public District
Neighborhood**
Grades 6-8
536 Students

210 East Courtland
Street
Philadelphia, PA 19120
(215) 400-3810



Bus: 57, 75

Demographics

Female	46%	American Indian or Alaskan Native	0%
Male	54%	Asian	4%
Special Ed	17%	Black	24%
English Learner	27%	Hispanic	64%
Low-Income	82%	Other	6%
		Native Hawaiian or Pacific Islander	0%
		White	1%

Finletter, Thomas K., Academic Plus School

**Public District
Neighborhood**
Grades K-8
620 Students

6101 North Front Street
Philadelphia, PA 19120
(215) 400-3750



Bus: 57, K

Demographics

Female	49%	American Indian or Alaskan Native	0%
Male	51%	Asian	9%
Special Ed	23%	Black	70%
English Learner	6%	Hispanic	17%
Low-Income	80%	Other	4%
		Native Hawaiian or Pacific Islander	0%
		White	1%

First Philadelphia Preparatory Charter School

**Public Charter
Citywide**
Grades K-12
1863 Students

4300 Tacony Street
Philadelphia, PA 19124
(215) 743-3100



Bus: 25, 56, J

Demographics

Female	49%	American Indian or Alaskan Native	0%
Male	51%	Asian	1%
Special Ed	19%	Black	44%
English Learner	5%	Hispanic	32%
Low-Income	76%	Other	15%
		Native Hawaiian or Pacific Islander	0%
		White	8%

Frankford Friends School

Private Independent
Grades PreK-8
187 Students

1500 Orthodox Street
Philadelphia, PA 19124
(215) 533-5368



Bus: 3, 5, 75, 89, J

Demographics

Female	54%		
Male	46%		
Low-Income	10%		

Franklin Towne Charter Elementary School

**Public Charter
Citywide**
Grades K-8
959 Students

4259 Richmond Street
Suite 108
Philadelphia, PA 19137
(215) 289-3389



Bus: 25, 73

Demographics

Female	48%	American Indian or Alaskan Native	0%
Male	52%	Asian	2%
Special Ed	16%	Black	7%
English Learner	2%	Hispanic	12%
Low-Income	55%	Other	2%
		Native Hawaiian or Pacific Islander	0%
		White	77%

Franklin, Benjamin, Elementary School

Public District 5735 Rising Sun Avenue
Neighborhood Philadelphia, PA 19120
Grades K-8 (215) 400-3760
612 Students



Bus: 18

Demographics

Female	47%
Male	53%
Special Ed	11%
English Learner	21%
Low-Income	82%

American Indian or Alaskan Native	0%
Asian	6%
Black	57%
Hispanic	30%
Other	5%
Native Hawaiian or Pacific Islander	0%
White	2%

Hackett, Horatio B., School

Public District 2161 East York Street
Neighborhood Philadelphia, PA 19125
Grades PreK-5 (215) 400-7470
359 Students



MFL: Berks, York-Dauphin
 Bus: 5, 25, 39, 89

Demographics

Female	51%
Male	49%
Special Ed	19%
English Learner	1%
Low-Income	59%

American Indian or Alaskan Native	0%
Asian	3%
Black	6%
Hispanic	22%
Other	15%
Native Hawaiian or Pacific Islander	0%
White	54%

Harding, Warren G., Middle School

Public District 2000 Wakeling Street
Neighborhood Philadelphia, PA 19124
Grades 6-8 (215) 400-3990
623 Students



Bus: 25, 56, J

Demographics

Female	47%
Male	53%
Special Ed	30%
English Learner	18%
Low-Income	85%

American Indian or Alaskan Native	0%
Asian	2%
Black	51%
Hispanic	34%
Other	7%
Native Hawaiian or Pacific Islander	0%
White	6%

Holy Innocents Area Catholic Elementary School

Private Catholic 1312 East Bristol Street
Grades PreK-8 Philadelphia, PA 19124
257 Students (215) 743-5909



Bus: 89

Demographics

Low-Income	76%
------------	-----

Hopkinson, Francis, School

Public District 4001 L Street
Neighborhood Philadelphia, PA 19124
Grades K-8 (215) 400-3970
604 Students



MFL: Erie-Torresdale

Demographics

Female	47%
Male	53%
Special Ed	14%
English Learner	23%
Low-Income	83%

American Indian or Alaskan Native	0%
Asian	4%
Black	20%
Hispanic	68%
Other	3%
Native Hawaiian or Pacific Islander	1%
White	4%

Juniata Park Academy

Public District Neighborhood
Grades K-8
872 Students

801 East Hunting Park Avenue
 Philadelphia, PA 19124
 (215) 400-7010



Bus: 89

Demographics

Female	49%
Male	51%
Special Ed	11%
English Learner	26%
Low-Income	86%

American Indian or Alaskan Native	0%
Asian	9%
Black	11%
Hispanic	73%
Other	2%
Native Hawaiian or Pacific Islander	0%
White	6%

Keystone Academy Charter School

Public Charter Citywide
Grades K-8
688 Students

4521 Longshore Avenue
 Philadelphia, PA 19135
 (215) 332-2111



Bus: 56, 84

Demographics

Female	51%
Male	49%
Special Ed	21%
English Learner	7%
Low-Income	70%

American Indian or Alaskan Native	0%
Asian	7%
Black	33%
Hispanic	34%
Other	5%
Native Hawaiian or Pacific Islander	0%
White	21%

Lawton, Henry W., Elementary School

Public District Neighborhood
Grades PreK-5
566 Students

6101 Jackson Street
 Philadelphia, PA 19135
 (215) 400-3340



Bus: 26, 56

Demographics

Female	44%
Male	56%
Special Ed	20%
English Learner	11%
Low-Income	85%

American Indian or Alaskan Native	0%
Asian	2%
Black	42%
Hispanic	33%
Other	5%
Native Hawaiian or Pacific Islander	0%
White	17%

Lowell, James R., Elementary School

Public District Neighborhood
Grades PreK-4
494 Students

450 West Nedro Avenue
 Philadelphia, PA 19120
 (215) 400-3740



Bus: 8, 18, 26, 47

Demographics

Female	47%
Male	53%
Special Ed	11%
English Learner	15%
Low-Income	86%

American Indian or Alaskan Native	0%
Asian	11%
Black	65%
Hispanic	18%
Other	3%
Native Hawaiian or Pacific Islander	0%
White	2%

Mariana Bracetti Academy Charter School

Public Charter Citywide
Grades K-12
1559 Students

1840 Torresdale Avenue
 Philadelphia, PA 19124
 (215) 291-4436



MFL: Erie-Torresdale
 Bus: 3, 5, 56

Demographics

Female	50%
Male	50%
Special Ed	21%
English Learner	11%
Low-Income	100%

American Indian or Alaskan Native	0%
Asian	0%
Black	20%
Hispanic	75%
Other	2%
Native Hawaiian or Pacific Islander	0%
White	3%

Maritime Academy Charter: Elementary and Middle School Campus

Public Charter Citywide
Grades K-8
837 Students

2275 Bridge Street
 Philadelphia, PA 19137
 (215) 535-4555



Bus: 26, 56, 73, 84
RR: Bridesburg

Demographics

Female	48%
Male	53%
Special Ed	20%
English Learner	7%
Low-Income	75%

American Indian or Alaskan Native	0%
Asian	4%
Black	17%
Hispanic	38%
Other	3%
Native Hawaiian or Pacific Islander	0%
White	37%

Marshall, John, Elementary School

Public District Neighborhood
Grades K-5
246 Students

4500 Griscom Street
 Philadelphia, PA 19124
 (215) 400-3950



MFL: Arrott
Bus: 3, 5, 59, 75, 89, J, K

Demographics

Female	52%
Male	48%
Special Ed	12%
English Learner	10%
Low-Income	94%

American Indian or Alaskan Native	0%
Asian	0%
Black	60%
Hispanic	32%
Other	3%
Native Hawaiian or Pacific Islander	0%
White	5%

Marshall, Thurgood, School

Public District Neighborhood
Grades PreK-8
587 Students

5120 North 6th Street
 Philadelphia, PA 19120
 (215) 400-3770



Bus: 4, 47, J

Demographics

Female	48%
Male	52%
Special Ed	27%
English Learner	18%
Low-Income	89%

American Indian or Alaskan Native	0%
Asian	5%
Black	59%
Hispanic	30%
Other	5%
Native Hawaiian or Pacific Islander	0%
White	1%

MaST Community Charter School II

Public Charter Citywide
Grades 3-12
1780 Students

6501 New State Road
 Philadelphia, PA 19135
 (267) 526-0005



Bus: 18
RR: Lawndale

Demographics

Female	47%
Male	53%
Special Ed	15%
English Learner	4%
Low-Income	65%

American Indian or Alaskan Native	0%
Asian	12%
Black	30%
Hispanic	21%
Other	5%
Native Hawaiian or Pacific Islander	0%
White	31%

Mastery Charter School: Smedley Elementary School

Public Charter Neighborhood
Grades K-6
768 Students

1790 Bridge Street
 Philadelphia, PA 19124
 (215) 537-2523



MFL: Frankford
Bus: 25, 26, 73, 84

Demographics

Female	49%
Male	51%
Special Ed	23%
English Learner	6%
Low-Income	82%

American Indian or Alaskan Native	1%
Asian	0%
Black	62%
Hispanic	30%
Other	4%
Native Hawaiian or Pacific Islander	0%
White	3%

Mayfair Elementary School

**Public District
Neighborhood**
Grades K-8
1683 Students

3001 Princeton Avenue
Philadelphia, PA 19149
(215) 400-3280



Bus: 70, 88

Demographics

Female	48%
Male	52%
Special Ed	9%
English Learner	49%
Low-Income	68%

American Indian or Alaskan Native	0%
Asian	32%
Black	9%
Hispanic	34%
Other	2%
Native Hawaiian or Pacific Islander	0%
White	23%

Memphis Street Academy Charter School

**Public Charter
Neighborhood**
Grades 5-8
542 Students

2950 Memphis Street
Philadelphia, PA 19134
(215) 291-4709



Bus: 25, 54, 89

Demographics

Female	50%
Male	50%
Special Ed	25%
English Learner	20%
Low-Income	88%

American Indian or Alaskan Native	0%
Asian	0%
Black	33%
Hispanic	57%
Other	5%
Native Hawaiian or Pacific Islander	0%
White	4%

Morrison, Andrew J., School

**Public District
Neighborhood**
Grades K-8
525 Students

5100 North 3rd Street
Philadelphia, PA 19120
(215) 400-3780



Bus: 47, J

Demographics

Female	46%
Male	54%
Special Ed	18%
English Learner	19%
Low-Income	83%

American Indian or Alaskan Native	0%
Asian	5%
Black	52%
Hispanic	40%
Other	2%
Native Hawaiian or Pacific Islander	0%
White	1%

Mother of Divine Grace School

Private Catholic
Grades PreK-8
147 Students

2612 East Monmouth Street
Philadelphia, PA 19134
(215) 426-7325



Bus: 15B, 54

Demographics

Low-Income	42%
------------	-----

Northwood Academy Charter School

**Public Charter
Citywide**
Grades K-8
765 Students

4621 Castor Avenue
Philadelphia, PA 19124
(215) 289-5606



Bus: 75, 89, J

Demographics

Female	47%
Male	53%
Special Ed	17%
English Learner	5%
Low-Income	66%

American Indian or Alaskan Native	0%
Asian	2%
Black	67%
Hispanic	21%
Other	1%
Native Hawaiian or Pacific Islander	0%
White	8%

Olney Christian Elementary School

Private Independent 425 East Roosevelt
Boulevard
Philadelphia, PA 19120
Grades K-4
67 Students (215) 324-2323



Bus: 8, 26, 57, J, R

Demographics

Low-Income 94%

Olney Christian Middle School

Private Independent 5500 Tabor Avenue
Philadelphia, PA 19120
Grades 5-8
56 Students (267) 900-2005



Bus: 1, 8, 26, 57, J, R

RR: Fox Chase

Demographics

Low-Income 94%

Olney Elementary School

Public District Neighborhood 5301 North Water Street
Philadelphia, PA 19120
Grades K-8
719 Students (215) 400-3790



Bus: 8, 57, J
RR: Olney

Demographics

Female 48%
Male 52%
Special Ed 12%
English Learner 29%
Low-Income 79%

American Indian or Alaskan Native 0%
Asian 13%
Black 41%
Hispanic 42%
Other 3%
Native Hawaiian or Pacific Islander 0%
White 1%

Our Lady of Port Richmond Regional Catholic School

Private Catholic 3233 East Thompson
Street
Philadelphia, PA 19134
Grades PreK-8
253 Students (215) 739-1920



Bus: 60
Trolley: 15B

Demographics

Low-Income 34%

Penn Treaty

Public District Neighborhood 600 East Thompson
Street
Philadelphia, PA 19125
Grades 6-12
470 Students (215) 400-3800



Bus: 15B, 25, 89

Demographics

Female 41%
Male 59%
Special Ed 43%
English Learner 7%
Low-Income 86%

American Indian or Alaskan Native 0%
Asian 1%
Black 34%
Hispanic 33%
Other 8%
Native Hawaiian or Pacific Islander 0%
White 24%

Philadelphia Charter School for Arts and Sciences, The

**Public Charter
Neighborhood**
Grades K-8
996 Students

1197 Haworth Street
Philadelphia, PA 19124
(215) 537-2520



Bus: 8, 24, 59, R

Demographics

Female	50%
Male	50%
Special Ed	23%
English Learner	10%
Low-Income	81%

American Indian or Alaskan Native	0%
Asian	1%
Black	52%
Hispanic	36%
Other	9%
Native Hawaiian or Pacific Islander	0%
White	2%

Richmond Elementary School

**Public District
Neighborhood**
Grades K-5
362 Students

2944 Belgrade Street
Philadelphia, PA 19134
(215) 400-7150



Bus: 25, 54, 89

Demographics

Female	44%
Male	56%
Special Ed	19%
English Learner	10%
Low-Income	87%

American Indian or Alaskan Native	0%
Asian	2%
Black	17%
Hispanic	39%
Other	6%
Native Hawaiian or Pacific Islander	0%
White	35%

Sankofa Freedom Academy Charter School

**Public Charter
Citywide**
Grades K-12
663 Students

2501 Kensington
Avenue
Philadelphia, PA 19125
(215) 288-2001



MFL: Huntingdon

Demographics

Female	48%
Male	52%
Special Ed	20%
English Learner	0%
Low-Income	78%

American Indian or Alaskan Native	1%
Asian	0%
Black	95%
Hispanic	3%
Other	2%
Native Hawaiian or Pacific Islander	0%
White	0%

Sheridan, Philip, Elementary School

**Public District
Neighborhood**
Grades K-4
463 Students

800 East Ontario Street
Philadelphia, PA 19134
(215) 400-7160



Bus: 89

Demographics

Female	49%
Male	51%
Special Ed	15%
English Learner	22%
Low-Income	89%

American Indian or Alaskan Native	0%
Asian	2%
Black	25%
Hispanic	68%
Other	2%
Native Hawaiian or Pacific Islander	0%
White	4%

Solis-Cohen, Solomon, Academics Plus Elementary School

**Public District
Neighborhood**
Grades K-5
1251 Students

7001 Horrocks Street
Philadelphia, PA 19149
(215) 400-3250



Bus: 1, 14, 20, 58, 59, 70, 77


Demographics

Female	50%
Male	50%
Special Ed	10%
English Learner	55%
Low-Income	70%

American Indian or Alaskan Native	0%
Asian	20%
Black	14%
Hispanic	48%
Other	3%
Native Hawaiian or Pacific Islander	0%
White	15%

Spruance, Gilbert, Elementary School

**Public District
Neighborhood** 6401 Horrocks Street
Philadelphia, PA 19149
Grades PreK-8 (215) 400-3290
1268 Students

 **Bus:** 1, 14, 20, 26, 58

Demographics

Female	50%
Male	50%
Special Ed	13%
English Learner	32%
Low-Income	78%

American Indian or Alaskan Native	1%
Asian	11%
Black	37%
Hispanic	38%
Other	4%
Native Hawaiian or Pacific Islander	0%
White	10%

St. George School

Private Catholic 2700 East Venango Street
Philadelphia, PA 19134
Grades PreK-8
154 Students (215) 634-8803

 **Bus:** 25, 73


Demographics

Female	52%
Male	48%
Low-Income	48%

Asian	3%
Black	2%
Hispanic	4%
Other	3%
White	89%

St. Helena-Incarnation, an Independence Mission School

Private Catholic 6101 North 5th Street
Philadelphia, PA 19120
Grades PreK-8
479 Students (215) 549-2947

 **Bus:** 47, 57, 70, K


Demographics

Female	52%
Male	48%
Special Ed	2%
English Learner	12%
Low-Income	66%

American Indian or Alaskan Native	2%
Asian	17%
Black	54%
Hispanic	16%
Other	5%
Native Hawaiian or Pacific Islander	0%
White	6%

St. Laurentius School

Private Catholic 1612 East Berks Street
Philadelphia, PA 19125
Grades PreK-8
124 Students (215) 423-8834

 **MFL:** Berks
Bus: 5, 25, 89

Demographics

Low-Income	36%
------------	-----

St. Lucy Day School for Children with Visual Impairments

Private Catholic 4251 L Street
Philadelphia, PA 19124
Grades K-8
26 Students (215) 289-4220

 **Bus:** 89

Demographics

Low-Income	53%
------------	-----

St. Martin of Tours, an Independence Mission School

Private Catholic
Grades PreK-8

5701 Loretto Avenue
Philadelphia, PA 19124
(215) 744-0444



Bus: 1, 59

Demographics

Female	55%
Male	45%
Special Ed	2%
English Learner	22%
Low-Income	67%

American Indian or Alaskan Native	0%
Asian	9%
Black	39%
Hispanic	43%
Other	3%
Native Hawaiian or Pacific Islander	0%
White	6%

St. Matthew School

Private Catholic
Grades PreK-8
400 Students

3040 Cottman Avenue
Philadelphia, PA 19124
(215) 333-3142



Bus: 70, 88

Demographics

Low-Income	36%
------------	-----

Stearne, Allen M., School

Public District Neighborhood
Grades K-8
380 Students

1655 Unity Street
Philadelphia, PA 19124
(215) 400-3980



MFL: Church
Bus: 3, 5

Demographics

Female	47%
Male	53%
Special Ed	20%
English Learner	10%
Low-Income	91%

American Indian or Alaskan Native	0%
Asian	0%
Black	52%
Hispanic	39%
Other	6%
Native Hawaiian or Pacific Islander	0%
White	2%

Stetson, John B., Elementary School

Public District Neighborhood
Grades 5-8

3200 B Street
Philadelphia, PA 19134
(215) 291-4720



Bus: 57, 60

Demographics

Female	47%
Male	53%
Special Ed	23%
English Learner	29%
Low-Income	85%

American Indian or Alaskan Native	0%
Asian	0%
Black	16%
Hispanic	82%
Other	0%
Native Hawaiian or Pacific Islander	0%
White	2%

Sullivan, James J., School

Public District Neighborhood
Grades K-5
413 Students

5300 Ditman Street
Philadelphia, PA 19124
(215) 537-2524



Bus: 25, 26, 56, 73, 84

Demographics

Female	46%
Male	54%
Special Ed	20%
English Learner	14%
Low-Income	90%

American Indian or Alaskan Native	0%
Asian	2%
Black	44%
Hispanic	41%
Other	4%
Native Hawaiian or Pacific Islander	0%
White	10%

Universal Creighton Charter School

**Public Charter
Neighborhood**
Grades K-8
718 Students

5401 Tabor Avenue
Philadelphia, PA 19120
(215) 537-2531



Bus: 26, K

Demographics

Female	46%
Male	54%
Special Ed	11%
English Learner	19%
Low-Income	100%

American Indian or Alaskan Native	0%
Asian	10%
Black	29%
Hispanic	59%
Other	0%
Native Hawaiian or Pacific Islander	0%
White	1%

Visitation B.V.M. School

Private Catholic
Grades PreK-8
311 Students

300 East Lehigh Avenue
Philadelphia, PA 19125
(215) 634-7280



MFL: Huntingdon
Bus: 3, 39, 54

Demographics

Low-Income	70%
------------	-----

Washington Jr., Grover, Middle School

**Public District
Neighborhood**
Grades 5-8
445 Students

201 East Olney Avenue
Philadelphia, PA 19120
(215) 400-3820



Bus: 18, 26, 57
RR: Olney

Demographics

Female	47%
Male	53%
Special Ed	24%
English Learner	17%
Low-Income	81%

American Indian or Alaskan Native	0%
Asian	12%
Black	62%
Hispanic	16%
Other	7%
Native Hawaiian or Pacific Islander	0%
White	2%

Webster, John H., Elementary School

**Public District
Neighborhood**
Grades PreK-5
483 Students

3400 Frankford Avenue
Philadelphia, PA 19134
(215) 400-7170



MFL: Allegheny, Tioga
Bus: 3, 5, 60, 89

Demographics

Female	51%
Male	49%
Special Ed	20%
English Learner	8%
Low-Income	91%

American Indian or Alaskan Native	0%
Asian	1%
Black	31%
Hispanic	54%
Other	3%
Native Hawaiian or Pacific Islander	0%
White	11%

Willard, Frances E., School

**Public District
Neighborhood**
Grades K-4
446 Students

1930 East Elkhart Street
Philadelphia, PA 19134
(215) 400-7180



MFL: Allegheny
Bus: 3, 5, 89

Demographics

Female	44%
Male	56%
Special Ed	18%
English Learner	11%
Low-Income	91%

American Indian or Alaskan Native	0%
Asian	0%
Black	36%
Hispanic	56%
Other	1%
Native Hawaiian or Pacific Islander	0%
White	6%

Ziegler, William H., Elementary School

**Public District
Neighborhood
Grades K-8
494 Students**

5935 Saul Street
Philadelphia, PA 19149
(215) 537-2510



Bus: 14, 20, 58

Demographics

Female	49%
Male	51%
Special Ed	20%
English Learner	20%
Low-Income	80%

American Indian or Alaskan Native	0%
Asian	4%
Black	39%
Hispanic	43%
Other	6%
Native Hawaiian or Pacific Islander	0%
White	8%

North Philadelphia

Zip Codes: 19121, 19122, 19123, 19130, 19132, 19133, 19140, 19141

Al-Aqsa Islamic Academy

Private Independent
Grades K-12
287 Students

1501 Germantown Avenue
 Philadelphia, PA 19122
 (215) 765-6660


 **Bus: 47, 57**
Trolley: 15

Demographics

Allen, Dr. Allen D., Promise Academy

Public District Neighborhood
Grades PreK-8
336 Students

3200 West Lehigh Avenue
 Philadelphia, PA 19132
 (215) 400-7040

 **Bus: 32, 54**

Demographics

Female	53%
Male	47%
Special Ed	13%
English Learner	0%
Low-Income	93%

American Indian or Alaskan Native	0%
Asian	0%
Black	97%
Hispanic	1%
Other	2%
Native Hawaiian or Pacific Islander	0%
White	1%

Alliance for Progress Charter School

Public Charter Citywide
Grades K-8
567 Students

1722 Cecil B. Moore Avenue
 Philadelphia, PA 19121
 (215) 232-4892

 **BSL: Cecil B. Moore**

Demographics

Female	53%
Male	47%
Special Ed	16%
English Learner	0%
Low-Income	86%

American Indian or Alaskan Native	0%
Asian	0%
Black	95%
Hispanic	1%
Other	2%
Native Hawaiian or Pacific Islander	0%
White	1%

ASPIRA Antonia Pantoja Community Charter School

Public Charter Citywide
Grades K-8
699 Students

4101 North American Street
 Philadelphia, PA 19140
 (215) 329-2733

 **Bus: 47**

Demographics

Female	49%
Male	51%
Special Ed	28%
English Learner	13%
Low-Income	76%

American Indian or Alaskan Native	0%
Asian	0%
Black	2%
Hispanic	97%
Other	1%
Native Hawaiian or Pacific Islander	0%
White	0%

Bache-Martin Elementary School

Public District 2201 Brown Street
Neighborhood Philadelphia, PA 19130
Grades PreK-8 (215) 684-5074
498 Students



Bus: 7, 48, 33

Demographics

Female	47%	American Indian or Alaskan Native	0%
Male	53%	Asian	3%
Special Ed	31%	Black	49%
English Learner	6%	Hispanic	13%
Low-Income	59%	Other	4%
		Native Hawaiian or Pacific Islander	0%
		White	30%

Bethune, Mary McLeod, Elementary School

Public District 3301 Old York Road
Neighborhood Philadelphia, PA 19140
Grades PreK-8 (215) 400-3890
461 Students



BSL: Allegheny
 Bus: 4, 23

Demographics

Female	49%	American Indian or Alaskan Native	0%
Male	51%	Asian	0%
Special Ed	12%	Black	75%
English Learner	9%	Hispanic	21%
Low-Income	91%	Other	2%
		Native Hawaiian or Pacific Islander	0%
		White	1%

Blaine, James G., Academics Plus School

Public District 3001 West Berks Street
Neighborhood Philadelphia, PA 19121
Grades PreK-8 (215) 400-7330
320 Students



Bus: 7, 48, 61

Demographics

Female	45%	American Indian or Alaskan Native	0%
Male	55%	Asian	0%
Special Ed	32%	Black	91%
English Learner	1%	Hispanic	6%
Low-Income	91%	Other	2%
		Native Hawaiian or Pacific Islander	0%
		White	1%

Cayuga Elementary School

Public District 4344 North 5th Street
Neighborhood Philadelphia, PA 19140
Grades K-5 (215) 400-3850
333 Students



Bus: 4, 47, 75

Demographics

Female	47%	American Indian or Alaskan Native	0%
Male	53%	Asian	0%
Special Ed	15%	Black	23%
English Learner	27%	Hispanic	76%
Low-Income	88%	Other	1%
		Native Hawaiian or Pacific Islander	0%
		White	1%

City School at Fairmount, The

Private Independent 860 North 24th Street
Grades PreK-5 Philadelphia, PA 19130
90 Students (215) 769-5363



Trolley: 15

Demographics

Female	52%	American Indian or Alaskan Native	0%
Male	48%	Asian	0%
Low-Income	46%	Black	87%
		Hispanic	2%
		Other	3%
		Native Hawaiian or Pacific Islander	0%
		White	8%

City School at Poplar, The

Private Independent
Grades 6-12
198 Students

910 North 6th Street
Philadelphia, PA 19123
(215) 731-1930



Bus: 47, 57
Trolley: 15

Demographics

Low-Income 0%

Clemente, Roberto, Promise Academy

Public District Neighborhood
Grades 6-8
207 Students

122 West Erie Avenue
Philadelphia, PA 19140
(215) 400-3930



Bus: 56, 57

Demographics

Female 42%
Male 58%
Special Ed 25%
English Learner 24%
Low-Income 90%

American Indian or Alaskan Native 0%
Asian 2%
Black 39%
Hispanic 55%
Other 4%
Native Hawaiian or Pacific Islander 0%
White 0%

Community Partnership School

Private Independent
Grades PreK-5
111 Students

3033 West Glenwood Avenue
Philadelphia, PA 19121
(215) 235-0461



Bus: 3, 32, 48

Demographics

Low-Income 75%

Cooke, Jay, Elementary School

Public District Neighborhood
Grades K-8
373 Students

1300 West Loudon Street
Philadelphia, PA 19141
(215) 400-8330



BSL: Wyoming
Bus: 16, 75

Demographics

Female 50%
Male 50%
Special Ed 22%
English Learner 7%
Low-Income 90%

American Indian or Alaskan Native 0%
Asian 1%
Black 80%
Hispanic 12%
Other 5%
Native Hawaiian or Pacific Islander 1%
White 2%

Cramp, William, Elementary School

Public District Neighborhood
Grades PreK-5
347 Students

3449 North Mascher Street
Philadelphia, PA 19140
(215) 400-3860



Bus: 57

Demographics

Female 51%
Male 49%
Special Ed 16%
English Learner 20%
Low-Income 89%

American Indian or Alaskan Native 0%
Asian 0%
Black 20%
Hispanic 77%
Other 1%
Native Hawaiian or Pacific Islander 0%
White 1%

De Burgos, Julia, Elementary School

Public District
Neighborhood
Grades K-8
628 Students

401 West Lehigh Avenue
Philadelphia, PA 19133
(215) 400-7080



Bus: 39, 54

Demographics

Female	50%
Male	50%
Special Ed	23%
English Learner	24%
Low-Income	93%

American Indian or Alaskan Native	0%
Asian	0%
Black	16%
Hispanic	80%
Other	3%
Native Hawaiian or Pacific Islander	0%
White	1%

Dick, William, School

Public District
Neighborhood
Grades K-8
359 Students

2498 West Diamond Street
Philadelphia, PA 19121
(215) 684-5081



Bus: 7, 33, 48

Demographics

Female	44%
Male	56%
Special Ed	25%
English Learner	0%
Low-Income	93%

American Indian or Alaskan Native	0%
Asian	0%
Black	94%
Hispanic	3%
Other	1%
Native Hawaiian or Pacific Islander	0%
White	2%

Duckrey, Dr. Tanner G., School

Public District
Neighborhood
Grades K-8
441 Students

1501 West Diamond Street
Philadelphia, PA 19121
(215) 400-7350



BSL: Susquehanna-Dauphin
Bus: 2, 4, 16

Demographics

Female	49%
Male	51%
Special Ed	17%
English Learner	0%
Low-Income	90%

American Indian or Alaskan Native	0%
Asian	0%
Black	92%
Hispanic	4%
Other	2%
Native Hawaiian or Pacific Islander	0%
White	2%

Dunbar, Paul L., Promise Academy

Public District
Neighborhood
Grades K-8
240 Students

1750 North 12th Street
Philadelphia, PA 19122
(215) 400-7410



BSL: Cecil B. Moore
Bus: 3, 4, 16, 23

Demographics

Female	46%
Male	54%
Special Ed	22%
English Learner	5%
Low-Income	89%

American Indian or Alaskan Native	0%
Asian	0%
Black	88%
Hispanic	3%
Other	3%
Native Hawaiian or Pacific Islander	0%
White	5%

Engineering and Science, George Washington Carver High School of

Public District
Special Admit
Grades 7-12
898 Students

1600 West Norris Street
Philadelphia, PA 19121
(215) 400-7380



BSL: Cecil B. Moore, Susquehanna-Dauphin
Bus: 2, 4, 16, 39

Demographics

Female	48%
Male	52%
Special Ed	4%
English Learner	1%
Low-Income	50%

American Indian or Alaskan Native	0%
Asian	14%
Black	61%
Hispanic	11%
Other	6%
Native Hawaiian or Pacific Islander	0%
White	8%

Esperanza Academy Charter Elementary School

Public Charter Citywide
Grades K-5
1631 Students

3150 North Mascher Street
 Allegheny
 Philadelphia, PA 19133
 (215) 999-0203



Bus: 47, 53, 57

Demographics

Female	52%
Male	48%
Special Ed	18%
English Learner	27%
Low-Income	81%

American Indian or Alaskan Native	0%
Asian	0%
Black	6%
Hispanic	94%
Other	0%
Native Hawaiian or Pacific Islander	0%
White	0%

Esperanza Academy Charter Middle School

Public Charter Citywide
Grades 6-8
1631 Students

4261 North 5th Street
 Philadelphia, PA 19140
 (267) 270-4044



BSL: Hunting Park
 Bus: 4, 47, 56, 57

Demographics

Female	52%
Male	48%
Special Ed	18%
English Learner	27%
Low-Income	81%

American Indian or Alaskan Native	0%
Asian	0%
Black	6%
Hispanic	94%
Other	0%
Native Hawaiian or Pacific Islander	0%
White	0%

Folk Arts-Cultural Treasures Charter School

Public Charter Citywide
Grades K-8
487 Students

1023 Callowhill Street
 Philadelphia, PA 19123
 (215) 569-2600



BSL: Chinatown, Race-Vine
 Bus: 2, 17, 23, 43, 44, 48

Demographics

Female	49%
Male	51%
Special Ed	16%
English Learner	30%
Low-Income	53%

American Indian or Alaskan Native	0%
Asian	71%
Black	9%
Hispanic	6%
Other	7%
Native Hawaiian or Pacific Islander	0%
White	7%

Gesu School

Private Catholic
Grades PreK-8
392 Students

1700 West Thompson Street
 Philadelphia, PA 19121
 (215) 763-3660



Bus: 2, 33, 61
 Trolley: 15

Demographics

Low-Income	60%
------------	-----

Gideon, Edward, School

Public District Neighborhood
Grades K-8
214 Students

2817 West Glenwood Avenue
 Philadelphia, PA 19121
 (215) 400-7360



Bus: 7, 48, 61

Demographics

Female	52%
Male	48%
Special Ed	21%
English Learner	1%
Low-Income	93%

American Indian or Alaskan Native	0%
Asian	0%
Black	96%
Hispanic	4%
Other	1%
Native Hawaiian or Pacific Islander	0%
White	0%

Girard College

Private Independent 2101 South College Avenue
Grades 1-12 Philadelphia, PA 19121
318 Students (215) 787-2621



Bus: 2, 7, 33, 48, 61
Trolley: 15

Demographics

Asian	2%
Black	89%
Hispanic	4%
Other	4%
Native Hawaiian or Pacific Islander	1%
White	2%

Female	55%
Male	45%

Hall, Prince, School

Public District Neighborhood 6101 North Gratz Street
Grades PreK-5 Philadelphia, PA 19141
379 Students (215) 400-3690



Bus: 6, 22, 55

Demographics

American Indian or Alaskan Native	0%
Asian	0%
Black	93%
Hispanic	4%
Other	1%
Native Hawaiian or Pacific Islander	0%
White	1%

Female	53%
Male	47%
Special Ed	23%
English Learner	0%
Low-Income	89%

Hartranft, John F., School

Public District Neighborhood 720 West Cumberland Street
Grades K-8 Philadelphia, PA 19133
300 Students (215) 400-7090



Bus: 23, 39, 47

Demographics

American Indian or Alaskan Native	0%
Asian	0%
Black	69%
Hispanic	25%
Other	5%
Native Hawaiian or Pacific Islander	1%
White	0%

Female	48%
Male	52%
Special Ed	24%
English Learner	6%
Low-Income	90%

Hope Partnership for Education

Private Independent 2601 North 11th Street
Grades 5-8 Philadelphia, PA 19133
37 Students (215) 232-5410



Bus: 23, 54

Demographics

Black	81%
Hispanic	13%
Other	6%

Female	51%
Male	49%

Howe, Julia Ward, Academics Plus School

Public District Neighborhood 5800 North 13th Street
Grades K-5 Philadelphia, PA 19141
206 Students (215) 400-3650



BSL: Fern Rock, Olney
Bus: 6, 22, 55, L

Demographics

American Indian or Alaskan Native	1%
Asian	1%
Black	91%
Hispanic	5%
Other	1%
Native Hawaiian or Pacific Islander	0%
White	0%

Female	51%
Male	49%
Special Ed	22%
English Learner	4%
Low-Income	90%

Hunter, William H., Elementary School

Public District Neighborhood 2400 North Front Street Philadelphia, PA 19133
Grades PreK-8 (215) 400-7110
423 Students



MFL: York-Dauphin
Bus: 3, 39, 89

Demographics

Female	45%
Male	55%
Special Ed	27%
English Learner	12%
Low-Income	89%

American Indian or Alaskan Native	0%
Asian	1%
Black	16%
Hispanic	75%
Other	4%
Native Hawaiian or Pacific Islander	0%
White	3%

Hunting Park Christian Academy

Private Independent 4400 North 6th Street Philadelphia, PA 19140
Grades PreK-8 (267) 331-8002
145 Students



Bus: 1, 4, 47, R

Demographics

Female	51%
Male	49%
Low-Income	72%

American Indian or Alaskan Native	0%
Asian	2%
Black	26%
Hispanic	60%
Other	11%
Native Hawaiian or Pacific Islander	0%
White	1%

Kearny, Gen. Philip, School

Public District Neighborhood 601 Fairmount Avenue Philadelphia, PA 19123
Grades K-8 (215) 351-7343
194 Students



Bus: 47

Demographics

Female	46%
Male	54%
Special Ed	30%
English Learner	5%
Low-Income	90%

American Indian or Alaskan Native	0%
Asian	0%
Black	81%
Hispanic	11%
Other	6%
Native Hawaiian or Pacific Islander	0%
White	2%

Kelley, William D., STEM Academy

Public District Neighborhood 1601 North 28th Street Philadelphia, PA 19121
Grades PreK-8 (215) 400-7370
223 Students



Bus: 3, 7, 48

Demographics

Female	46%
Male	54%
Special Ed	17%
English Learner	0%
Low-Income	90%

American Indian or Alaskan Native	0%
Asian	0%
Black	95%
Hispanic	5%
Other	0%
Native Hawaiian or Pacific Islander	0%
White	0%

Kenderton Elementary School

Public District Neighborhood 1500 West Ontario Street Philadelphia, PA 19140
Grades K-8 (215) 400-8340
360 Students



BSL: Allegheny
Bus: 2, 4, 16

Demographics

Female	45%
Male	55%
Special Ed	26%
English Learner	2%
Low-Income	93%

American Indian or Alaskan Native	1%
Asian	0%
Black	85%
Hispanic	12%
Other	1%
Native Hawaiian or Pacific Islander	0%
White	2%

KIPP North Philadelphia Academy

**Public Charter
Citywide**
Grades K-8
599 Students

2539 North 16th Street
Philadelphia, PA 19132
(267) 758-2358



BSL: North Philadelphia
Bus: 2, 4, 16, 39, 54

Demographics

Female	49%
Male	51%
Special Ed	14%
English Learner	0%
Low-Income	88%

American Indian or Alaskan Native	0%
Asian	0%
Black	96%
Hispanic	2%
Other	2%
Native Hawaiian or Pacific Islander	0%
White	0%

KIPP Philadelphia Preparatory Academy

**Public Charter
Citywide**
Grades 5-8
827 Students

2539 North 16th Street
Philadelphia, PA 19132
(267) 758-2630



BSL: North Philadelphia
Bus: 2, 4, 16, 54
RR: North Broad Street

Demographics

Female	49%
Male	51%
Special Ed	21%
English Learner	0%
Low-Income	80%

American Indian or Alaskan Native	0%
Asian	0%
Black	96%
Hispanic	2%
Other	1%
Native Hawaiian or Pacific Islander	0%
White	0%

La Salle Academy

Private Catholic
Grades 3-8
73 Students

1434 North 2nd Street
Philadelphia, PA 19122
(215) 739-5804



Bus: 5, 15, 25, 57

Demographics

Low-Income	78%
------------	-----

Laboratory Charter School of Communication and Languages: Sedgely Campus

**Public Charter
Citywide**
Grades K-5
488 Students

926 West Sedgley Avenue
Philadelphia, PA 19140
(267) 817-4720



Bus: 5, 57

Demographics

Female	49%
Male	51%
Special Ed	12%
English Learner	3%
Low-Income	99%

American Indian or Alaskan Native	0%
Asian	2%
Black	87%
Hispanic	7%
Other	3%
Native Hawaiian or Pacific Islander	0%
White	1%

Lindley Academy Charter School at Birney

**Public Charter
Neighborhood**
Grades K-8
716 Students

900 Lindley Avenue
Philadelphia, PA 19141
(215) 456-3000



Bus: 47, J

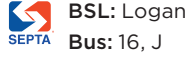
Demographics

Female	48%
Male	52%
Special Ed	18%
English Learner	5%
Low-Income	74%

American Indian or Alaskan Native	0%
Asian	1%
Black	88%
Hispanic	6%
Other	4%
Native Hawaiian or Pacific Islander	0%
White	1%

Logan Elementary School

Public District Neighborhood 1700 Lindley Avenue
Philadelphia, PA 19141
Grades PreK-5 (215) 400-3670
235 Students



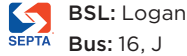
Demographics

Female	46%
Male	54%
Special Ed	24%
English Learner	2%
Low-Income	90%

American Indian or Alaskan Native	0%
Asian	1%
Black	92%
Hispanic	5%
Other	0%
Native Hawaiian or Pacific Islander	0%
White	2%

Logan Hope School

Private Independent 4934 North 13th Street
Philadelphia, PA 19141
Grades K-8 (215) 455-7442
94 Students



Demographics

Female	55%
Male	45%
Low-Income	70%

American Indian or Alaskan Native	0%
Asian	64%
Black	16%
Hispanic	0%
Other	15%
Native Hawaiian or Pacific Islander	0%
White	4%

Ludlow, James R., School

Public District Neighborhood 550 West Master Street
Philadelphia, PA 19122
Grades K-8 (215) 400-7430
203 Students



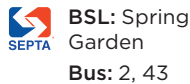
Demographics

Female	44%
Male	56%
Special Ed	35%
English Learner	3%
Low-Income	86%

American Indian or Alaskan Native	0%
Asian	1%
Black	76%
Hispanic	14%
Other	7%
Native Hawaiian or Pacific Islander	0%
White	1%

Masterman, Julia R., Laboratory and Demonstration School

Public District Special Admit 1699 Spring Garden Street
Philadelphia, PA 19130
Grades 5-12 (215) 400-7580
1186 Students



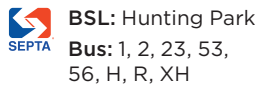
Demographics

Female	54%
Male	46%
Special Ed	2%
English Learner	1%
Low-Income	25%

American Indian or Alaskan Native	0%
Asian	26%
Black	16%
Hispanic	8%
Other	9%
Native Hawaiian or Pacific Islander	0%
White	41%

Mastery Charter Gratz Prep Middle School

Public Charter Neighborhood 1798 West Hunting Park Avenue
Philadelphia, PA 19140
Grades 7-8 (215) 227-4408
1162 Students



Demographics

Female	47%
Male	53%
Special Ed	32%
English Learner	2%
Low-Income	75%

American Indian or Alaskan Native	1%
Asian	0%
Black	89%
Hispanic	7%
Other	3%
Native Hawaiian or Pacific Islander	0%
White	1%

Mastery Charter School: Clymer Elementary

**Public Charter
Neighborhood**
Grades K-6
451 Students

1201 West Rush Street
Philadelphia, PA 19133
(215) 223-2243



Bus: 4, 16, 23, 54
RR: North
Philadelphia

Demographics

Female	49%
Male	51%
Special Ed	21%
English Learner	2%
Low-Income	83%

American Indian or Alaskan Native	0%
Asian	0%
Black	88%
Hispanic	10%
Other	2%
Native Hawaiian or Pacific Islander	0%
White	0%

Mastery Charter School: Frederick Douglass

**Public Charter
Neighborhood**
Grades K-8
584 Students

2118 West Norris Street
Philadelphia, PA 19121
(215) 684-5063



Bus: 33

Demographics

Female	48%
Male	52%
Special Ed	23%
English Learner	1%
Low-Income	88%

American Indian or Alaskan Native	0%
Asian	0%
Black	94%
Hispanic	4%
Other	2%
Native Hawaiian or Pacific Islander	0%
White	0%

Mastery Charter School: Grover Cleveland Campus

**Public Charter
Neighborhood**
Grades K-8
705 Students

3701 North 19th Street
Philadelphia, PA 19140
(215) 227-5042



Bus: 2, 56, H, XH

Demographics

Female	49%
Male	51%
Special Ed	22%
English Learner	1%
Low-Income	86%

American Indian or Alaskan Native	1%
Asian	0%
Black	89%
Hispanic	6%
Other	3%
Native Hawaiian or Pacific Islander	0%
White	0%

Mastery Prep Elementary

**Public Charter
Citywide**
Grades K-5
544 Students

1801 West Pike Street
Philadelphia, PA 19140
(215) 866-0067



BSL: Hunting Park
Bus: 1, 2, 23, 53, R

Demographics

Female	50%
Male	50%
Special Ed	16%
English Learner	2%
Low-Income	74%

American Indian or Alaskan Native	0%
Asian	0%
Black	88%
Hispanic	7%
Other	4%
Native Hawaiian or Pacific Islander	0%
White	1%

Mathematics, Civics and Sciences Charter School of Philadelphia, Inc., The

**Public Charter
Citywide**
Grades 1-12
908 Students

447 North Broad Street
Philadelphia, PA 19123
(215) 923-4880



BSL: Spring
Garden
Bus: 4, 16, 43, 61

Demographics

Female	51%
Male	49%
Special Ed	6%
English Learner	0%
Low-Income	83%

American Indian or Alaskan Native	0%
Asian	0%
Black	97%
Hispanic	1%
Other	2%
Native Hawaiian or Pacific Islander	0%
White	0%

McClure, Alexander K., School

Public District 600 West Hunting Park Avenue
Neighborhood Philadelphia, PA 19140
Grades PreK-5
481 Students (215) 400-3870



BSL: Hunting Park
Bus: 4, 47, 53

Demographics

Female	49%
Male	51%
Special Ed	10%
English Learner	23%
Low-Income	89%

American Indian or Alaskan Native	0%
Asian	0%
Black	30%
Hispanic	67%
Other	1%
Native Hawaiian or Pacific Islander	0%
White	1%

McKinley, William, School

Public District 2101 North Orkney Street
Neighborhood Philadelphia, PA 19122
Grades PreK-8
338 Students (215) 400-7440



Bus: 3, 39, 47, 57

Demographics

Female	42%
Male	58%
Special Ed	23%
English Learner	9%
Low-Income	91%

American Indian or Alaskan Native	0%
Asian	1%
Black	45%
Hispanic	51%
Other	1%
Native Hawaiian or Pacific Islander	0%
White	2%

Meade, Gen. George G., School

Public District 1600 North 18th Street
Neighborhood Philadelphia, PA 19121
Grades PreK-8
279 Students (215) 684-5062



BSL: Cecil B. Moore
Bus: 3

Demographics

Female	43%
Male	57%
Special Ed	23%
English Learner	0%
Low-Income	95%

American Indian or Alaskan Native	0%
Asian	0%
Black	92%
Hispanic	4%
Other	3%
Native Hawaiian or Pacific Islander	0%
White	1%

Moffet, John, Elementary School

Public District 127 West Oxford Street
Neighborhood Philadelphia, PA 19122
Grades K-5
250 Students (215) 400-7390



MFL: Berks Moore
Bus: 5, 25, 57

Demographics

Female	43%
Male	57%
Special Ed	20%
English Learner	15%
Low-Income	73%

American Indian or Alaskan Native	0%
Asian	1%
Black	21%
Hispanic	51%
Other	7%
Native Hawaiian or Pacific Islander	0%
White	19%

Morris, Robert, School

Public District 2600 West Thompson Street
Neighborhood Philadelphia, PA 19121
Grades K-8
159 Students (215) 400-7320



Bus: 7, 32, 48
Trolley: 15

Demographics

Female	43%
Male	57%
Special Ed	20%
English Learner	0%
Low-Income	91%

American Indian or Alaskan Native	0%
Asian	2%
Black	89%
Hispanic	3%
Other	3%
Native Hawaiian or Pacific Islander	0%
White	4%

Munoz Marin, Hon. Luis, Elementary School

Public District Neighborhood
Grades PreK-8
495 Students

3300 North 3rd Street
 Philadelphia, PA 19140
 (215) 400-3920



Bus: 47, 57, 60

Demographics

Female	51%	American Indian or Alaskan Native	0%
Male	49%	Asian	0%
Special Ed	27%	Black	15%
English Learner	23%	Hispanic	83%
Low-Income	88%	Other	1%
		Native Hawaiian or Pacific Islander	0%
		White	1%

Pan American Academy Charter School

Public Charter Citywide
Grades K-8
749 Students

2830 North American Street
 Philadelphia, PA 19133
 (215) 425-1212



MFL: Huntingdon
 Bus: 57

Demographics

Female	49%	American Indian or Alaskan Native	0%
Male	51%	Asian	0%
Special Ed	25%	Black	6%
English Learner	23%	Hispanic	87%
Low-Income	84%	Other	7%
		Native Hawaiian or Pacific Islander	0%
		White	1%

Peirce, Thomas M., School

Public District Neighborhood
Grades K-6
244 Students

2300 West Cambria Street
 Philadelphia, PA 19132
 (215) 400-7020



Bus: 33, 54

Demographics

Female	49%	American Indian or Alaskan Native	1%
Male	51%	Asian	0%
Special Ed	11%	Black	92%
English Learner	2%	Hispanic	6%
Low-Income	89%	Other	0%
		Native Hawaiian or Pacific Islander	0%
		White	1%

Pennell, Joseph, Elementary School

Public District Neighborhood
Grades PreK-5
286 Students

1800 West Nedro Avenue
 Philadelphia, PA 19141
 (215) 400-3680



BSL: Olney
 Bus: 6, 16, 18, 22, L

Demographics

Female	48%	American Indian or Alaskan Native	0%
Male	52%	Asian	1%
Special Ed	14%	Black	89%
English Learner	1%	Hispanic	6%
Low-Income	90%	Other	2%
		Native Hawaiian or Pacific Islander	0%
		White	1%

People for People Charter School

Public Charter Citywide
Grades K-8
538 Students

800 North Broad Street
 Philadelphia, PA 19130
 (215) 763-7060



BSL: Fairmount
 Bus: 4, 16

Demographics

Female	52%	American Indian or Alaskan Native	0%
Male	48%	Asian	0%
Special Ed	22%	Black	97%
English Learner	0%	Hispanic	2%
Low-Income	81%	Other	0%
		Native Hawaiian or Pacific Islander	0%
		White	0%

Philadelphia Virtual Academy

Public Cyber
Grades 6-12
903 Students

440 North Broad Street
 Suite G-3
 Philadelphia, PA 19130
 (215) 400-3110



Demographics

Female	50%
Male	50%
Special Ed	19%
English Learner	5%
Low-Income	0%

American Indian or Alaskan Native	0%
Asian	8%
Black	57%
Hispanic	20%
Other	5%
Native Hawaiian or Pacific Islander	0%
White	9%

Potter-Thomas Promise Academy

Public District Neighborhood
Grades K-8
405 Students

3001 North 6th Street
 Philadelphia, PA 19133
 (215) 400-7120



Demographics

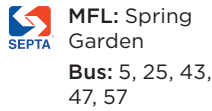
Female	48%
Male	52%
Special Ed	19%
English Learner	24%
Low-Income	93%

American Indian or Alaskan Native	0%
Asian	0%
Black	21%
Hispanic	77%
Other	1%
Native Hawaiian or Pacific Islander	0%
White	1%

Quadrat Academy

Private Independent
Grades 6-12
26 Students

222 Brown Street
 Philadelphia, PA 19123
 (267) 997-7744

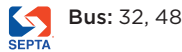


Demographics

Rhodes, E. Washington, Elementary School

Public District Neighborhood
Grades K-8
398 Students

2900 West Clearfield Street
 Philadelphia, PA 19132
 (215) 400-7060



Demographics

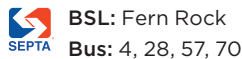
Female	48%
Male	52%
Special Ed	28%
English Learner	0%
Low-Income	92%

American Indian or Alaskan Native	1%
Asian	0%
Black	91%
Hispanic	5%
Other	2%
Native Hawaiian or Pacific Islander	0%
White	1%

Saints Tabernacle Day School

Private Independent
Grades K-8
67 Students

5800 North Marvine Street
 Philadelphia, PA 19141
 (215) 548-6011



Demographics

Sheppard, Isaac, School

**Public District
Neighborhood**
Grades K-4
140 Students

120 West Cambria
Street
Philadelphia, PA 19133
(215) 400-7070



MFL: Huntingdon
Bus: 3, 39, 54, 57

Demographics

Female	57%
Male	43%
Special Ed	22%
English Learner	22%
Low-Income	93%

American Indian or Alaskan Native	0%
Asian	0%
Black	14%
Hispanic	83%
Other	2%
Native Hawaiian or Pacific Islander	0%
White	1%

Spring Garden Academy

Private Independent
Grades K-8

3501 North 17th Street
Philadelphia, PA 19140
(215) 226-1000



Bus: 2

Demographics

Low-Income	95%
------------	-----

Spring Garden School

**Public District
Neighborhood**
Grades K-8
239 Students

1146 Melon Street
Philadelphia, PA 19123
(215) 400-7610



Bus: 23

Demographics

Female	51%
Male	49%
Special Ed	13%
English Learner	30%
Low-Income	76%

American Indian or Alaskan Native	0%
Asian	1%
Black	53%
Hispanic	44%
Other	1%
Native Hawaiian or Pacific Islander	0%
White	1%

St. Francis Xavier School

Private Catholic
Grades PreK-8
138 Students

641 North 24th Street
Philadelphia, PA 19130
(215) 763-6564



Bus: 7, 32, 48

Demographics

Low-Income	8%
------------	----

St. James School

Private Independent
Grades 4-8
82 Students

3217 West Clearfield
Street
Philadelphia, PA 19132
(215) 226-1276



Bus: 1, 32, 60, R

Demographics

Female	53%
Male	47%
Special Ed	7%
English Learner	0%

American Indian or Alaskan Native	0%
Asian	0%
Black	90%
Hispanic	1%
Other	8%
Native Hawaiian or Pacific Islander	0%
White	1%

St. Malachy, an Independence Mission School

Private Catholic
Grades PreK-8
195 Students

1012 West Thompson Street
 Philadelphia, PA 19122
 (215) 232-0696

 **BSL: Girard**
Bus: 23
Trolley: 15

Demographics


Female	49%
Male	51%
Special Ed	0%
English Learner	0%
Low-Income	70%

American Indian or Alaskan Native	1%
Asian	0%
Black	93%
Hispanic	4%
Other	1%
Native Hawaiian or Pacific Islander	0%
White	1%

St. Martin de Porres, an Independence Mission School

Private Catholic
Grades PreK-8
482 Students

2300 West Lehigh Avenue
 Philadelphia, PA 19132
 (215) 223-6872

 **Bus: 33, 54**

Demographics

Female	58%
Male	42%
Special Ed	4%
English Learner	0%
Low-Income	68%

American Indian or Alaskan Native	0%
Asian	0%
Black	96%
Hispanic	2%
Other	1%
Native Hawaiian or Pacific Islander	0%
White	0%

St. Peter the Apostle School

Private Catholic
Grades PreK-8
156 Students

1009 North 5th Street
 Philadelphia, PA 19123
 (215) 922-5958

 **Bus: 47, 57**
Trolley: 15

Demographics

Female	51%
Male	49%
Special Ed	0%
English Learner	0%
Low-Income	51%

Asian	1%
Black	55%
Hispanic	29%
Other	5%
White	10%

St. Veronica, an Independence Mission School

Private Catholic
Grades K-8
197 Students

3521 North 6th Street
 Philadelphia, PA 19140
 (215) 225-1575

 **Bus: 47**

Demographics


Female	55%
Male	45%
Special Ed	0%
English Learner	11%
Low-Income	76%

American Indian or Alaskan Native	0%
Asian	0%
Black	7%
Hispanic	93%
Other	0%
Native Hawaiian or Pacific Islander	0%
White	0%

Steel, Edward T., School

Public District Neighborhood
Grades PreK-8
323 Students

4301 Wayne Avenue
 Philadelphia, PA 19140
 (215) 400-3910

 **Bus: 1, 23, 53, R**

Demographics

Female	46%
Male	54%
Special Ed	21%
English Learner	2%
Low-Income	92%

American Indian or Alaskan Native	1%
Asian	0%
Black	92%
Hispanic	6%
Other	1%
Native Hawaiian or Pacific Islander	0%
White	0%

Taylor, Bayard, School

Public District 3698 North Randolph Street
Neighborhood Philadelphia, PA 19140
Grades K-5
385 Students (215) 400-3880



Bus: 4, 47, 56

Demographics

Female	51%	American Indian or Alaskan Native	0%
Male	49%	Asian	0%
Special Ed	27%	Black	16%
English Learner	31%	Hispanic	80%
Low-Income	91%	Other	3%
		Native Hawaiian or Pacific Islander	0%
		White	2%

Waring, Laura Wheeler, School

Public District 1801 Green Street
Neighborhood Philadelphia, PA 19130
Grades K-8
197 Students (215) 400-7560



BSL: Spring Garden
 Bus: 2, 33

Demographics

Female	48%	American Indian or Alaskan Native	1%
Male	52%	Asian	2%
Special Ed	24%	Black	79%
English Learner	2%	Hispanic	10%
Low-Income	87%	Other	5%
		Native Hawaiian or Pacific Islander	0%
		White	4%

Welsh, John, Elementary School

Public District 2331 North 4th Street
Neighborhood Philadelphia, PA 19133
Grades K-8
253 Students (215) 400-7130



Bus: 50

Demographics

Female	53%	American Indian or Alaskan Native	0%
Male	47%	Asian	0%
Special Ed	19%	Black	34%
English Learner	12%	Hispanic	62%
Low-Income	91%	Other	2%
		Native Hawaiian or Pacific Islander	0%
		White	1%

Widener Memorial School

Public District 1450 West Olney Avenue
Citywide Philadelphia, PA 19141
Grades K-12
125 Students (215) 400-3710



BSL: Olney
 Bus: 6, 8, 16, 18, 22, 26, 55, 80, L

Demographics

Female	37%	American Indian or Alaskan Native	0%
Male	63%	Asian	5%
Special Ed	98%	Black	46%
English Learner	6%	Hispanic	18%
Low-Income	74%	Other	23%
		Native Hawaiian or Pacific Islander	0%
		White	8%

Wright, Richard R., School

Public District 2201 North 28th Street
Neighborhood Philadelphia, PA 19132
Grades PreK-5
257 Students (215) 684-5076



Bus: 7, 39, 48, 61

Demographics

Female	45%	American Indian or Alaskan Native	1%
Male	55%	Asian	0%
Special Ed	31%	Black	90%
English Learner	1%	Hispanic	6%
Low-Income	93%	Other	1%
		Native Hawaiian or Pacific Islander	0%
		White	2%

Young Scholars Charter School

**Public Charter
Citywide**
Grades 6-8
266 Students

900 North Marshall
Street
Philadelphia, PA 19123
(215) 232-9727



Bus: 23, 47

Demographics

Female	51%
Male	49%
Special Ed	20%
English Learner	0%
Low-Income	82%

American Indian or Alaskan Native	1%
Asian	1%
Black	89%
Hispanic	4%
Other	3%
Native Hawaiian or Pacific Islander	0%
White	3%

Northwest Philadelphia

Zip Codes: 19118, 19119, 19126, 19127, 19128, 19129, 19138, 19144, 19150

Ad Prima Charter School: Mount Airy Campus

**Public Charter
Citywide**
Grades K-8
605 Students

8034 Thouron Avenue
Philadelphia, PA 19150
(215) 488-7095



Bus: 18

Demographics

Female	52%
Male	48%
Special Ed	18%
English Learner	1%
Low-Income	100%

American Indian or Alaskan Native	0%
Asian	1%
Black	91%
Hispanic	4%
Other	3%
Native Hawaiian or Pacific Islander	0%
White	0%

AMY Northwest (Academy for the Middle Years)

**Public District
Special Admit**
Grades 6-8
209 Students

6000 Ridge Avenue
Philadelphia, PA 19128
(215) 400-3460



Bus: 9, 27, 32, 35,
65

Demographics

Female	58%
Male	42%
Special Ed	8%
English Learner	0%
Low-Income	76%

American Indian or Alaskan Native	0%
Asian	3%
Black	83%
Hispanic	7%
Other	3%
Native Hawaiian or Pacific Islander	0%
White	4%

Blair Christian Academy

Private Independent
Grades Infant-8
43 Students

220 West Upsal Street
Philadelphia, PA 19119
(215) 438-6557



Bus: H
RR: Upsal

Demographics

Low-Income	45%
------------	-----

Cook-Wissahickon Elementary School

**Public District
Neighborhood**
Grades K-8
424 Students

201 East Salignac
Street
Philadelphia, PA 19128
(215) 400-3430



Bus: 9, 65

Demographics

Female	49%
Male	51%
Special Ed	18%
English Learner	3%
Low-Income	57%

American Indian or Alaskan Native	0%
Asian	2%
Black	34%
Hispanic	9%
Other	14%
Native Hawaiian or Pacific Islander	0%
White	41%

Crefeld School, The

Private Independent 8836 Crefeld Street
Grades 7-12 Philadelphia, PA 19118
93 Students (215) 242-5545



Bus: 23, 77, 94, 97, L
RR: Chestnut Hill West, Chestnut Hill East

Demographics

Low-Income 8%

Day, Anna B., School

Public District Neighborhood 6324-42 Crittenden Street
Grades PreK-8 Philadelphia, PA 19138
363 Students (215) 400-3520



Bus: 18, L, XH

Demographics

Female 50%
Male 50%
Special Ed 17%
English Learner 1%
Low-Income 81%

American Indian or Alaskan Native 0%
Asian 1%
Black 92%
Hispanic 3%
Other 4%
Native Hawaiian or Pacific Islander 0%
White 1%

DePaul, an Independence Mission School

Private Catholic 44 West Logan Street
Grades PreK-8 Philadelphia, PA 19144
251 Students (215) 842-1266



Bus: 23, H, XH

Demographics

Female 52%
Male 48%
Special Ed 0%
English Learner 0%
Low-Income 71%

American Indian or Alaskan Native 1%
Asian 1%
Black 87%
Hispanic 4%
Other 6%
Native Hawaiian or Pacific Islander 1%
White 1%

Dobson, James, Elementary School

Public District Neighborhood 4667 Umbria Street
Grades K-8 Philadelphia, PA 19127
241 Students (215) 487-4460



Bus: 35, 62

Demographics

Female 49%
Male 51%
Special Ed 24%
English Learner 2%
Low-Income 52%

American Indian or Alaskan Native 0%
Asian 3%
Black 28%
Hispanic 12%
Other 9%
Native Hawaiian or Pacific Islander 0%
White 48%

Edmonds, Franklin S., Elementary School

Public District Neighborhood 8025 Thouron Avenue
Grades PreK-8 Philadelphia, PA 19150
439 Students (215) 400-3370



Bus: 18, H

Demographics

Female 50%
Male 50%
Special Ed 20%
English Learner 0%
Low-Income 74%

American Indian or Alaskan Native 0%
Asian 0%
Black 93%
Hispanic 4%
Other 2%
Native Hawaiian or Pacific Islander 0%
White 1%

Ellwood Elementary School

Public District
Neighborhood
Grades PreK-5
280 Students

6701 North 13th Street
 Philadelphia, PA 19126
 (215) 400-3540



Bus: 16, 22, 55, 80, K

Demographics

Female	48%	American Indian or Alaskan Native	0%
Male	52%	Asian	2%
Special Ed	17%	Black	90%
English Learner	0%	Hispanic	4%
Low-Income	82%	Other	3%
		Native Hawaiian or Pacific Islander	0%
		White	2%

Emlen Elementary School

Public District
Neighborhood
Grades PreK-5
292 Students

6501 Chew Avenue
 Philadelphia, PA 19119
 (215) 400-3470



Bus: 18, 23, XH
RR: Washington Lane

Demographics

Female	46%	American Indian or Alaskan Native	2%
Male	54%	Asian	0%
Special Ed	27%	Black	87%
English Learner	0%	Hispanic	4%
Low-Income	89%	Other	6%
		Native Hawaiian or Pacific Islander	0%
		White	0%

Excelsior School of Philadelphia, The

Private Independent
Grades Toddler-8
125 Students

2111 Eastburn Avenue
 Philadelphia, PA 19138
 (267) 900-5494



Bus: L, K

Demographics

Fitler, Edwin, Academics Plus School

Public District
Citywide
Grades K-8
163 Students

140 West Seymour Street
 Philadelphia, PA 19144
 (215) 400-3610



Bus: 53, X, XH

Demographics

Female	50%	American Indian or Alaskan Native	2%
Male	50%	Asian	0%
Special Ed	17%	Black	96%
English Learner	0%	Hispanic	0%
Low-Income	84%	Other	1%
		Native Hawaiian or Pacific Islander	0%
		White	0%

Germantown Friends School

Private Independent
Grades PreK-12
1021 Students

31 West Coulter Street
 Philadelphia, PA 19144
 (215) 951-2300



Bus: 23, H, XH

Demographics

Female	51%	American Indian or Alaskan Native	0%
Male	49%	Asian	10%
Special Ed	0%	Black	10%
Low-Income	8%	Hispanic	5%
		Other	11%
		Native Hawaiian or Pacific Islander	0%
		White	65%

Green Woods Charter School

**Public Charter
Citywide**
Grades K-8
694 Students

468 Domino Lane
Philadelphia, PA 19128
(215) 482-6337



Bus: 9, 27

Demographics

Female	48%
Male	52%
Special Ed	16%
English Learner	0%
Low-Income	26%

American Indian or Alaskan Native	0%
Asian	1%
Black	21%
Hispanic	7%
Other	11%
Native Hawaiian or Pacific Islander	0%
White	60%

Greene Street Friends School

Private Independent
Grades PreK-8
322 Students

5511 Greene Street
Philadelphia, PA 19144
(215) 438-7000



Bus: 23, 26, 65, H, J, K, XH

Demographics

Female	49%
Male	50%
Low-Income	28%

American Indian or Alaskan Native	0%
Asian	4%
Black	32%
Hispanic	4%
Other	11%
Native Hawaiian or Pacific Islander	0%
White	49%

Henry, Charles W., School

**Public District
Neighborhood**
Grades K-8
489 Students

601 West Carpenter Lane
Philadelphia, PA 19119
(215) 400-3480



Bus: H

Demographics

Female	45%
Male	55%
Special Ed	20%
English Learner	0%
Low-Income	41%

American Indian or Alaskan Native	1%
Asian	1%
Black	53%
Hispanic	3%
Other	8%
Native Hawaiian or Pacific Islander	0%
White	33%

Hill-Freedman World Academy

**Public District
Special Admit**
Grades 6-12
652 Students

1100 East Mount Pleasant Avenue
Philadelphia, PA 19150
(215) 400-3530



Bus: H, L, 18

Demographics

Female	46%
Male	54%
Special Ed	23%
English Learner	2%
Low-Income	59%

American Indian or Alaskan Native	0%
Asian	2%
Black	83%
Hispanic	6%
Other	6%
Native Hawaiian or Pacific Islander	0%
White	2%

Holy Cross, an Independence Mission School

Private Catholic
Grades K-8
171 Students

144 East Mount Airy Avenue
Philadelphia, PA 19119
(215) 242-0414



Bus: 23
RR: Sedgwick

Demographics

Female	57%
Male	43%
Special Ed	0%
English Learner	0%
Low-Income	55%

American Indian or Alaskan Native	0%
Asian	0%
Black	76%
Hispanic	10%
Other	12%
Native Hawaiian or Pacific Islander	0%
White	2%

Hope Church School

Private Independent
Grades PreK-12
208 Students

6707 Old York Road
 Philadelphia, PA 19126
 (215) 927-7770



Bus: 16, 22, 55

Demographics

Houston, Henry H., Elementary School

Public District Neighborhood
Grades K-8
371 Students

7300 Rural Lane
 Philadelphia, PA 19119
 (215) 400-3490



Bus: 23
 RR: Allen Lane

Demographics

Female	46%
Male	54%
Special Ed	24%
English Learner	0%
Low-Income	60%

American Indian or Alaskan Native	0%
Asian	1%
Black	79%
Hispanic	3%
Other	3%
Native Hawaiian or Pacific Islander	0%
White	14%

Immaculate Heart of Mary School

Private Catholic
Grades PreK-8
313 Students

815 East Cathedral Road
 Philadelphia, PA 19128
 (215) 482-2029



Bus: 62

Demographics

Female	55%
Male	45%
Low-Income	8%

Asian	5%
Black	5%
Other	5%
White	85%

Jenks, J.S., Academy for Arts & Sciences

Public District Neighborhood
Grades K-8
424 Students

8301 Germantown Avenue
 Philadelphia, PA 19118
 (215) 400-3360



Bus: 23, 77, L
 RR: Chestnut Hill West, Wyndmoor

Demographics

Female	48%
Male	52%
Special Ed	16%
English Learner	1%
Low-Income	53%

American Indian or Alaskan Native	0%
Asian	0%
Black	82%
Hispanic	4%
Other	4%
Native Hawaiian or Pacific Islander	0%
White	9%

Jesus Is The Way Christian Academy

Private Independent
Grades PreK-8
7 Students

6753 Germantown Avenue
 Philadelphia, PA 19119
 (267) 970-9779



Bus: 18, 23. H

Demographics

Low-Income	60%
------------	-----

Kelly, John B., Elementary School

**Public District
Neighborhood**
Grades K-5
337 Students

5116 Pulaski Avenue
Philadelphia, PA 19144
(215) 400-3580



Bus: 53, H, K, XH
RR: Queen Lane

Demographics

Female	49%
Male	51%
Special Ed	18%
English Learner	0%
Low-Income	90%

American Indian or Alaskan Native	0%
Asian	0%
Black	95%
Hispanic	3%
Other	2%
Native Hawaiian or Pacific Islander	0%
White	0%

Kids World Christian Education Center (Germantown Campus)

Private Independent
Grades PreK-7

629 East Church Lane
Philadelphia, PA 19144
(215) 848-1800



Bus: 18, 26, J, K

Demographics

Low-Income	0%
------------	----

KIPP Philadelphia Elementary Academy

**Public Charter
Citywide**
Grades K-4
827 Students

2409 West
Westmoreland Street
Philadelphia, PA 19129
(267) 687-7283



Bus: 1, 33, 60, R

Demographics

Female	49%
Male	51%
Special Ed	21%
English Learner	0%
Low-Income	80%

American Indian or Alaskan Native	0%
Asian	0%
Black	96%
Hispanic	2%
Other	1%
Native Hawaiian or Pacific Islander	0%
White	0%

Laboratory Charter School of Communication and Languages: Henry Campus

**Public Charter
Citywide**
Grades 6-8
488 Students

3300 Henry Avenue
Philadelphia, PA 19129
(267) 817-4730



Bus: 52, 65

Demographics

Female	49%
Male	51%
Special Ed	12%
English Learner	3%
Low-Income	99%

American Indian or Alaskan Native	0%
Asian	2%
Black	87%
Hispanic	7%
Other	3%
Native Hawaiian or Pacific Islander	0%
White	1%

Lingelbach, Anna L., School

**Public District
Neighborhood**
Grades K-8
302 Students

6340 Wayne Avenue
Philadelphia, PA 19144
(215) 400-3630



Bus: 53

Demographics

Female	52%
Male	48%
Special Ed	21%
English Learner	5%
Low-Income	74%

American Indian or Alaskan Native	1%
Asian	1%
Black	83%
Hispanic	5%
Other	2%
Native Hawaiian or Pacific Islander	0%
White	8%

Lotus Academy

Private Independent
Grades PreK-4
45 Students

340 East Haines Street
 Philadelphia, PA 19144
 (215) 438-7500



Bus: 23, 26, K, XH
RR: Germantown

Demographics

Low-Income 16%

Mastery Charter School: John Wister Elementary

Public Charter
Neighborhood
Grades K-5
515 Students

67 East Bringham Street
 Philadelphia, PA 19144
 (215) 951-4003



Bus: 23, 26, J, K
RR: Wister

Demographics

Female 50%
Male 50%
Special Ed 22%
English Learner 1%
Low-Income 86%

American Indian or Alaskan Native 0%
Asian 0%
Black 91%
Hispanic 5%
Other 3%
Native Hawaiian or Pacific Islander 0%
White 0%

Mastery Charter School: Pastorius-Richardson Elementary

Public Charter
Neighborhood
Grades K-8
658 Students

5650 Sprague Street
 Philadelphia, PA 19138
 (215) 951-5689



Bus: 18, 26, K, L

Demographics

Female 49%
Male 51%
Special Ed 23%
English Learner 0%
Low-Income 89%

American Indian or Alaskan Native 1%
Asian 0%
Black 91%
Hispanic 4%
Other 4%
Native Hawaiian or Pacific Islander 0%
White 0%

Mastery Charter School: Pickett Campus

Public Charter
Citywide
Grades 6-12
930 Students

5700 Wayne Avenue
 Philadelphia, PA 19144
 (215) 866-9000



Bus: 26, 53, 65, J, K
RR: Cheltenham

Demographics

Female 47%
Male 53%
Special Ed 29%
English Learner 0%
Low-Income 83%

American Indian or Alaskan Native 1%
Asian 0%
Black 93%
Hispanic 5%
Other 2%
Native Hawaiian or Pacific Islander 0%
White 0%

McCloskey, John F., School

Public District
Neighborhood
Grades K-8
250 Students

8500 Pickering Street
 Philadelphia, PA 19150
 (215) 400-3380



Bus: 18, H

Demographics

Female 44%
Male 56%
Special Ed 16%
English Learner 1%
Low-Income 73%

American Indian or Alaskan Native 0%
Asian 0%
Black 94%
Hispanic 2%
Other 3%
Native Hawaiian or Pacific Islander 0%
White 1%

Mifflin, Thomas, School

Public District
Neighborhood
Grades PreK-8
332 Students

3624 Conrad Street
 Philadelphia, PA 19129
 (215) 400-3830



Bus: K
RR: East Falls

Demographics

Female	49%
Male	51%
Special Ed	22%
English Learner	1%
Low-Income	70%

American Indian or Alaskan Native	0%
Asian	0%
Black	72%
Hispanic	8%
Other	5%
Native Hawaiian or Pacific Islander	0%
White	15%

Norwood-Fontbonne Academy

Private Catholic
Grades PreK-8
272 Students

8891 Germantown Avenue
 Philadelphia, PA 19118
 (215) 247-3811



RR: Chestnut Hill East, Chestnut Hill West

Demographics

English Learner	1%
Low-Income	2%

Asian	2%
Black	16%
Hispanic	1%
Other	8%
White	73%

Our Mother of Consolation Parish School

Private Catholic
Grades PreK-8
198 Students

17 East Chestnut Hill Avenue
 Philadelphia, PA 19118
 (215) 247-1060



Bus: 94, 97, L
RR: Chestnut Hill East

Demographics

Female	52%
Male	48%
Low-Income	2%

Asian	3%
Black	42%
Other	5%
White	50%

Penn, William, Charter School

Private Independent
Grades PreK-12
994 Students

3000 West School House Lane
 Philadelphia, PA 19144
 (215) 844-3460



Bus: K, R
RR: Queen Lane

Demographics

Female	48%
Male	52%
Low-Income	0%

American Indian or Alaskan Native	0%
Asian	3%
Black	13%
Hispanic	3%
Other	14%
Native Hawaiian or Pacific Islander	0%
White	66%

Pennsylvania School for the Deaf

Private Independent
Grades PreK-12
114 Students

100 West School House Lane
 Philadelphia, PA 19144
 (215) 951-4700



Bus: 23, 65, H, J, K, XH
RR: Cheltenham, Germantown

Demographics

Female	54%
Male	46%
Low-Income	80%

American Indian or Alaskan Native	0%
Asian	3%
Black	35%
Hispanic	22%
Other	21%
Native Hawaiian or Pacific Islander	0%
White	19%

Pennypacker, Samuel W., School

**Public District
Neighborhood** 1858 East Washington
Lane
Philadelphia, PA 19138
Grades PreK-8
327 Students (215) 400-3510



Bus: 6, 18, XH

Demographics

Female	44%
Male	56%
Special Ed	18%
English Learner	1%
Low-Income	81%

American Indian or Alaskan Native	0%
Asian	1%
Black	94%
Hispanic	3%
Other	2%
Native Hawaiian or Pacific Islander	0%
White	1%

Philadelphia Hebrew Public Charter School

**Public Charter
Citywide** 3300 Henry Avenue
Two Falls Center, Suite
200
Philadelphia, PA 19129
Grades K-8
419 Students (267) 225-1511



Bus: 32, R
RR: East Falls

Demographics

Female	48%
Male	52%
Special Ed	20%
English Learner	7%
Low-Income	75%

American Indian or Alaskan Native	1%
Asian	3%
Black	72%
Hispanic	0%
Other	14%
Native Hawaiian or Pacific Islander	0%
White	10%

Project Learn School

**Private Independent
Grades K-8** 6525 Germantown
Avenue
Philadelphia, PA 19119
(215) 438-3623



Bus: 18, 23
RR: Upsal

Demographics

Low-Income	24%
------------	-----

Roosevelt, Theodore, Elementary School

**Public District
Neighborhood** 430 East Washington
Lane
Philadelphia, PA 19144
Grades K-8
453 Students (215) 400-3640



Bus: 18, 23, XH
RR: Washington
Lane

Demographics

Female	46%
Male	54%
Special Ed	29%
English Learner	2%
Low-Income	90%

American Indian or Alaskan Native	0%
Asian	0%
Black	90%
Hispanic	5%
Other	3%
Native Hawaiian or Pacific Islander	0%
White	2%

Rowen, William, Elementary School

**Public District
Neighborhood** 6841 North 19th Street
Philadelphia, PA 19126
Grades K-5
326 Students (215) 400-3550



Bus: 6

Demographics

Female	50%
Male	50%
Special Ed	16%
English Learner	0%
Low-Income	85%

American Indian or Alaskan Native	0%
Asian	0%
Black	94%
Hispanic	3%
Other	1%
Native Hawaiian or Pacific Islander	0%
White	2%

Roxborough Christian School

Private Independent 6301 Ridge Avenue
Grades PreK-6 Philadelphia, PA 19128
48 Students (267) 804-5715



Bus: 9, 27, 32

Demographics

Female	62%	Asian	3%
Male	58%	Black	18%
Low-Income	37%	Hispanic	2%
		Other	23%
		White	53%

Shawmont School

Public District Neighborhood 535 Shawmont Avenue
Grades PreK-8 Philadelphia, PA 19128
390 Students (215) 400-3440



Bus: 9, 62

Demographics

Female	49%	American Indian or Alaskan Native	0%
Male	51%	Asian	4%
Special Ed	21%	Black	45%
English Learner	3%	Hispanic	7%
Low-Income	60%	Other	12%
		Native Hawaiian or Pacific Islander	0%
		White	32%

Springside Chestnut Hill Academy

Private Independent 500 West Willow Grove Avenue
Grades PreK-12 Philadelphia, PA 19118
1188 Students (215) 247-7007



Bus: 23
 RR: St. Martins

Demographics

Low-Income	4%
------------	----

St. Athanasius School

Private Catholic 7105 Limekiln Pike
Grades PreK-8 Philadelphia, PA 19138
219 Students (215) 424-5045



Bus: 6

Demographics

Low-Income	49%
------------	-----

St. Raymond of Penafort, an Independence Mission School

Private Catholic 7940 Williams Avenue
Grades PreK-8 Philadelphia, PA 19150
206 Students (215) 548-1919



Bus: 18

Demographics

Female	58%	American Indian or Alaskan Native	1%
Male	42%	Asian	0%
Special Ed	0%	Black	92%
English Learner	0%	Hispanic	3%
Low-Income	50%	Other	4%
		Native Hawaiian or Pacific Islander	0%
		White	0%

Wagner, Gen. Louis, Middle School

Public District Neighborhood 1701 Chelton Avenue Philadelphia, PA 19126
Grades 6-8 (215) 400-3560
366 Students



Bus: 6, K

Demographics

Female	43%	American Indian or Alaskan Native	0%
Male	57%	Asian	1%
Special Ed	25%	Black	91%
English Learner	3%	Hispanic	4%
Low-Income	85%	Other	4%
		Native Hawaiian or Pacific Islander	0%
		White	0%

Waldorf School of Philadelphia, The

Private Independent 6000 Wayne Avenue Philadelphia, PA 19144
Grades Toddler-8 (215) 248-1662
203 Students



Bus: 53, H, XH
 RR: Tulpehocken

Demographics

Female	50%	American Indian or Alaskan Native	0%
Male	50%	Asian	7%
Low-Income	24%	Black	7%
		Hispanic	4%
		Other	15%
		White	67%

West Oak Lane Charter School

Public Charter Citywide 7115 Stenton Avenue Philadelphia, PA 19138
Grades K-8 (215) 927-7995
960 Students



Bus: L, XH

Demographics

Female	53%	American Indian or Alaskan Native	0%
Male	47%	Asian	0%
Special Ed	14%	Black	99%
English Learner	0%	Hispanic	0%
Low-Income	100%	Other	0%
		Native Hawaiian or Pacific Islander	0%
		White	0%

Wissahickon Charter School: Awbury Campus

Public Charter Citywide 815 East Washington Lane Philadelphia, PA 19138
Grades K-8 (267) 774-4370
960 Students



Bus: 18, XH
 RR: Chestnut Hill East

Demographics

Female	54%	American Indian or Alaskan Native	0%
Male	46%	Asian	0%
Special Ed	20%	Black	92%
English Learner	0%	Hispanic	3%
Low-Income	58%	Other	4%
		Native Hawaiian or Pacific Islander	0%
		White	2%

Wissahickon Charter School: Fernhill Campus

Public Charter Citywide 4700 Wissahickon Avenue Building G Philadelphia, PA 19144
Grades K-8 (267) 338-1020
960 Students



Bus: H, X RR: Queen Lane

Demographics

Female	54%	American Indian or Alaskan Native	0%
Male	46%	Asian	0%
Special Ed	20%	Black	92%
English Learner	0%	Hispanic	3%
Low-Income	58%	Other	4%
		Native Hawaiian or Pacific Islander	0%
		White	2%

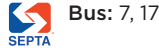
South Philadelphia

Zip Codes: 19145, 19146, 19147, 19148

Arthur, Chester A., School

Public District Neighborhood
Grades K-8
307 Students

2000 Catharine Street
 Philadelphia, PA 19146
 (215) 400-4940



Demographics

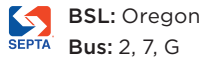
Female	48%
Male	52%
Special Ed	21%
English Learner	0%
Low-Income	46%

American Indian or Alaskan Native	0%
Asian	5%
Black	45%
Hispanic	5%
Other	6%
Native Hawaiian or Pacific Islander	0%
White	40%

Bregy, F. Amedee, Elementary School

Public District Neighborhood
Grades PreK-8
225 Students

1700 Bigler Street
 Philadelphia, PA 19145
 (215) 400-8210



Demographics

Female	43%
Male	57%
Special Ed	33%
English Learner	4%
Low-Income	84%

American Indian or Alaskan Native	1%
Asian	9%
Black	51%
Hispanic	8%
Other	13%
Native Hawaiian or Pacific Islander	0%
White	18%

Childs, George W., Elementary School

Public District Neighborhood
Grades PreK-8
396 Students

1599 Wharton Street
 Philadelphia, PA 19146
 (215) 400-7950



Demographics

Female	55%
Male	45%
Special Ed	18%
English Learner	27%
Low-Income	81%

American Indian or Alaskan Native	0%
Asian	23%
Black	39%
Hispanic	28%
Other	5%
Native Hawaiian or Pacific Islander	0%
White	4%

Christopher Columbus Charter School: North Campus

Public Charter Citywide
Grades K-5
883 Students

916 Christian Street
 Philadelphia, PA 19147
 (215) 925-7400



Demographics

Female	48%
Male	52%
Special Ed	17%
English Learner	11%
Low-Income	27%

American Indian or Alaskan Native	0%
Asian	13%
Black	17%
Hispanic	13%
Other	5%
Native Hawaiian or Pacific Islander	0%
White	51%

Christopher Columbus Charter School: South Campus

Public Charter Citywide
Grades 5-8
883 Students

1242 South 13th Street
 Philadelphia, PA 19147
 (215) 389-6000

 **BSL: Ellsworth-Federal**

Demographics


Female	48%
Male	52%
Special Ed	17%
English Learner	11%
Low-Income	27%

American Indian or Alaskan Native	0%
Asian	13%
Black	17%
Hispanic	13%
Other	5%
Native Hawaiian or Pacific Islander	0%
White	51%

Crooked Places Made Straight

Private Independent
Grades 1-12
24 Students

2617 Washington Avenue
 Philadelphia, PA 19146
 (215) 339-5007


 **Bus: 7, 12, 64**

Demographics

Fell, D. Newlin, School

Public District Neighborhood
Grades K-8
486 Students

900 West Oregon Avenue
 Philadelphia, PA 19148
 (215) 400-8260

 **BSL: Oregon**
Bus: 7, 47M, G

Demographics


Female	45%
Male	55%
Special Ed	13%
English Learner	34%
Low-Income	81%

American Indian or Alaskan Native	0%
Asian	31%
Black	11%
Hispanic	34%
Other	4%
Native Hawaiian or Pacific Islander	0%
White	21%

Girard Academic Music Program (GAMP)

Public District Special Admit
Grades 5-12
579 Students

2136 West Ritner Street
 Philadelphia, PA 19145
 (215) 400-8230

 **Bus: 7, 37, G**

Demographics


Female	60%
Male	40%
Special Ed	8%
English Learner	1%
Low-Income	40%

American Indian or Alaskan Native	0%
Asian	19%
Black	27%
Hispanic	7%
Other	7%
Native Hawaiian or Pacific Islander	0%
White	39%

Girard, Stephen, Elementary School

Public District Neighborhood
Grades K-4
293 Students

1800 Snyder Avenue
 Philadelphia, PA 19145
 (215) 400-8180

 **BSL: Snyder**
Bus: 2, 17, 37, 79

Demographics

Female	51%
Male	49%
Special Ed	14%
English Learner	10%
Low-Income	88%

American Indian or Alaskan Native	0%
Asian	17%
Black	63%
Hispanic	9%
Other	6%
Native Hawaiian or Pacific Islander	0%
White	5%

Independence Charter School (ICS)

**Public Charter
Citywide**
Grades K-8
784 Students

1600 Lombard Street
Philadelphia, PA 19146
(215) 238-8000



BSL: Lombard-South
Bus: 2, 40
RR: Suburban Station

Demographics

Female	51%
Male	49%
Special Ed	18%
English Learner	6%
Low-Income	57%

American Indian or Alaskan Native	0%
Asian	4%
Black	42%
Hispanic	23%
Other	4%
Native Hawaiian or Pacific Islander	0%
White	26%

Jackson, Andrew, Elementary School

**Public District
Neighborhood**
Grades PreK-8
498 Students

1213 South 12th Street
Philadelphia, PA 19147
(215) 400-7970



BSL: Ellsworth-Federal
Bus: 4, 45

Demographics

Female	48%
Male	52%
Special Ed	11%
English Learner	20%
Low-Income	54%

American Indian or Alaskan Native	0%
Asian	8%
Black	13%
Hispanic	31%
Other	9%
Native Hawaiian or Pacific Islander	0%
White	38%

Jenks, A.S., Academics Plus School

**Public District
Neighborhood**
Grades K-5
241 Students

2501 South 13th Street
Philadelphia, PA 19148
(215) 400-8240



BSL: Oregon
Bus: 23, 4

Demographics

Female	47%
Male	53%
Special Ed	9%
English Learner	26%
Low-Income	74%

American Indian or Alaskan Native	0%
Asian	33%
Black	5%
Hispanic	13%
Other	7%
Native Hawaiian or Pacific Islander	0%
White	42%

Key, Francis Scott, School

**Public District
Neighborhood**
Grades K-6
376 Students

2230 South 8th Street
Philadelphia, PA 19148
(215) 400-8250



Bus: 47, 47M

Demographics

Female	46%
Male	54%
Special Ed	9%
English Learner	72%
Low-Income	78%

American Indian or Alaskan Native	0%
Asian	32%
Black	7%
Hispanic	51%
Other	2%
Native Hawaiian or Pacific Islander	0%
White	8%

Kirkbride, Eliza B., Elementary School

**Public District
Neighborhood**
Grades PreK-8
488 Students

1501 South 7th Street
Philadelphia, PA 19147
(215) 400-7980



Bus: 47

Demographics

Female	52%
Male	48%
Special Ed	17%
English Learner	50%
Low-Income	77%

American Indian or Alaskan Native	0%
Asian	25%
Black	6%
Hispanic	55%
Other	4%
Native Hawaiian or Pacific Islander	0%
White	11%

Mastery Charter School: Thomas Elementary

**Public Charter
Citywide**
Grades K-6
1264 Students

814 Bigler Street
Philadelphia, PA 19148
(267) 296-7000



Bus: 7, 23, 47M,
68, G

Demographics

Female	49%	American Indian or Alaskan Native	0%
Male	51%	Asian	21%
Special Ed	19%	Black	34%
English Learner	22%	Hispanic	30%
Low-Income	75%	Other	4%
		Native Hawaiian or Pacific Islander	0%
		White	11%

Mastery Charter School: Thomas High Campus

**Public Charter
Citywide**
Grades 7-12
1264 Students

927 Johnston Street
Philadelphia, PA 19148
(267) 236-0036



Bus: 7, 23, 47,
47M, 68, G

Demographics

Female	49%	American Indian or Alaskan Native	0%
Male	51%	Asian	21%
Special Ed	19%	Black	34%
English Learner	22%	Hispanic	30%
Low-Income	75%	Other	4%
		Native Hawaiian or Pacific Islander	0%
		White	11%

McDaniel, Delaplaine, Elementary School

**Public District
Neighborhood**
Grades K-8
226 Students

1801 South 22nd Street
Philadelphia, PA 19145
(215) 400-8220



Bus: 17, 29

Demographics

Female	44%	American Indian or Alaskan Native	0%
Male	56%	Asian	4%
Special Ed	20%	Black	79%
English Learner	5%	Hispanic	9%
Low-Income	91%	Other	6%
		Native Hawaiian or Pacific Islander	0%
		White	2%

Meredith, William M., School

**Public District
Neighborhood**
Grades K-8
518 Students

725 South 5th Street
Philadelphia, PA 19147
(215) 400-7990



Bus: 57

Demographics

Female	51%	American Indian or Alaskan Native	0%
Male	49%	Asian	10%
Special Ed	5%	Black	7%
English Learner	1%	Hispanic	10%
Low-Income	15%	Other	12%
		Native Hawaiian or Pacific Islander	0%
		White	61%

Nebinger, George W., School

**Public District
Neighborhood**
Grades PreK-8
385 Students

601 Carpenter Street
Philadelphia, PA 19147
(215) 400-8110



BSL: Ellsworth-
Federal
Bus: 47, 57, 64

Demographics

Female	46%	American Indian or Alaskan Native	0%
Male	54%	Asian	6%
Special Ed	23%	Black	36%
English Learner	17%	Hispanic	24%
Low-Income	64%	Other	5%
		Native Hawaiian or Pacific Islander	0%
		White	29%

Our Lady of Hope Regional Catholic School

Private Catholic
Grades PreK-8
253 Students

1248 Jackson Street
Philadelphia, PA 19148
(215) 467-5385



BSL: Snyder
Bus: 4, 23, 79

Demographics

Low-Income 23%

Philadelphia Classical School

Private Independent
Grades K-12
152 Students

3301 S 20th Street
Philadelphia, PA 19145
(267) 990-2698

Demographics

Low-Income 12%

Philadelphia Performing Arts: A String Theory Charter School (East and West Campuses)

Public Charter
Citywide
Grades K-5
2753 Students

2407 South Broad Street / 2600 South Broad Street
Philadelphia, PA 19148
(215) 278-2460



BSL: Oregon, Snyder
Bus: 4

Demographics

Female 58%
Male 42%
Special Ed 17%
English Learner 7%
Low-Income 66%

American Indian or Alaskan Native 0%
Asian 16%
Black 29%
Hispanic 10%
Other 8%
Native Hawaiian or Pacific Islander 0%
White 37%

Philadelphia School, The

Private Independent
Grades PreK-8
406 Students

2501 Lombard Street
Philadelphia, PA 19146
(215) 545-5323



Bus: 7, 40
RR: University City

Demographics

Low-Income 28%

Sharswood, George W., Elementary School

Public District
Neighborhood
Grades PreK-8
334 Students

2300 South 2nd Street
Philadelphia, PA 19148
(215) 400-8270



Bus: 57

Demographics

Female 50%
Male 50%
Special Ed 27%
English Learner 15%
Low-Income 80%

American Indian or Alaskan Native 1%
Asian 17%
Black 13%
Hispanic 20%
Other 6%
Native Hawaiian or Pacific Islander 0%
White 43%

Southwark School

**Public District
Neighborhood**
Grades PreK-8
883 Students

1835 South 9th Street
Philadelphia, PA 19148
(215) 400-8280



Bus: 29, 47, 47M,
79, G

Demographics

Female	47%
Male	53%
Special Ed	11%
English Learner	40%
Low-Income	72%

American Indian or Alaskan Native	0%
Asian	22%
Black	8%
Hispanic	51%
Other	4%
Native Hawaiian or Pacific Islander	0%
White	15%

St. Anthony of Padua Regional Catholic School

Private Catholic
Grades PreK-8
150 Students

913 Pierce Street
Philadelphia, PA 19148
(215) 468-0353



BSL: Tasker-Morris
Bus: 29, 47M

Demographics

Female	48%
Male	52%
Special Ed	4%
English Learner	33%
Low-Income	64%

American Indian or Alaskan Native	0%
Asian	11%
Black	7%
Hispanic	33%
Other	3%
Native Hawaiian or Pacific Islander	0%
White	47%

St. Monica School

Private Catholic
Grades PreK-8
464 Students

2500 South 16th Street
Philadelphia, PA 19145
(215) 467-5338



BSL: Oregon
Bus: 2, 17

Demographics

Low-Income	28%
------------	-----

St. Peter's School

Private Independent
Grades PreK-8
156 Students

319 Lombard Street
Philadelphia, PA 19147
(215) 925-3963



Bus: 12, 40, 57

Demographics

Special Ed	0%
Low-Income	30%

Asian	20%
Black	10%
Hispanic	4%
Other	0%
White	66%

St. Pio Catholic School

Private Catholic
Grades PreK-8
251 Students

1826 Pollock Street
Philadelphia, PA 19145
(215) 467-5430



BSL: Oregon
Bus: 2, 17, 68

Demographics

Female	47%
Male	53%
Special Ed	2%
English Learner	2%
Low-Income	7%

American Indian or Alaskan Native	0%
Asian	2%
Black	3%
Hispanic	2%
Other	4%
Native Hawaiian or Pacific Islander	0%
White	89%

St. Thomas Aquinas, an Independence Mission School

Private Catholic
Grades PreK-8
226 Students

1631 South 18th Street
Philadelphia, PA 19145
(215) 334-0878



BSL: Tasker-Morris
Bus: 2, 29

Demographics

Female	44%
Male	56%
Special Ed	1%
English Learner	38%
Low-Income	71%

American Indian or Alaskan Native	0%
Asian	30%
Black	44%
Hispanic	18%
Other	7%
Native Hawaiian or Pacific Islander	0%
White	2%

Stanton, E.M., School

Public District Neighborhood
Grades PreK-8
305 Students

901 South 17th Street
Philadelphia, PA 19146
(215) 400-7960



BSL: Ellsworth-Federal

Demographics

Female	44%
Male	56%
Special Ed	24%
English Learner	1%
Low-Income	74%

American Indian or Alaskan Native	1%
Asian	4%
Black	73%
Hispanic	6%
Other	5%
Native Hawaiian or Pacific Islander	1%
White	11%

Taggart, John H., School

Public District Neighborhood
Grades PreK-8
497 Students

400 West Porter Street
Philadelphia, PA 19148
(215) 400-8290



Bus: 47, 47M, 57

Demographics

Female	45%
Male	55%
Special Ed	15%
English Learner	40%
Low-Income	81%

American Indian or Alaskan Native	0%
Asian	50%
Black	10%
Hispanic	29%
Other	6%
Native Hawaiian or Pacific Islander	0%
White	5%

Universal Alcorn Elementary School

Public Charter Neighborhood
Grades K-5
466 Students

3200 Dickinson Street
Philadelphia, PA 19146
(215) 952-6219



Bus: 12, 29, 64

Demographics

Female	49%
Male	51%
Special Ed	11%
English Learner	4%
Low-Income	100%

American Indian or Alaskan Native	0%
Asian	2%
Black	89%
Hispanic	5%
Other	2%
Native Hawaiian or Pacific Islander	0%
White	2%

Universal Alcorn Middle Years Academy

Public Charter Neighborhood
Grades 6-8
466 Students

3200 Dickinson Street
Philadelphia, PA 19146
(215) 952-8595



Bus: 12, 29, 64

Demographics

Female	49%
Male	51%
Special Ed	11%
English Learner	4%
Low-Income	100%

American Indian or Alaskan Native	0%
Asian	2%
Black	89%
Hispanic	5%
Other	2%
Native Hawaiian or Pacific Islander	0%
White	2%

Universal Institute Charter School

**Public Charter
Citywide**
Grades K-8
631 Students

1415 Catherine Street
Philadelphia, PA 19146
(267) 764-1626



**BSL: Lombard-
South**
Bus: 2, 4, 27, 32

Demographics

Female	49%
Male	51%
Special Ed	12%
English Learner	6%
Low-Income	73%

American Indian or Alaskan Native	0%
Asian	0%
Black	93%
Hispanic	6%
Other	1%
Native Hawaiian or Pacific Islander	0%
White	0%

Universal Vare Charter School

**Public Charter
Neighborhood**
Grades 5-8
173 Students

2100 South 24th Street
Philadelphia, PA 19145
(215) 952-8611



Bus: 79

Demographics

Female	49%
Male	51%
Special Ed	8%
English Learner	6%
Low-Income	100%

American Indian or Alaskan Native	0%
Asian	21%
Black	65%
Hispanic	10%
Other	4%
Native Hawaiian or Pacific Islander	0%
White	1%

Vare-Washington School

**Public District
Neighborhood**
Grades PreK-8
320 Students

1198 South 5th Street
Philadelphia, PA 19147
(215) 400-8120



Bus: 64

Demographics

Female	45%
Male	55%
Special Ed	21%
English Learner	34%
Low-Income	73%

American Indian or Alaskan Native	0%
Asian	15%
Black	20%
Hispanic	41%
Other	7%
Native Hawaiian or Pacific Islander	0%
White	16%

Southwest Philadelphia

Zip Codes: 19142, 19143, 19153

Anderson School, Add B.

Public District Neighborhood
Grades PreK-8
386 Students

1034 South 60th Street
 Philadelphia, PA 19143
 (215) 400-7890



Bus: 46
Trolley: 34

Demographics

Female	52%
Male	48%
Special Ed	15%
English Learner	2%
Low-Income	89%

American Indian or Alaskan Native	0%
Asian	0%
Black	96%
Hispanic	2%
Other	2%
Native Hawaiian or Pacific Islander	0%
White	0%

Bryant, William C., Elementary School

Public District Neighborhood
Grades PreK-8
329 Students

6001 Cedar Avenue
 Philadelphia, PA 19143
 (215) 400-7910



Bus: 46

Demographics

Female	46%
Male	54%
Special Ed	13%
English Learner	1%
Low-Income	91%

American Indian or Alaskan Native	1%
Asian	0%
Black	94%
Hispanic	2%
Other	2%
Native Hawaiian or Pacific Islander	0%
White	1%

Catharine, Joseph W., School

Public District Neighborhood
Grades PreK-5
409 Students

6600 Chester Avenue
 Philadelphia, PA 19142
 (215) 400-8150



Bus: 108
Trolley: 11, 13

Demographics

Female	47%
Male	53%
Special Ed	16%
English Learner	18%
Low-Income	86%

American Indian or Alaskan Native	0%
Asian	6%
Black	74%
Hispanic	13%
Other	5%
Native Hawaiian or Pacific Islander	0%
White	1%

Comegys, B.B., Elementary School

Public District Neighborhood
Grades K-8
322 Students

5100 Greenway Avenue
 Philadelphia, PA 19143
 (215) 400-7860



Bus: 52, 64
Trolley: 11, 13, 36

Demographics

Female	53%
Male	47%
Special Ed	12%
English Learner	1%
Low-Income	93%

American Indian or Alaskan Native	0%
Asian	0%
Black	96%
Hispanic	2%
Other	2%
Native Hawaiian or Pacific Islander	0%
White	1%

Cornerstone Christian Academy

Private Independent 1939 South 58th Street
Grades K-8 Philadelphia, PA 19143
140 Students (215) 724-6858



Bus: G
 Trolley: 13

Demographics

Female	50%	Black	95%
Male	50%	Other	5%
Low-Income	85%		

Global Leadership Academy Southwest at Huey

Public Charter Neighborhood 5200 Pine Street
Grades K-8 Philadelphia, PA 19143
581 Students (215) 471-2978



Bus: 42, 52
 Trolley: 34

Demographics

Female	48%	American Indian or Alaskan Native	0%
Male	52%	Asian	1%
Special Ed	17%	Black	95%
English Learner	1%	Hispanic	2%
Low-Income	83%	Other	1%
		Native Hawaiian or Pacific Islander	0%
		White	1%

Greater Hope Christian Academy Science and Research Center

Private Independent 7029 Woodland Avenue
Grades K-12 Philadelphia, PA 19142
91 Students (215) 729-0374



Trolley: 11

Demographics

Female	45%	American Indian or Alaskan Native	1%
Male	55%	Asian	3%
Special Ed	3%	Black	80%
English Learner	10%	Hispanic	5%
Low-Income	80%	Other	8%
		Native Hawaiian or Pacific Islander	0%
		White	3%

Harrington, Avery D., Elementary School

Public District Neighborhood 5300 Baltimore Avenue
Grades K-8 Philadelphia, PA 19143
338 Students (215) 400-7920



Bus: 52
 Trolley: 34

Demographics

Female	42%	American Indian or Alaskan Native	0%
Male	58%	Asian	0%
Special Ed	25%	Black	95%
English Learner	1%	Hispanic	2%
Low-Income	86%	Other	2%
		Native Hawaiian or Pacific Islander	0%
		White	1%

Independence Charter School West (ICSW)

Public Charter Citywide 5600 Chester Avenue
Grades K-8 Philadelphia, PA 19143
838 Students (215) 724-5600



Bus: 52, G
 Trolley: 13

Demographics

Female	52%	American Indian or Alaskan Native	0%
Male	48%	Asian	0%
Special Ed	23%	Black	89%
English Learner	3%	Hispanic	4%
Low-Income	80%	Other	2%
		Native Hawaiian or Pacific Islander	0%
		White	3%

KIPP West Philadelphia Preparatory Charter School

Public Charter Citywide
Grades 5-8
348 Students

5900 Baltimore Avenue
 2nd Floor
 Philadelphia, PA 19143
 (215) 294-2973



Bus: 46
Trolley: 34
RR: Angora

Demographics

Female	51%
Male	49%
Special Ed	16%
English Learner	0%
Low-Income	86%

American Indian or Alaskan Native	0%
Asian	0%
Black	97%
Hispanic	2%
Other	1%
Native Hawaiian or Pacific Islander	0%
White	0%

Longstreth, W. C., School

Public District Neighborhood
Grades PreK-8
252 Students

5700 Willows Avenue
 Philadelphia, PA 19143
 (215) 400-7870



Bus: G
RR: Angora

Demographics

Female	45%
Male	55%
Special Ed	25%
English Learner	3%
Low-Income	90%

American Indian or Alaskan Native	0%
Asian	0%
Black	95%
Hispanic	5%
Other	0%
Native Hawaiian or Pacific Islander	0%
White	0%

Mastery Charter School: Hardy Williams Elementary

Public Charter Citywide
Grades K-6
1194 Students

5400 Warrington Avenue
 Philadelphia, PA 19143
 (267) 724-2343



Bus: 52, G
Trolley: 11, 13

Demographics

Female	52%
Male	48%
Special Ed	25%
English Learner	4%
Low-Income	78%

American Indian or Alaskan Native	0%
Asian	0%
Black	96%
Hispanic	2%
Other	1%
Native Hawaiian or Pacific Islander	0%
White	0%

Mastery Charter School: Hardy Williams High School

Public Charter Citywide
Grades 7-12
1194 Students

5400 Warrington Avenue
 Philadelphia, PA 19143
 (267) 499-2100



Bus: 52
Trolley: 13

Demographics

Female	52%
Male	48%
Special Ed	25%
English Learner	4%
Low-Income	78%

American Indian or Alaskan Native	0%
Asian	0%
Black	96%
Hispanic	2%
Other	1%
Native Hawaiian or Pacific Islander	0%
White	0%

Mastery Charter School: Harrity Elementary

Public Charter Neighborhood
Grades K-8
812 Students

5601 Christian Street
 Philadelphia, PA 19143
 (215) 471-2908



Bus: G
Trolley: 34

Demographics

Female	51%
Male	49%
Special Ed	17%
English Learner	1%
Low-Income	93%

American Indian or Alaskan Native	1%
Asian	0%
Black	95%
Hispanic	2%
Other	2%
Native Hawaiian or Pacific Islander	0%
White	0%

Mitchell, S. Weir, Elementary School

**Public District
Neighborhood**
Grades K-8
339 Students

5500 Kingsessing
Avenue
Philadelphia, PA 19143
(215) 400-7880



Bus: 52, G
Trolley: 11, 13

Demographics

Female	51%
Male	49%
Special Ed	15%
English Learner	1%
Low-Income	92%

American Indian or Alaskan Native	0%
Asian	0%
Black	95%
Hispanic	3%
Other	2%
Native Hawaiian or Pacific Islander	0%
White	0%

Morton, Thomas G., School

**Public District
Neighborhood**
Grades K-5
369 Students

2501 South 63rd Street
Philadelphia, PA 19142
(215) 400-8160



Bus: G
Trolley: 36

Demographics

Female	48%
Male	52%
Special Ed	15%
English Learner	12%
Low-Income	93%

American Indian or Alaskan Native	0%
Asian	4%
Black	87%
Hispanic	6%
Other	1%
Native Hawaiian or Pacific Islander	0%
White	2%

Patterson, John M., School

**Public District
Neighborhood**
Grades PreK-4
362 Students

7000 Buist Avenue
Philadelphia, PA 19142
(215) 400-8190



Bus: 108
Trolley: 11, 36

Demographics

Female	48%
Male	52%
Special Ed	9%
English Learner	11%
Low-Income	91%

American Indian or Alaskan Native	0%
Asian	6%
Black	83%
Hispanic	7%
Other	2%
Native Hawaiian or Pacific Islander	0%
White	2%

Penrose Elementary School

**Public District
Neighborhood**
Grades K-8
403 Students

2515 South 78th Street
Philadelphia, PA 19153
(215) 492-6455



Bus: 108

Demographics

Female	41%
Male	59%
Special Ed	29%
English Learner	12%
Low-Income	84%

American Indian or Alaskan Native	0%
Asian	4%
Black	84%
Hispanic	5%
Other	5%
Native Hawaiian or Pacific Islander	0%
White	2%

Philadelphia Free School

Private Independent
Grades K-12
47 Students

4950 Springfield Ave.
Philadelphia, PA 19143
(215) 218-9586



Bus: 64
Trolley: 13
RR: Media/Elwyn
49th St stop

Demographics

Female	39%
Male	61%
Low-Income	79%

Asian	4%
Black	30%
Hispanic	8%
Other	20%
White	38%

Philadelphia Montessori Charter School

**Public Charter
Citywide**
Grades K-4
239 Students

2227 Island Avenue
Philadelphia, PA 19142
(215) 365-4011



Bus: 68, 108
Trolley: 11, 34, 36

Demographics

Female	52%
Male	48%
Special Ed	21%
English Learner	2%
Low-Income	93%

American Indian or Alaskan Native	0%
Asian	1%
Black	89%
Hispanic	3%
Other	5%
Native Hawaiian or Pacific Islander	0%
White	2%

Richard Allen Preparatory Charter School

**Public Charter
Citywide**
Grades 5-8
399 Students

2601 South 58th Street
Philadelphia, PA 19143
(215) 878-1544



Trolley: 36

Demographics

Female	49%
Male	51%
Special Ed	5%
English Learner	8%
Low-Income	100%

American Indian or Alaskan Native	0%
Asian	2%
Black	95%
Hispanic	1%
Other	2%
Native Hawaiian or Pacific Islander	0%
White	0%

Southwest Leadership Academy Charter School

**Public Charter
Citywide**
Grades K-8
621 Students

7101 Paschall Avenue
Philadelphia, PA 19142
(215) 729-1939



Trolley: 11, 36

Demographics

Female	51%
Male	49%
Special Ed	12%
English Learner	5%
Low-Income	100%

American Indian or Alaskan Native	0%
Asian	1%
Black	93%
Hispanic	5%
Other	1%
Native Hawaiian or Pacific Islander	0%
White	0%

St. Barnabas, an Independence Mission School

Private Catholic
Grades PreK-8
284 Students

6334 Buist Avenue
Philadelphia, PA 19142
(215) 729-3603



Bus: 108, G
Trolley: 36

Demographics

Female	51%
Male	49%
Special Ed	0%
English Learner	17%
Low-Income	67%

American Indian or Alaskan Native	0%
Asian	19%
Black	63%
Hispanic	12%
Other	3%
Native Hawaiian or Pacific Islander	0%
White	4%

St. Francis de Sales School

Private Catholic
Grades K-8
461 Students

917 South 47th Street
Philadelphia, PA 19143
(215) 387-1749



Bus: 21, 30, 42
Trolley: 11, 13, 34, 36

Demographics

Low-Income	56%
------------	-----

Tilden Middle School

**Public District
Neighborhood
Grades 5-8
333 Students**

6601 Elmwood Avenue
Philadelphia, PA 19142
(215) 400-8170



**Bus: 108
Trolley: 36**

Demographics

Female	46%
Male	54%
Special Ed	24%
English Learner	17%
Low-Income	81%

American Indian or Alaskan Native	0%
Asian	6%
Black	76%
Hispanic	12%
Other	3%
Native Hawaiian or Pacific Islander	0%
White	1%

West Philadelphia/ University City

Zip Codes: 19104, 19131, 19139, 19151

63rd Street Multicultural Academy of Academic Excellence

Private Independent 1141 North 63rd Street
Grades PreK-12 Philadelphia, PA 19151
83 Students (215) 240-6721



Bus: 46, 65

Demographics

Low-Income 0%

Ad Prima Charter School: Overbrook Campus

Public Charter Citywide 1922 North 63rd Street
Grades K-8 Philadelphia, PA 19151
605 Students (267) 403-2953



Bus: 46, 65, 105
Trolley: 10

Demographics

Female 52%
Male 48%
Special Ed 18%
English Learner 1%
Low-Income 100%

American Indian or Alaskan Native 0%
Asian 1%
Black 91%
Hispanic 4%
Other 3%
Native Hawaiian or Pacific Islander 0%
White 0%

Barry, Commodore John, Elementary School

Public District Neighborhood 5900 Race Street
Grades PreK-8 Philadelphia, PA 19139
506 Students (215) 400-7640



MFL: 60th Street
Bus: 30, 46

Demographics

Female 48%
Male 52%
Special Ed 23%
English Learner 1%
Low-Income 92%

American Indian or Alaskan Native 0%
Asian 0%
Black 94%
Hispanic 4%
Other 1%
Native Hawaiian or Pacific Islander 0%
White 1%

Belmont Academy Charter School

Public Charter Neighborhood 907 North 41st Street
Grades PreK-K Philadelphia, PA 19104
926 Students (215) 386-5768



Bus: 38, 40

Demographics

Female 47%
Male 53%
Special Ed 26%
English Learner 1%
Low-Income 85%

American Indian or Alaskan Native 0%
Asian 0%
Black 97%
Hispanic 2%
Other 0%
Native Hawaiian or Pacific Islander 0%
White 0%

Belmont Charter School

**Public Charter
Neighborhood**
Grades K-8
926 Students

4030 Brown Street
Philadelphia, PA 19104
(215) 823-8208



Bus: 43
Trolley: 10

Demographics

Female	47%
Male	53%
Special Ed	26%
English Learner	1%
Low-Income	85%

American Indian or Alaskan Native	0%
Asian	0%
Black	97%
Hispanic	2%
Other	0%
Native Hawaiian or Pacific Islander	0%
White	0%

Beulah Baptist Christian Day School

Private Independent
Grades K-8
61 Students

5001-21 Spruce Street
Philadelphia, PA 19139
(215) 747-3347



Bus: 42

Demographics

Female	59%
Male	41%
Low-Income	0%

Black	99%
Hispanic	1%
Other	0%

Blankenburg, Rudolph, Elementary School

**Public District
Neighborhood**
Grades PreK-8
244 Students

4600 West Girard
Avenue
Philadelphia, PA 19131
(215) 400-7280



Bus: 43, 64
Trolley: 15

Demographics

Female	48%
Male	52%
Special Ed	24%
English Learner	2%
Low-Income	87%

American Indian or Alaskan Native	0%
Asian	0%
Black	92%
Hispanic	5%
Other	2%
Native Hawaiian or Pacific Islander	0%
White	0%

Bluford, Guion S. Elementary School

**Public Charter
Neighborhood**
Grades K-8
531 Students

5720 Media Street
Philadelphia, PA 19131
(215) 581-5502



Bus: 46, G
Trolley: 10

Demographics

Female	48%
Male	52%
Special Ed	16%
English Learner	1%
Low-Income	100%

American Indian or Alaskan Native	0%
Asian	0%
Black	98%
Hispanic	1%
Other	0%
Native Hawaiian or Pacific Islander	0%
White	0%

Boys' Latin of Philadelphia Charter School: Middle School Campus

**Public Charter
Citywide**
Grades 6-8
777 Students

344 North Felton Street
Philadelphia, PA 19139
(215) 387-5149




MFL: 63rd Street
Bus: 30, 31, 46
Trolley: 15

Demographics

Female	0%
Male	100%
Special Ed	26%
English Learner	0%
Low-Income	72%

American Indian or Alaskan Native	0%
Asian	0%
Black	99%
Hispanic	1%
Other	0%
Native Hawaiian or Pacific Islander	0%
White	0%

Cassidy, Lewis C., Academics Plus School


Public District Neighborhood 6523 Lansdowne Avenue Philadelphia, PA 19151  **Bus: 30**
Grades K-8 (215) 400-7510
233 Students

Demographics

Female	44%
Male	56%
Special Ed	21%
English Learner	5%
Low-Income	87%

American Indian or Alaskan Native	0%
Asian	0%
Black	90%
Hispanic	6%
Other	2%
Native Hawaiian or Pacific Islander	0%
White	1%

City School at Spruce Hill, The


Private Independent 4115 Baltimore Avenue Philadelphia, PA 19104  **Bus: 30, 42**
Grades K-5 **Trolley: 11, 13, 34**
105 Students (215) 382-7839

Demographics

Female	57%
Male	43%
Low-Income	54%

American Indian or Alaskan Native	0%
Asian	2%
Black	92%
Other	4%
Native Hawaiian or Pacific Islander	0%
White	2%

Discovery Charter School


Public Charter Citywide 4700 Parkside Avenue Philadelphia, PA 19131  **Bus: 40, 52**
Grades K-8 **Trolley: 10, 15**
631 Students (215) 879-8182

Demographics

Female	47%
Male	53%
Special Ed	14%
English Learner	0%
Low-Income	56%

American Indian or Alaskan Native	0%
Asian	0%
Black	96%
Hispanic	0%
Other	3%
Native Hawaiian or Pacific Islander	0%
White	1%

Global Leadership Academy Charter School


Public Charter Citywide 4601 West Girard Avenue Philadelphia, PA 19131  **Trolley: 10**
Grades K-8
641 Students (267) 295-5700

Demographics

Female	53%
Male	47%
Special Ed	12%
English Learner	0%
Low-Income	69%

American Indian or Alaskan Native	0%
Asian	0%
Black	98%
Hispanic	1%
Other	1%
Native Hawaiian or Pacific Islander	0%
White	0%

Gompers, Samuel, Elementary School

Public District Neighborhood 5701 Wynnefield Avenue Philadelphia, PA 19131  **Bus: 56**
Grades K-8
251 Students (215) 400-7250

Demographics

Female	45%
Male	55%
Special Ed	21%
English Learner	2%
Low-Income	76%

American Indian or Alaskan Native	1%
Asian	1%
Black	91%
Hispanic	3%
Other	2%
Native Hawaiian or Pacific Islander	0%
White	2%

Hamilton, Andrew, School

**Public District
Neighborhood**
Grades K-8
347 Students

5640 Spruce Street
Philadelphia, PA 19139
(215) 400-7650



Bus: 42, G

Demographics

Female	45%
Male	55%
Special Ed	22%
English Learner	1%
Low-Income	94%

American Indian or Alaskan Native	0%
Asian	0%
Black	94%
Hispanic	4%
Other	1%
Native Hawaiian or Pacific Islander	0%
White	0%

Harambee Institute of Science and Technology Charter School

**Public Charter
Citywide**
Grades K-8
594 Students

640 North 66th Street
Philadelphia, PA 19151
(215) 472-8770



Bus: 30, 31, 65

Demographics

Female	48%
Male	52%
Special Ed	8%
English Learner	0%
Low-Income	67%

American Indian or Alaskan Native	0%
Asian	0%
Black	99%
Hispanic	1%
Other	0%
Native Hawaiian or Pacific Islander	0%
White	1%

Heston, Edward, Elementary School

**Public District
Neighborhood**
Grades PreK-8
337 Students

1621 North 54th Street
Philadelphia, PA 19131
(215) 400-7290



Bus: 52, G
Trolley: 10

Demographics

Female	50%
Male	50%
Special Ed	14%
English Learner	1%
Low-Income	91%

American Indian or Alaskan Native	0%
Asian	0%
Black	94%
Hispanic	4%
Other	2%
Native Hawaiian or Pacific Islander	0%
White	0%

Inquiry Charter School

**Public Charter
Citywide**
Grades PreK-5
268 Students

1301 Belmont Avenue
Philadelphia, PA 19104
(215) 823-5541



Bus: 38, 40, 43, 64
Trolley: 10, 15

Demographics

Female	46%
Male	54%
Special Ed	22%
English Learner	0%
Low-Income	62%

American Indian or Alaskan Native	0%
Asian	0%
Black	90%
Hispanic	3%
Other	3%
Native Hawaiian or Pacific Islander	0%
White	3%

Islamic Education School, The (TIES)

Private Independent
Grades PreK-8
58 Students

4431 Walnut Street
Philadelphia, PA 19104
(215) 387-8888



MFL: 46th Street
Bus: 21

Demographics

Low-Income	74%
------------	-----

Jubilee School

Private Independent
Grades PreK-6
42 Students

4211 Chester Avenue
Philadelphia, PA 19104
(215) 387-7592



Bus: 30, 42
Trolley: 11, 13, 34, 36

Demographics

Low-Income 10%

Kids World Christian Education Center (West Philadelphia)

Private Independent
Grades PreK-1

6100 Chestnut Street
Philadelphia, PA 19139
(215) 474-1484



Bus: 21, 42
MFL: 60th Street

Demographics

Low-Income 64%

KIPP Philadelphia Octavius Catto Elementary

Public Charter Citywide
Grades K-2
198 Students

4601 Market Street
Philadelphia, PA 19139
(267) 417-3070



MFL: 46th Street
Bus: 30, 52

Demographics

KIPP West Philadelphia Elementary Academy

Public Charter Citywide
Grades K-4
479 Students

5070 Parkside Avenue
Philadelphia, PA 19131
(267) 787-5700



Bus: 46
Trolley: 34
RR: Angora

Demographics

Female	51%
Male	49%
Special Ed	16%
English Learner	0%
Low-Income	86%

American Indian or Alaskan Native	0%
Asian	0%
Black	97%
Hispanic	2%
Other	1%
Native Hawaiian or Pacific Islander	0%
White	0%

Lamberton, Robert E., Elementary

Public District Neighborhood
Grades PreK-8
289 Students

7501 Woodbine Avenue
Philadelphia, PA 19151
(215) 400-7530



Bus: 31, 103

Demographics

Female	45%
Male	55%
Special Ed	35%
English Learner	6%
Low-Income	83%

American Indian or Alaskan Native	0%
Asian	0%
Black	94%
Hispanic	5%
Other	1%
Native Hawaiian or Pacific Islander	0%
White	0%

Lea, Henry C., Elementary School

**Public District
Neighborhood**
Grades PreK-8
451 Students

4700 Locust Street
Philadelphia, PA 19139
(215) 400-7660



MFL: 46th Street
Bus: 21, 31, 42, 64

Demographics

Female	46%	American Indian or Alaskan Native	1%
Male	54%	Asian	13%
Special Ed	18%	Black	64%
English Learner	13%	Hispanic	5%
Low-Income	77%	Other	5%
		Native Hawaiian or Pacific Islander	0%
		White	12%

Locke, Alain, Elementary School

**Public District
Neighborhood**
Grades K-8
284 Students

4550 Haverford Avenue
Philadelphia, PA 19139
(215) 400-7670



Bus: 30, 31

Demographics

Female	51%	American Indian or Alaskan Native	1%
Male	49%	Asian	8%
Special Ed	28%	Black	81%
English Learner	8%	Hispanic	7%
Low-Income	89%	Other	3%
		Native Hawaiian or Pacific Islander	0%
		White	0%

Mastery Charter School: Mann Elementary

**Public Charter
Neighborhood**
Grades K-6
534 Students

5376 West Berks Street
Philadelphia, PA 19131
(215) 581-5616



Bus: 40, 52

Demographics

Female	52%	American Indian or Alaskan Native	0%
Male	48%	Asian	0%
Special Ed	19%	Black	89%
English Learner	3%	Hispanic	5%
Low-Income	76%	Other	4%
		Native Hawaiian or Pacific Islander	0%
		White	1%

Mastery Charter School: Shoemaker Campus

**Public Charter
Citywide**
Grades 7-12
776 Students

5301 Media Street
Philadelphia, PA 19131
(267) 296-7111



Bus: 52, G
Trolley: 10, 15

Demographics

Female	51%	American Indian or Alaskan Native	0%
Male	49%	Asian	1%
Special Ed	29%	Black	95%
English Learner	1%	Hispanic	3%
Low-Income	81%	Other	1%
		Native Hawaiian or Pacific Islander	0%
		White	0%

McMichael, Morton, School

**Public District
Neighborhood**
Grades PreK-8
284 Students

3543 Fairmount Avenue
Philadelphia, PA 19104
(215) 400-7750



Bus: 31
Trolley: 10

Demographics

Female	50%	American Indian or Alaskan Native	0%
Male	50%	Asian	0%
Special Ed	32%	Black	94%
English Learner	0%	Hispanic	2%
Low-Income	93%	Other	3%
		Native Hawaiian or Pacific Islander	0%
		White	1%

Middle Years Alternative School for the Humanities

Public District Citywide
Grades 5-8
171 Students

4725 Fairmount Avenue
 Philadelphia, PA 19139
 (215) 400-7720



MFL: 46th Street,
 52nd Street
Bus: 21, 31, 64

Demographics

Female	50%
Male	50%
Special Ed	25%
English Learner	6%
Low-Income	72%

American Indian or Alaskan Native	0%
Asian	9%
Black	82%
Hispanic	6%
Other	2%
Native Hawaiian or Pacific Islander	0%
White	1%

New Life Alternatives Christian Academy

Private Independent
Grades PreK-6
22 Students

1933 North 63rd Street
 Philadelphia, PA 19151
 (215) 877-3440



Bus: 65, 105

Demographics

Our Mother of Sorrows/St. Ignatius of Loyola, an Independence Mission School

Private Catholic
Grades PreK-8
137 Students

617 North 43rd Street
 Philadelphia, PA 19104
 (215) 222-3626



Bus: 30, 31, 40, 43
Trolley: 10

Demographics

Female	57%
Male	43%
Special Ed	1%
English Learner	1%
Low-Income	75%

American Indian or Alaskan Native	1%
Asian	0%
Black	92%
Hispanic	3%
Other	3%
Native Hawaiian or Pacific Islander	0%
White	1%

Overbrook Educational Center

Public District Citywide
Grades K-8
266 Students

6722 Lansdowne Avenue
 Philadelphia, PA 19151
 (215) 400-7540



Bus: 30, 31, 65,
 105

Demographics

Female	53%
Male	47%
Special Ed	33%
English Learner	1%
Low-Income	68%

American Indian or Alaskan Native	0%
Asian	1%
Black	88%
Hispanic	2%
Other	6%
Native Hawaiian or Pacific Islander	0%
White	2%

Overbrook Elementary School

Public District Neighborhood
Grades K-8
202 Students

2032 North 62nd Street
 Philadelphia, PA 19151
 (215) 400-7520



Bus: 46, 65, 105, G
Trolley: 10

Demographics

Female	55%
Male	45%
Special Ed	11%
English Learner	1%
Low-Income	84%

American Indian or Alaskan Native	1%
Asian	0%
Black	95%
Hispanic	2%
Other	3%
Native Hawaiian or Pacific Islander	0%
White	1%

Overbrook School for the Blind

Private Independent
Grades K-12
164 Students

6333 Malvern Avenue
Philadelphia, PA 19151
(215) 877-0313



Bus: 46, 65, 105
Trolley: 10

Demographics

Low-Income 52%

Penn Alexander School

Public District
Neighborhood
Grades K-8
580 Students

4209 Spruce Street
Philadelphia, PA 19104
(215) 400-7760



Bus: 21, 30, 42

Demographics

Female 48%
Male 52%
Special Ed 9%
English Learner 11%
Low-Income 30%

American Indian or Alaskan Native 0%
Asian 26%
Black 14%
Hispanic 4%
Other 11%
Native Hawaiian or Pacific Islander 0%
White 45%

Powel, Samuel, Elementary School

Public District
Neighborhood
Grades K-4
295 Students

301 North 36th Street
Philadelphia, PA 19104
(215) 823-8201



MFL: 34th Street
Bus: 31
Trolley: 10

Demographics

Female 51%
Male 49%
Special Ed 19%
English Learner 1%
Low-Income 62%

American Indian or Alaskan Native 0%
Asian 6%
Black 66%
Hispanic 5%
Other 2%
Native Hawaiian or Pacific Islander 0%
White 22%

Quba Institute

Private Independent
Grades K-8
59 Students

4637 Lancaster Avenue
Philadelphia, PA 19131
(215) 473-8589



Bus: 43, 64
Trolley: 10, 15

Demographics

Female 54%
Male 46%
Special Ed 0%
English Learner 5%
Low-Income 92%

American Indian or Alaskan Native 0%
Asian 10%
Black 90%
Hispanic 0%
Other 0%
Native Hawaiian or Pacific Islander 0%
White 0%

Rhoads, James, Elementary School

Public District
Neighborhood
Grades K-8
421 Students

4901 Parrish Street
Philadelphia, PA 19139
(215) 581-5504



Bus: 52
Trolley: 34

Demographics

Female 46%
Male 54%
Special Ed 20%
English Learner 0%
Low-Income 91%

American Indian or Alaskan Native 0%
Asian 0%
Black 93%
Hispanic 4%
Other 2%
Native Hawaiian or Pacific Islander 0%
White 0%

Science Leadership Academy at Beeber

**Public District
Special Admit
Grades 5-12
644 Students**

5925 Malvern Avenue
Philadelphia, PA 19131
(215) 400-7270



Bus: 65, G,
Regional Rail, and
10 Trolley

Demographics

Female	53%
Male	47%
Special Ed	9%
English Learner	4%
Low-Income	48%

American Indian or Alaskan Native	0%
Asian	5%
Black	72%
Hispanic	6%
Other	4%
Native Hawaiian or Pacific Islander	0%
White	13%

Science Leadership Academy Middle School (SLA-MS)

**Public District
Neighborhood
Grades 5-8
360 Students**

3610 Warren Street
Philadelphia, PA 19104
(215) 400-8320



Bus: 31, 43
Trolley: 10

Demographics

Female	43%
Male	57%
Special Ed	14%
English Learner	1%
Low-Income	62%

American Indian or Alaskan Native	1%
Asian	7%
Black	64%
Hispanic	4%
Other	6%
Native Hawaiian or Pacific Islander	0%
White	18%

Shepherd's Christian Academy

**Private Independent
Grades PreK-5
32 Students**

6634-42 Haverford Avenue
Philadelphia, PA 19151
(215) 476-4101



Bus: 30, 31, 65,
105
Trolley: 10

Demographics

St. Frances Cabrini, an Independence Mission School

**Private Catholic
Grades PreK-8
215 Students**

405 North 65th Street
Philadelphia, PA 19151
(215) 748-2994



Bus: 10, 30, 31, 65,
105
Trolley: 15

Demographics

Female	55%
Male	45%
Special Ed	4%
English Learner	0%
Low-Income	52%

American Indian or Alaskan Native	0%
Asian	0%
Black	87%
Hispanic	3%
Other	8%
Native Hawaiian or Pacific Islander	2%
White	0%

St. Rose of Lima, an Independence Mission School

**Private Catholic
Grades PreK-8
176 Students**

1522 North Wanamaker Street
Philadelphia, PA 19131
(215) 473-6030



Bus: 46, G
Trolley: 10

Demographics

Female	49%
Male	51%
Special Ed	4%
English Learner	0%
Low-Income	61%

American Indian or Alaskan Native	0%
Asian	0%
Black	98%
Hispanic	2%
Other	0%
Native Hawaiian or Pacific Islander	0%
White	0%

Washington, Martha, School

**Public District
Neighborhood**
Grades K-8
223 Students

766 North 44th Street
Philadelphia, PA 19104
(215) 823-8203



Bus: 31
Trolley: 10

Demographics

Female	44%	American Indian or Alaskan Native	0%
Male	56%	Asian	0%
Special Ed	41%	Black	93%
English Learner	1%	Hispanic	2%
Low-Income	91%	Other	4%
		Native Hawaiian or Pacific Islander	0%
		White	0%

West Philadelphia Achievement Charter Elementary School

**Public Charter
Citywide**
Grades K-5
636 Students

6701 Callowhill Street
Philadelphia, PA 19151
(215) 476-6471



Bus: 30, 31, 65,
105

Demographics

Female	47%	American Indian or Alaskan Native	0%
Male	53%	Asian	0%
Special Ed	9%	Black	97%
English Learner	0%	Hispanic	2%
Low-Income	100%	Other	0%
		Native Hawaiian or Pacific Islander	0%
		White	1%

High School Profiles

GreatPhillySchools profiles offer a starting point for your school research and a reference to help you plan school visits. School profiles include enrollment figures contact information, and brief descriptions of each school’s mission and points of pride as provided by the school’s leadership. We explain the different types of information you’ll see in each profile below.

The profiles are listed alphabetically by the name a school is most commonly known by – often the last name of the person the school is named for.

For example, the Julia R. Masterman Laboratory and Demonstration School is generally called Masterman, so you’ll find its profile in the M section.

To learn more about a specific school, visit the schools profile on greatphillyschools.org. You can find standardized test results, courses, activities, and brief descriptions provided by the school’s leadership, such as admissions information and points of pride.

How to Read a High School Profile

Bartram, John, High School

1 **Public District Neighborhood**

2 **Grades 9–12**

3 **481 Students**

4 **Graduation Rate: 73%**
2401 South 67th Street,
Philadelphia, PA 19142

5 **Contact Information:**
(215) 400-8100

6 **Public Transportation Options:**
Bus: 108
SEPTA Trolley: 11, 36

7 **Admissions Policy**
Residence within the school catchment area. Admission for students outside the catchment area is based on space availability and lottery.

8 **Points of Pride**
Meet the New John Bartram High School! Academic, Climate, & Capital Improvements include \$2Million School Improvement Grant, New Library and computer lab, block instructional rostering and \$2Million Athletic Complex

9

Demographics		
Female	45%	Male 55%
Special Ed	29%	
English Learner	17%	
Low-Income	80%	
American Indian or Alaskan Native	0%	Hispanic 10%
Asian	3%	Other 2%
Black	83%	Native Hawaiian or Pacific Islander 0%
		White 1%

- 1 School Type:** Indicates whether the school is a District, charter or private school. A school’s type determines its admissions requirements and whether it charges tuition. See page 9 for more information.
- 2 Grade Level:** The grades served by the school.
- 3 Enrollment:** The approximate number of students enrolled in the grades listed.
- 4 Graduation Rate:** The percentage of a cohort of ninth-graders to graduate within four years (after adjusting for transfers).
- 5 Contact Information:** The school’s location and phone number.
- 6 Public Transportation Options:** SEPTA subway, bus, trolley and/or Regional Rail (RR) routes within a 15-minute walk of the school. BSL refers to the Broad Street (Orange) Line; MFL refers to the Market-Frankford (Blue) Line.
- 7 Admissions Policy:** The school’s general rules for admission. Please contact the school directly for details.
- 8 Points of Pride:** Notable achievements and programs, as described by school leadership.
- 9 Demographics:** The school’s racial, economic and gender composition. Due to rounding and/or non-binary gender, demographic numbers may not add up to 100%.

Some Schools Are Missing Information

These schools may be new or don’t report information in the same way as the majority of our schools. Contact the school directly to learn more. See page 8 for a list of questions to get started.

Academy at Palumbo

Public District Special Admit

Grades 9–12

1178 Students

Graduation Rate: 97%

1100 Catharine Street,
Philadelphia, PA 19147

(215) 400-8130



BSL: Ellsworth-Federal, Lombard-South

Bus: 4, 23, 27, 32

Admissions Policy

Must score at least 65th percentile on 7th-grade PSSA. Must have A's and B's. Must have exemplary attendance (95%)

Points of Pride

Students at Palumbo have earned 1st place in 2022 PA State Media and Design Programming Competition, Palumbo students devised and performed an original full-length student-written musical, Spell Academy and 13 Juniors and Seniors earned Seal of Biliteracy award

Demographics

Female	58%	Male	42%
Special Ed	5%		
English Learner	7%		
Low-Income	59%		
American Indian or Alaskan Native	0%	Hispanic	11%
Asian	36%	Other	4%
Black	34%	Native Hawaiian or Pacific Islander	0%
		White	15%

Al-Aqsa Islamic Academy

Private Independent

Grades K–12

287 Students

1501 Germantown Avenue,
Philadelphia, PA 19122

(215) 765-6660



Bus: 47, 57

Trolley: 15

Admissions Policy

Students must produce a birth certificate, Social Security information, immunization records and report cards from previous schools (students may be tested without this information to determine appropriate placement). Physical and dental records are also required.

Points of Pride

Quran competitions are held regularly, one becoming a hafiz. One of our students received the 2018 State Representative Award for Academic Achievement. We participate in the Muslim Students Association's activity at Temple University or another college each spring.

Demographics

Low-Income	100%
------------	------

Archbishop Ryan High School

Private Catholic

Grades 9–12

851 Students

11201 Academy Road,
Philadelphia, PA 19154

(215) 637-1800



Bus: 20, 50, 67

Admissions Policy

To begin the application process, complete the two-page student application found on the Admissions page of our website (archbishopryan.com). All incoming students are required to take an entrance and scholarship exam; students earn academic scholarships by taking the scholarship test.

Points of Pride

The class of 2022 earned over \$40 million in college scholarships. 95% of recent graduates are attending college (including Princeton, Drexel, Penn, Pitt, Michigan State and the U.S. Naval Academy) or entered the armed services. 3 Mathlete Championships; 6 Dad Vail Regatta poster contest winners; 8 weekend play performances; 9 PCL Championships.

Demographics

Female	51%	Male	49%
Special Ed	11%		
English Learner	0%		
Low-Income	7%		
American Indian or Alaskan Native	0%	Hispanic	12%
Asian	7%	Other	4%
Black	11%	Native Hawaiian or Pacific Islander	0%
		White	66%

Arts Academy at Benjamin Rush, The

Public District Special Admit

Grades 9–12

616 Students

Graduation Rate: 99%

11081 Knights Road,
Philadelphia, PA 19154

(215) 400-3030



Bus: 20, 67, 84

Admissions Policy

Must score at least 50th percentile on PSSA. Must have A's and B's (at most one C) and have exemplary attendance (95%). There is an audition component required in chosen major (art, dance, vocal, instrumental music or theatre).

Points of Pride

Rush Arts is based on the belief that the arts provide an opportunity to develop intellectual growth and personal creativity as part of a rigorous academic curriculum. We emphasize the building of a reflective community of learners who are adaptive critical thinkers and creators while preparing our students for college and professional careers. Transdisciplinary teaching and learning are applied in every classroom. Rush Arts prepares students to become active members of a democratic society by fostering a culture of respect for the various views of our diverse student population and encouraging student voice in the pursuit of social justice. Our Mission is Social Justice through the Arts.

Demographics

Female	78%	Male	22%
Special Ed	8%		
English Learner	2%		
Low-Income	44%		
American Indian or Alaskan Native	0%	Hispanic	17%
Asian	8%	Other	5%
Black	20%	Native Hawaiian or Pacific Islander	0%
		White	50%

Bartram, John, High School

Public District Neighborhood


Grades 9–12

481 Students

Graduation Rate: 73%

2401 South 67th Street,
Philadelphia, PA 19142

(215) 400-8100

 **Bus:** 108
Trolley: 11, 36

Admissions Policy

Residence within the school catchment area. Admission for students outside the catchment area is based on space availability and lottery.

Points of Pride

Meet the New John Bartram High School! Academic, Climate, & Capital Improvements include \$2Million School Improvement Grant, New Library and computer lab, block instructional rostering and \$2Million Athletic Complex

Demographics

Female	45%	Male	55%
Special Ed	29%		
English Learner	17%		
Low-Income	80%		
American Indian or Alaskan	0%	Hispanic	10%
Native	0%	Other	2%
Asian	3%	Native Hawaiian or Pacific Islander	0%
Black	83%	White	1%

Belmont Charter High School

Public Charter Citywide


Grades 9–12

926 Students

Graduation Rate: 85%

1301 Belmont Avenue,
3rd Floor
Philadelphia, PA 19104

(267) 788-1421

 **Bus:** 38, 40, 43, 64
Trolley: 10, 15

Admissions Policy

Interested students must submit an application through Apply Philly Charter (applyphillycharter.org) before the application deadline. If there are more applications than seats available, a random lottery will be held.

Points of Pride

Belmont Charter High School offers a positive, inclusive, and supportive school environment that encourages all students to strive for excellence each and every day. But success means something different to each student. The BCHS model offers students two pathways to success: a college pathway and career pathway. Students are given the independence to design their own path as they take their journey through high school.

Demographics

Female	47%	Male	53%
Special Ed	26%		
English Learner	1%		
Low-Income	85%		
American Indian or Alaskan	0%	Hispanic	2%
Native	0%	Other	0%
Asian	0%	Native Hawaiian or Pacific Islander	0%
Black	97%	White	0%

Bodine, William W., High School for International Affairs

Public District Special Admit


Grades 9–12

549 Students

Graduation Rate: 94%

1101 North 4th Street,
Philadelphia, PA 19123

(215) 400-7630

 **Bus:** 5, 43, 57, 74
Trolley: 15

Admissions Policy

Must score at least 50th percentile on PSSA. Must have A's and B's (at most one C) and have exemplary attendance (95%).

Points of Pride

Bodine has been recognized in U.S. News & World Report's Best High Schools in 2020 and 2021, and is one of the 4 high school to receive the District's Peer Leader Award in 2026. Bodine hosts an annual Spring Trip Abroad (China in 2017, Italy in 2018 and Costa Rica in 2019), Legislative, Executive and Diplomatic tours of Washington D.C. and has a Beijing Sisters Student Exchange program.

Demographics

Female	61%	Male	39%
Special Ed	7%		
English Learner	7%		
Low-Income	68%		
American Indian or Alaskan	0%	Hispanic	22%
Native	0%	Other	6%
Asian	13%	Native Hawaiian or Pacific Islander	0%
Black	49%	White	9%

Boys' Latin of Philadelphia Charter School: High School Campus

Public Charter Citywide


Grades 9–12

777 Students

Graduation Rate: 89%

5501 Cedar Avenue,
Philadelphia, PA 19143

(215) 387-5149

 **Bus:** 52, G

Admissions Policy

Admission is open to all boys who live in Philadelphia and who are rising to either 6th or 9th grade. It is important for parents and applicants to know about our rigorous curriculum, which is exclusively college preparatory with a Latin language requirement, and our extended school day. Selection of students for admission is done by randomized public lottery.

Points of Pride

We send more African American males to college than any other school in Pennsylvania. Students earn admission to and degrees from top U.S. colleges and universities. Dual-enrollment program with CCP. Honors and AP courses in every subject area!

Demographics

Female	0%	Male	100%
Special Ed	26%		
English Learner	0%		
Low-Income	72%		
American Indian or Alaskan	0%	Hispanic	1%
Native	0%	Other	0%
Asian	0%	Native Hawaiian or Pacific Islander	0%
Black	99%	White	0%

Building 21

Public District Citywide

Grades 9–12

390 Students

Graduation Rate: 94%

6501 Limekiln Pike,
Philadelphia, PA 19138

(215) 400-7450



Bus: K, 6, 16, 22, 55

Admissions Policy

Building 21 is a citywide non-criteria admit with a 60% neighborhood preference. Students from all over the city can apply regardless of their grades, attendance or disciplinary record.

Points of Pride

Partnerships with local industry and colleges/universities (including Drexel, La Salle, Orleans Technical College, Penn State, Temple, Villanova, the University of the Arts and Community College of Philadelphia).

Demographics

Female	49%	Male	51%
Special Ed	16%		
English Learner	4%		
Low-Income	72%		
American Indian or Alaskan Native	0%	Hispanic	7%
Asian	1%	Other	3%
Black	89%	Native Hawaiian or Pacific Islander	0%
		White	1%

C.B. Community School

Private Independent

Grades 9–12

50 Students

4101 Freeland Avenue,
2nd Floor
Philadelphia, PA 19128

(267) 766-3130



Bus: 9, 27, 35, 65

Admissions Policy

We accept students who need and want to get back on track and are between the ages of 16 and 20, are over-age and under-credited, have attended many different high school settings, are considered chronically truant and/or are young parents with children.

Points of Pride

We offer a true community school that includes on-site services, including a clinician, a nurse and a school counselor, as well as partnerships with Big Brothers Big Sisters, the Center for Grieving Children, ELECT's parenting program and GALAEI's healthy relationships curriculum.

Demographics

Low-Income	100%
------------	------

Calvary Christian Academy

Private Independent

Grades Pre-K (3–4 years old)–12

818 Students

13500 Philmont Avenue,
Philadelphia, PA 19116

(215) 969-1579



Bus: 58, 84

RR: Forest Hills

Admissions Policy

We require all of our students to go through an application process before entering the school. The purpose of this application process is to be sure that we will be able to meet the child's needs.

Points of Pride

We want our students to know Jesus, to love him and to have the joy and peace found in a relationship with him.

Demographics

Low-Income	0%
------------	----

Central High School

Public District Special Admit

Grades 9–12

2365 Students

Graduation Rate: 99%

1700 West Olney Avenue,
Philadelphia, PA 19141

(215) 400-3590



BSL: Olney

Bus: 8, 16, 18, 26

Admissions Policy

Must have A's and B's in major subjects on most recent final report card, score at least the 80th percentile on the PSSA, and have exemplary attendance and punctuality.

Points of Pride

Central's most recent graduating class (the 281st) earned over \$25.9 million in scholarships, prizes, and awards. 95% of professional staff hold a Master's degree or higher. Central also has a World renowned Music Department. The Science Research Team participated in 6 different national and local Science Fairs and brought home 81 awards. The Art Department had over 28 students recognized for their talents, accomplishments, and outstanding leadership in the visual and performing arts.

Demographics

Female	55%	Male	45%
Special Ed	1%		
English Learner	1%		
Low-Income	44%		
American Indian or Alaskan Native	0%	Hispanic	8%
Asian	38%	Other	4%
Black	18%	Native Hawaiian or Pacific Islander	0%
		White	31%

City School at Poplar, The

Private Independent
Grades 6–12
198 Students

910 North 6th Street,
 Philadelphia, PA 19123

(215) 731-1930

 **Bus:** 47, 57
Trolley: 15

Admissions Policy

Our school has open enrollment. For more information, visit the school website.

Points of Pride

Outstanding arts program. Many student-led councils. 100% of our graduates are accepted to college; 2/3 of our college attendees graduate within 6 years or remain enrolled, which is twice the local average. New campus offers a competition-size gymnasium, a stage and sound system for performances, outdoor recreation space and large classroom space.

Demographics


Low-Income 0%

Community Academy of Philadelphia (CAP)

Public Charter Citywide
Grades K–12
1235 Students
Graduation Rate: 91%

1100 East Erie Avenue,
 Philadelphia, PA 19124

(215) 533-6700

 **MFL:** Tioga
Bus: 56

Admissions Policy

Students must submit an application; a public lottery will be held if there are more applications than available seats.

Points of Pride

2022 received almost \$2.7 million in scholarships and grants. Eight students from the class received full four-year scholarships to universities, including Drexel University, La Salle University, Villanova and Lehigh. Our HS Envirothon team represented Philadelphia County in the state Envirothon competition. The elementary school Reading Olympics teams both won blue ribbons at the citywide Philadelphia Reading Olympics reading competition for the 8th straight year.

Demographics

Female 53% Male 47%

Special Ed 22%

English Learner 21%

Low-Income 93%

American Indian or Alaskan Native 0% Hispanic 85%

Other 1%

Asian 1% Native Hawaiian or Pacific Islander 0%

Black 12%

White 1%

Constitution High School

Public District Citywide
Grades 9–12
383 Students
Graduation Rate: 96%

18 South 7th Street,
 Philadelphia, PA 19106

(215) 400-7850

 **MFL:** 8th St.
Bus: 17, 33, 44, 47, 47M, 48, 61, 62, 78

Admissions Policy

Students who have a strong motivation to be challenged academically and who are interested in a college preparatory academic program that focuses on law, history, and public policy are welcome to apply.

Points of Pride

100% college acceptance rate. City, state and national finalists in National History Day competitions. Service learning required of all students. Extensive extracurricular program. Repeat PIAA state boys basketball champions. Partnerships with the National Constitution Center, Gilder Lehrman Institute of American History, Ballard Spahr law firm and The History Channel!

Demographics

Female 60% Male 40%

Special Ed 10%

English Learner 5%

Low-Income 73%

American Indian or Alaskan Native 0% Hispanic 17%

Other 6%

Asian 8% Native Hawaiian or Pacific Islander 0%

Black 64%

White 5%

Creative and Performing Arts, Philadelphia High School for the (CAPA)

Public District Special Admit
Grades 9–12
744 Students
Graduation Rate: 98%

901 South Broad Street,
 Philadelphia, PA 19147

(215) 400-8140

 **BSL:** Ellsworth-Federal
Bus: 4, 23, 27, 32, 64

Admissions Policy

Must score at least 50th percentile on PSSA. Must have A's and B's (at most one C) and have exemplary attendance (95%). There is an audition component required in chosen art field.

Points of Pride

CAPA not only annually participates in the Channel 6 Thanksgiving Day Parade and the Cherry Blossom Parade in Washington D.C. but has also achieved a 97% college acceptance rate. Vocal music students perform during annual holiday events and special celebrations throughout the city and region. Theater students provide interactive, literacy-focused theater activities for elementary students. Dance students win annual scholarships at national/ international dance competitions.

Demographics

Female 77% Male 23%

Special Ed 5%

English Learner 2%

Low-Income 49%

American Indian or Alaskan Native 0% Hispanic 13%

Other 5%

Asian 6% Native Hawaiian or Pacific Islander 0%


Black 48%

White 27%

Crefeld School, The

Private Independent
Grades 7-12
93 Students

8836 Crefeld Street,
 Philadelphia, PA 19118
 (215) 242-5545

 **Bus:** 23, 77, 94, 97, L
RR: Chestnut Hill West, Chestnut Hill East

Admissions Policy

The Crefeld School admits students of any race, sex, color, religion, sexual orientation, gender, identity, and origin to all rights, privileges, programs, and activities of the School.

Points of Pride

Crefeld has a strong advisory system, vibrant arts and sciences, a commitment to social justice and service, and highly preparative system of Graduation by Exhibition.


Demographics

Low-Income	8%
------------	----

Cristo Rey Philadelphia High School

Private Catholic
Grades 9-12
541 Students

1717 West Allegheny Ave,
 Philadelphia, PA 19132
 (215) 219-3943

 **BSL:** Allegheny
Bus: 16, 23,53

Admissions Policy

Student must be a rising 9th grader. All Incoming 9th grade students must be 14 years old by September 1st of their 9th grade year. Cristo Rey serves students from families with limited economic means. Families that earn \$50,000 or more annually should contact the Admissions Office before applying.

Points of Pride

Cristo Rey prepares student for college and beyond with a top quality education couples with real work experience at an affordable cost. 100% of Cristo Rey graduates have been admitted to college and Cristo Rey graduates earn Bachelor's Degrees in 6 years at rates more than 2x their peers.


Demographics

Female	62%	Male	38%
Low-Income	100%		
Asian	2%	Other	5%
Black	67%	White	1%
Hispanic	25%		

Crooked Places Made Straight

Private Independent
Grades 1-12
24 Students

2617 Washington Avenue,
 Philadelphia, PA 19146
 (215) 339-5007

 **Bus:** 7, 12, 64

Admissions Policy

Points of Pride


Demographics

Low-Income	100%
------------	------

Dobbins, Murrell, Career and Technical Education High School

Public District Citywide
Grades 9-12
898 Students

Graduation Rate: 81%
 2150 West Lehigh Avenue,
 Philadelphia, PA 19132
 (215) 227-4421

 **Bus:** 2, 33, 54

Admissions Policy

Students who have strong motivation to be challenged academically and have an interest in learning about their chosen career and technical field are welcome to apply.

Points of Pride

Murrell Dobbins CTE HS is extremely proud of its designation as a Community School. Other points of pride include our student organizations and clubs, such as, robotics club, technology club, Red Cross club, and Future Business Leaders of America just to name a few. Many of our graduates go on to pursue post secondary studies at Howard University, Delaware State University, West Chester University, Penn State University, Johnson & Wales University, and Bloomsburg University.

Demographics

Female	57%	Male	43%
Special Ed	20%		
English Learner	2%		
Low-Income	86%		
American Indian or Alaskan Native	0%	Hispanic	9%
Asian	0%	Other	3%
Black	87%	Native Hawaiian or Pacific Islander	0%
		White	1%

Edison, Thomas Alva, High School / John C. Fareira Skills Center

Public District Neighborhood

Grades 9–12

907 Students

Graduation Rate: 55%

151 West Luzerne Street,
Philadelphia, PA 19140

(215) 400-3900



Bus: 47, 56, 57

Admissions Policy

This school accepts all students within its neighborhood catchment. Students outside of the boundaries may apply and be admitted if there is space available. CTE programs follow a citywide admissions process.

Points of Pride

College and career academy structure, including a Freshman Academy that offers first-year students additional supports. Dedicated and exemplary educators. CTE programs that offer industry certification, including a Full Service Student-Managed Restaurant, Chateau Luzerne.

Demographics

Female	45%	Male	55%
Special Ed	35%		
English Learner	26%		
Low-Income	86%		
American Indian or Alaskan Native	0%	Hispanic	65%
Asian	0%	Other	2%
Black	32%	Native Hawaiian or Pacific Islander	0%
		White	2%

Engineering and Science, George Washington Carver High School of

Public District Special Admit

Grades 7–12

898 Students

Graduation Rate: 99%

1600 West Norris Street,
Philadelphia, PA 19121

(215) 400-7380



BSL: Cecil B. Moore,
Susquehanna-Dauphin

Bus: 2, 4, 16, 39

Admissions Policy

Must score at least 65th percentile on 7th-grade PSSA. Must have A's and B's. Must have exemplary attendance (95%)

Points of Pride

2019 National Blue Ribbon award winner. 100% college acceptance rate. Class of 2022 earned over \$17 million in scholarships. Rigorous academic program with STEM Pathways, diverse extra-curricular offerings, 11 Honors courses and 16 AP courses.

Demographics

Female	48%	Male	52%
Special Ed	4%		
English Learner	1%		
Low-Income	50%		
American Indian or Alaskan Native	0%	Hispanic	11%
Asian	14%	Other	6%
Black	61%	Native Hawaiian or Pacific Islander	0%
		White	8%

Esperanza Academy Charter High School

Public Charter Citywide

Grades 9–12

1631 Students

Graduation Rate: 91%

301 West Hunting Park Avenue,
Philadelphia, PA 19140

(215) 457-3667



Bus: 4, 47, 56, 57

Admissions Policy

We accept any student who lives in Philadelphia. Any interested parent or student may apply; a lottery will be held if more applications are received than there are spaces available.

Points of Pride

Outperforms all neighborhood schools in the city. 90% or higher graduation rate for six consecutive years; over 78% college persistence rate. Model EL program. More AP courses than any other charter school in Philadelphia.

Demographics

Female	52%	Male	48%
Special Ed	18%		
English Learner	27%		
Low-Income	81%		
American Indian or Alaskan Native	0%	Hispanic	94%
Asian	0%	Other	0%
Black	6%	Native Hawaiian or Pacific Islander	0%
		White	0%

Father Judge High School

Private Catholic

Grades 9–12

752 Students

3301 Solly Avenue,
Philadelphia, PA 19136

(215) 338-9494



Bus: 66, 88

Admissions Policy

Applicants must take a placement exam in 8th grade (typically offered in October), 7th and most recent 8th-grade report cards, and standardized tests. Fill out online application. Also encouraged to fill out FACTS application for financial aid before 12/31.

Points of Pride

Judge has been educating young men in Northeast Philadelphia since 1954. Adjacent to the school is the newly renovated Ramp Playground. The William F. Mitchell Activities Center was added to the campus in 2006, and the STEM Center in 2014. Salesian spirituality underpins all academic and social life at Judge.

Demographics

Male	100%		
Special Ed	5%		
Low-Income	13%		
American Indian or Alaskan Native	0%	Hispanic	5%
Asian	1%	Other	4%
Black	8%	Native Hawaiian or Pacific Islander	0%
		White	82%

Fels, Samuel, High School

Public District Neighborhood

Grades 9–12

1061 Students

Graduation Rate: 66%

5500 Langdon Street,
Philadelphia, PA 19124

(215) 400-7100



Bus: 19, 24, 26, 67

Admissions Policy

This school accepts all students within its neighborhood catchment. Students outside of the boundaries may apply and be admitted if there is space available. To apply for the special-admission arts program, students must have a clean disciplinary record

Points of Pride

The administration, staff and students at Fels all work together to ensure that the school is a safe and warm environment for everyone. Fels has a thriving CTE program and a brand new \$85million facility, an olympic-sized pool and a state of the art gym.

Demographics

Female	45%	Male	55%
Special Ed	27%		
English Learner	32%		
Low-Income	71%		
American Indian or Alaskan Native	0%	Hispanic	36%
Asian	8%	Other	4%
Black	48%	Native Hawaiian or Pacific Islander	0%
		White	4%

First Philadelphia Preparatory Charter School

Public Charter Citywide

Grades K–12

1863 Students

Graduation Rate: 96%

4300 Tacony Street,
Philadelphia, PA 19124

(215) 743-3100



Bus: 25, 56, J

Admissions Policy

Interested students must submit an application through Apply Philly Charter (applyphillycharter.org) before the application deadline. If there are more applications than seats available, a random lottery will be held.

Points of Pride

Robust arts and music program. Brand-new, state-of-the-art school buildings, complete with music and art rooms, science laboratories, a gymnasium and a theater.

Demographics

Female	49%	Male	51%
Special Ed	19%		
English Learner	5%		
Low-Income	76%		
American Indian or Alaskan Native	0%	Hispanic	32%
Asian	1%	Other	15%
Black	44%	Native Hawaiian or Pacific Islander	0%
		White	8%

Frankford High School

Public District Neighborhood

Grades 9–12

926 Students

Graduation Rate: 56%

5000 Oxford Avenue,
Philadelphia, PA 19124

(215) 400-7200



MFL: Arrott, Frankford

Bus: 3, 5, 59, 75, 89, J, K

Admissions Policy

This school accepts all students within its neighborhood catchment. Students outside of the boundaries may apply and be admitted if there is extra space available.

Points of Pride

Frankford is the home of: (1) Championship athletic teams in badminton, football, soccer, baseball, basketball, field hockey and cheerleading (Most recently, the Boys Lacrosse Team went undefeated and won the 2022 Public League Championship) ; (2) Many outstanding scholars including two Super Bowl Champions: Jahri Evans of the Super Bowl Champion New Orleans Saints—a graduate of the class of 2001 and the recipient of the 2010 Pioneer Award—and Zaire Anderson of the Denver Broncos; and (3) unique treasures such as an awardwinning Culinary Arts Department, featured in the documentary “Pressure Cooker” and on the Rachael Ray Show.

Demographics

Female	41%	Male	59%
Special Ed	35%		
English Learner	23%		
Low-Income	78%		
American Indian or Alaskan Native	0%	Hispanic	44%
Asian	1%	Other	4%
Black	43%	Native Hawaiian or Pacific Islander	0%
		White	7%

Franklin Learning Center High School

Public District Special Admit

Grades 9–12

885 Students

Graduation Rate: 86%

616 North 15th Street,
Philadelphia, PA 19130

(215) 400-7570



BSL: Fairmount, Spring Garden

Bus: 2, 4, 16, 61

Admissions Policy

Must score at least 50th percentile on PSSA. Must have A's and B's (at most one C) and have exemplary attendance (95%). There is an audition component required for music and dance majors or a portfolio presentation required for art majors.

Points of Pride

Besides middle states accreditation and Distinguished Title 1 Award, FLC has earned state level distinction for Mock trial, national finalists in HOSA competitions and has a competitive cheerleading squad. FLS also has the only medical assisting program in the City of Philadelphia.

Demographics

Female	63%	Male	37%
Special Ed	7%		
English Learner	16%		
Low-Income	73%		
American Indian or Alaskan Native	0%	Hispanic	28%
Asian	10%	Other	3%
Black	50%	Native Hawaiian or Pacific Islander	0%
		White	8%

Franklin Towne Charter High School

Public Charter Citywide


Grades 9–12

1295 Students

Graduation Rate: 96%

5301 Tacony Street,
Building 108
Philadelphia, PA 19137

(215) 289-5000

 **Bus:** 56, 73, 84
RR: Bridesburg

Admissions Policy

Must submit a short application. A lottery is held if the number of applicants exceeds the number of available seats.

Points of Pride

2014 National Blue Ribbon School of Excellence. 96% daily attendance rate. Keystone scores: 92% Algebra, 94% Literature.

Demographics

Female	51%	Male	49%
Special Ed	15%		
English Learner	1%		
Low-Income	61%		
American Indian or Alaskan	0%	Hispanic	25%
Native	0%	Other	2%
Asian	2%	Native Hawaiian or Pacific Islander	1%
Black	14%	White	56%

Franklin, Benjamin, High School

Public District Neighborhood


Grades 9–12

464 Students

Graduation Rate: 61%

550 North Broad Street,
Philadelphia, PA 19130

(215) 400-7600

 **BSL:** Spring Garden
Bus: 2, 4, 16, 43, 61

Admissions Policy

This school accepts all students within its neighborhood catchment. Students outside of the boundaries may apply and be admitted if there is extra space available.

Points of Pride

CTE students won the 2018 Student Video Content Team Spirit Award in a contest sponsored by the Manufacturing Alliance of Philadelphia. The Culinary Arts Program runs the Kite and Key Café and The Franklin Stove!

Demographics

Female	33%	Male	67%
Special Ed	39%		
English Learner	12%		
Low-Income	82%		
American Indian or Alaskan	0%	Hispanic	16%
Native	0%	Other	5%
Asian	2%	Native Hawaiian or Pacific Islander	0%
Black	75%	White	2%

Freire Charter High School

Public Charter Citywide


Grades 9–12

947 Students

Graduation Rate: 94%

2027 Chestnut Street,
Philadelphia, PA 19103

(215) 557-8555

 **BSL:** City Hall, Walnut-Locust;
MFL: 15th Street; **Bus:** 9, 12, 17, 21, 42, 44, 48, 62, 124, 125; **Trolley:** 10, 11, 13, 34, 36; **RR:** Suburban Station

Admissions Policy

Interested students must submit an application through our website (<https://freirecharterschool.org/enroll/apply-now/>) before the application deadline. Open to all students who live in Philadelphia. If there are more applications than available seats, a lottery will be held.

Points of Pride

We offer both advanced and AP courses. 87% of Freire students graduate in four years (as of 2018). On average, 78% of Freire graduates enroll in college in the fall immediately after high school, surpassing the School District of Philadelphia average.

Demographics

Female	56%	Male	44%
Special Ed	25%		
English Learner	1%		
Low-Income	82%		
American Indian or Alaskan	0%	Hispanic	2%
Native	0%	Other	3%
Asian	0%	Native Hawaiian or Pacific Islander	0%
Black	94%	White	0%

Friends Select School


Private Independent

Grades Pre-K (3–4 years old)–12

617 Students

1651 Benjamin Franklin Parkway,
Philadelphia, PA 19103

(215) 561-5900

 **BSL:** City Hall, Race-Vine
Market-Frankford Line (15th St.)
Bus: 2, 27, 32, 33, 48
RR: Suburban Station

Admissions Policy

Families and prospective students should attend an open house; register on the Admission page of our website. Next, families should complete an application form and submit the form along with a \$65 application and testing fee to the admission office. For

Points of Pride

Partnerships with city institutions. Rich academic program: 100% of graduates go on to college. Quaker values undergird the educational experience.

Demographics

Female	52%	Male	48%
English Learner	2%		
Low-Income	0%		
American Indian or Alaskan	2%	Black	11%
Native	2%	Hispanic	5%
Asian	9%	Other	34%
		White	39%

Furness High School

Public District Neighborhood

Grades 9–12

743 Students

Graduation Rate: 73%

1900 South 3rd Street,
Philadelphia, PA 19148

(215) 400-8300



Bus: 7, 57, 79

Admissions Policy

This school accepts all students within its neighborhood catchment. Students outside of the boundaries may apply and be admitted if there is space available.

Points of Pride

Advanced Placement/college-level courses: English Literature, English Language, Calculus, U.S. History, U.S. Government and Politics, Studio Art, Chinese, Physics and Biology. Academic programs: Business Accounting Program and English as a Second Language/Multicultural Academy.

Demographics

Female	37%	Male	63%
Special Ed	20%		
English Learner	51%		
Low-Income	66%		
American Indian or Alaskan Native	0%	Hispanic	38%
Asian	31%	Other	4%
Black	19%	Native Hawaiian or Pacific Islander	0%
		White	9%

Germantown Friends School

Private Independent

Grades Pre-K (3–4 years old)–12

1021 Students

31 West Coulter Street,
Philadelphia, PA 19144

(215) 951-2300



Bus: 23, H, XH

Admissions Policy

GFS seeks students who are bright and eager, who demonstrate the potential to engage deeply with an intellectually rigorous academic program, and who will contribute to a vibrant school community.

Points of Pride

100% of graduates attend a four-year college. National Merit Scholarship Competition, 2014–20: 13 Scholars; 65 Finalists; 76 Semifinalists; 111 Commended. 33% of families receive financial aid. Two Nobel Prize Winners: Owen Chamberlin '37 (in 1959) and Saul Perlmutter '77 (in 2011), both in Physics.

Demographics

Female	51%	Male	49%
Special Ed	0%		
Low-Income	8%		
American Indian or Alaskan Native	0%	Hispanic	5%
Asian	10%	Other	11%
Black	10%	Native Hawaiian or Pacific Islander	0%
		White	65%

Girard Academic Music Program (GAMP)

Public District Special Admit

Grades 5–12

579 Students

Graduation Rate: 100%

2136 West Ritner Street,
Philadelphia, PA 19145

(215) 400-8230



Bus: 7, 37, G

Admissions Policy

Must score at least 50th percentile on PSSA. Must have A's and B's (at most one C) and have exemplary attendance (95%). Students that meet the academic criteria are invited to an audition for an examination of skills. ALL APPLICANTS will audition for vocal music, since all students participate in our school's choirs. Those students who have taken lessons for at least one year on band or orchestra instruments, as well as piano, harp, guitar, or drum set may complete an instrumental audition as well. Please note that playing an instrument does not increase the chances for acceptance.

Points of Pride

Annual musical theater production. Award-winning cheerleading squad. City leader in college and career readiness. Community partnerships with the Kimmel Center, the Mann Music Center, Astral Artists and the Philadelphia Orchestra Association.

Demographics

Female	60%	Male	40%
Special Ed	8%		
English Learner	1%		
Low-Income	40%		
American Indian or Alaskan Native	0%	Hispanic	7%
Asian	19%	Other	7%
Black	27%	Native Hawaiian or Pacific Islander	0%
		White	39%

Girard College

Private Independent

Grades 1–12

318 Students

2101 South College Avenue,
Philadelphia, PA 19121

(215) 787-2621



Bus: 2, 7, 33, 48, 61
Trolley: 15

Admissions Policy

Students must demonstrate excellent academic achievement and a strong commitment to our core values: respect, responsibility, courage, compassion, integrity. All applicants must be able to live on campus 5 days a week. Students must also come from a family without two biological parents living together and demonstrate financial need.

Points of Pride

Girard College provides full scholarships for students on a beautiful 43-acre campus. Students travel internationally to Costa Rica, France and Chile in recent years. The college-focused curriculum prioritizes skills over memorization and garners 100% strategic placement into post-secondary institutions.

Demographics

Female	55%	Male	45%
Low-Income	100%		
Asian	2%	Native Hawaiian or Pacific Islander	1%
Black	89%	White	2%
Hispanic	4%	Other	4%

Girls, Philadelphia High School for

Public District Special Admit

Grades 9–12

897 Students

Graduation Rate: 93%

1400 West Olney Avenue,
Philadelphia, PA 19141

(215) 400-3700



BSL: Olney

Bus: 6, 8, 16, 18, 22, 26, 47, 55,
80, L

Admissions Policy

Must score at least 50th percentile on PSSA. Must have A's and B's (at most one C) and have exemplary attendance (95%).

Points of Pride

98% of graduates attend Ivy League, state and private universities and HBCUs. International Baccalaureate program, AP courses and dual enrollment. 50 clubs/activities/organizations. Active student government. Athletic association and alumnae association.

Demographics

Female	100%	Male	0%
Special Ed			3%
English Learner			5%
Low-Income			66%
American Indian or Alaskan Native	0%	Hispanic	9%
Asian	14%	Other	4%
Black	69%	Native Hawaiian or Pacific Islander	0%
		White	4%

Greater Hope Christian Academy Science and Research Center

Private Independent

Grades K–12

91 Students

7029 Woodland Avenue,
Philadelphia, PA 19142

(215) 729-0374



Trolley: 11

Admissions Policy

Must submit completed application, application fee, birth certificate, last report card, immunization record and withdrawal letter from previous school. Call the school for information about testing and interviews. Testing is 1 to 3 hours long; the cost is \$25.

Points of Pride

Individualized education program for each student that identifies strengths and weaknesses, observes patterns, identifies gaps and targets strengths.

Demographics

Female	45%	Male	55%
Special Ed			3%
English Learner			10%
Low-Income			80%
American Indian or Alaskan Native	1%	Hispanic	5%
Asian	3%	Other	8%
Black	80%	Native Hawaiian or Pacific Islander	0%
		White	3%

Hill-Freedman World Academy

Public District Special Admit

Grades 6–12

652 Students

Graduation Rate: 61%

1100 East Mount Pleasant Avenue,
Philadelphia, PA 19150

(215) 400-3530



Bus: H, L, 18

Admissions Policy

Must score at least 50th percentile on PSSA. Must have A's and B's (at most one C) and have exemplary attendance (95%).

Points of Pride

High school envisioned and created by students, parents and staff. Specialized programs for students with complex support needs including autism, intellectual disabilities, multiple disabilities, physical disabilities and language impairments. Four original student albums produced on the school's label, Hill-Freedman Records. Only state-of-the-art full music recording studio!

Demographics

Female	46%	Male	54%
Special Ed			23%
English Learner			2%
Low-Income			59%
American Indian or Alaskan Native	0%	Hispanic	6%
Asian	2%	Other	6%
Black	83%	Native Hawaiian or Pacific Islander	0%
		White	2%

Hope Church School

Private Independent

Grades Pre-K (3–4 years old)–12

208 Students

6707 Old York Road,
Philadelphia, PA 19126

(215) 927-7770



Bus: 16, 22, 55

Admissions Policy

For admissions, call the school from Monday to Friday, 9 a.m. to 6 p.m.

Points of Pride

Since 1982, HCS has provided quality private education to children who would have otherwise never had the opportunity and has acted as a bridge to bring them out of their past and into their future. The school has helped to improve the community and even the world by raising up fine young men and women who know who they are, know their purpose, and know how to fulfill it.

Demographics

Low-Income	100%
------------	------

Imhotep Institute Charter High School

Public Charter Citywide

Grades 9–12

595 Students

Graduation Rate: 91%

6201 North 21st Street,
Philadelphia, PA 19138

(215) 438-4140



Bus: 6, K, L

Admissions Policy

Applications accepted October thru February for Lottery eligibility. Rolling admissions offered from Waiting List throughout the school year as slots become available.

Points of Pride

National Honor Society. AP courses; dual-enrollment program with CCP. Active student government. STEM courses. Computer lab; 1:1 technology for all students. Course offerings include music, dance, art, African drumming, and theater.

Demographics

Female	44%	Male	56%
Special Ed	21%		
English Learner	0%		
Low-Income	77%		
American Indian or Alaskan Native	0%	Hispanic	1%
Asian	0%	Other	2%
Black	97%	Native Hawaiian or Pacific Islander	0%
		White	0%

International Christian High School

Private Independent

Grades 9–12

158 Students

5500 Tabor Avenue,
Philadelphia, PA 19120

(267) 900-2000



Bus: 1, 8, 26, 57, J, R

RR: Fox Chase

Admissions Policy

respective applicants must visit the school during an open house or by scheduling an appointment. Then they must submit a completed and signed application (including essay sections); An application fee of \$50 at ICHS or \$70 online. Applicants must thoroughly read and sign the Statement of Commitment and Statement of Faith.

Points of Pride

Students from more than 15 countries. University courses (15 credits). Christian values for students from every religious background. Alternative school offering a multisensory education for bright students with language-based learning differences.

Demographics

Low-Income	77%
------------	-----

Kensington Creative and Performing Arts High School

Public District Neighborhood

Grades 9–12

471 Students

Graduation Rate: 72%

1901 North Front Street,
Philadelphia, PA 19122

(215) 400-7400



MFL: Berks

Bus: 3, 5, 25

Admissions Policy

Students must live within the school catchment area. Students who live outside of the catchment area must apply; admission is based on space availability and lottery.

Points of Pride

Kensington CAPA is a participant in the Philadelphia Postsecondary Success Program, which supports a college- and career-going environment. We offer a rigorous film and cinematography program and a commercial art and graphic design program (certified CTE programs). Students can graduate from these programs with certifications that allow them to enter the industry upon graduation.

Demographics

Female	52%	Male	48%
Special Ed	24%		
English Learner	16%		
Low-Income	84%		
American Indian or Alaskan Native	0%	Hispanic	61%
Asian	0%	Other	2%
Black	29%	Native Hawaiian or Pacific Islander	0%
		White	7%

Kensington Health Sciences Academy

Public District Neighborhood

Grades 9–12

434 Students

Graduation Rate: 87%

2463 Emerald Street,
Philadelphia, PA 19125

(215) 400-3600



MFL: Huntingdon, York-Dauphin

Bus: 3, 5, 39, 89

Admissions Policy

Students must live within the school catchment area. Students who live outside of the catchment area must apply; admission is based on space availability and lottery.

Points of Pride

KHSA is the only public high school in Philadelphia that focuses on health sciences. KHSA has partnerships with universities, hospitals, representatives from Philadelphia's STEM and health sciences communities and community organizations.

Demographics

Female	59%	Male	41%
Special Ed	24%		
English Learner	25%		
Low-Income	82%		
American Indian or Alaskan Native	0%	Hispanic	73%
Asian	1%	Other	3%
Black	15%	Native Hawaiian or Pacific Islander	0%
		White	7%

Kensington High School

Public District Neighborhood

Grades 9–12

460 Students

Graduation Rate: 62%

2051 East Cumberland Street,
Philadelphia, PA 19125

(215) 400-7700



MFL: Huntington, York-Dauphin

Bus: 3, 5, 39, 54, 89

Admissions Policy

Students must live within the school catchment area. Students who live outside of the catchment area must apply; admission is based on space availability and lottery.

Points of Pride

CTE programs in Sales, Marketing & Entrepreneurship, Engineering Technologies and Computer Support Systems Technology. Graduates go on to colleges and universities including CCP, Penn State, Temple, West Chester and La Salle; the military; and trade schools.

Demographics

Female	33%	Male	67%
Special Ed	34%		
English Learner	20%		
Low-Income	85%		
American Indian or Alaskan Native	0%	Hispanic	57%
Asian	1%	Other	4%
Black	29%	Native Hawaiian or Pacific Islander	0%
		White	8%

King, Martin Luther, High School Promise Academy

Public District Neighborhood

Grades 9–12

509 Students

Graduation Rate: 45%

6100 Stenton Avenue,
Philadelphia, PA 19138

(215) 400-3500



Bus: 18, L, XH

Admissions Policy

Students must live within the school catchment area. Students who live outside of the catchment area must apply; admission is based on space availability and lottery.

Points of Pride

STEAM Academy. JROTC. CTE programs: Culinary Arts, Graphic Design, Health-Related Technology, Business Education, Automotive Academy. New Culinary Arts kitchen and dining room. Partnerships with Big Brothers and Big Sisters, the Rock School of Dance and

Demographics

Female	38%	Male	62%
Special Ed	40%		
English Learner	2%		
Low-Income	82%		
American Indian or Alaskan Native	0%	Hispanic	5%
Asian	1%	Other	1%
Black	93%	Native Hawaiian or Pacific Islander	0%
		White	1%

KIPP DuBois Collegiate Academy

Public Charter Citywide

Grades 9–12

501 Students

Graduation Rate: 96%

5070 Parkside Avenue,
Philadelphia, PA 19131

(215) 307-3465



Bus: 7, 32, 33, 39, 48, 54

Admissions Policy

Interested students must submit an application through Apply Philly Charter (applyphillycharter.org) before the application deadline. If there are more applications than seats available, a random lottery will be held.

Points of Pride

Our school has established partnerships with more than 60 colleges across the nation. We have one of the highest ACT averages in the city. We have expanded our arts and athletics programs. We are 100% focused on college success.

Demographics

Female	51%	Male	49%
Special Ed	30%		
English Learner	0%		
Low-Income	76%		
American Indian or Alaskan Native	0%	Hispanic	1%
Asian	0%	Other	0%
Black	99%	Native Hawaiian or Pacific Islander	0%
		White	0%

Lankenau Environmental Science Magnet High School

Public District Special Admit

Grades 9–12

337 Students

Graduation Rate: 96%

201 Spring Lane,
Philadelphia, PA 19128

(215) 400-3420



No direct SEPTA route; students are shuttled from/to the northwest section of the city.

Admissions Policy

Must score at least 50th percentile on PSSA. Must have A's, B's and C's and exemplary attendance (95%).

Points of Pride

Lankenau boasts a strong college bound program, an active ecological based internship program and a high graduation rate. Lankenau offers Advanced Placement courses in the following subjects: English Literature and Composition, English Language U.S. Government and Politics, Environmental Science, and U.S. History. The school also offers Honors courses.

Demographics

Female	54%	Male	46%
Special Ed	13%		
English Learner	2%		
Low-Income	64%		
American Indian or Alaskan Native	1%	Hispanic	5%
Asian	1%	Other	1%
Black	91%	Native Hawaiian or Pacific Islander	0%
		White	1%

Liguori Academy

Private Independent

Grades 9–12

101 Students

2343 East Tucker Street,
Philadelphia, PA 19125

(267) 571-1952



MFL: Huntingdon; RR: Aramingo &
Lehigh; Bus: 25, 39, 89

Admissions Policy

The first step is to complete an application and shadow day permission form, then visit the school for a scheduled shadow day and student and parent(s)/guardian(s) interview. If the student is accepted for admission, financial aid eligibility will be determined. All students receive some level of financial assistance.

Points of Pride

Liguori Academy uses hand-tailored curricula to drive our instructional approach. By combining computer-based coursework and collaborative classroom environments, students encounter innovative educational opportunities centered around their individual needs. We offer a comprehensive curriculum unique to each student ensuring that they are career and college ready.

Demographics

Female	46%	Male	53%
Special Ed	0%		
English Learner	0%		
Low-Income	100%		
American Indian or Alaskan Native	0%	Hispanic	23%
Asian	1%	Other	1%
Black	34%	Native Hawaiian or Pacific Islander	0%
		White	41%

LINC (Learning in New Contexts) High School, The

Public District Citywide

Grades 9–12

221 Students

Graduation Rate: 81%

122 West Erie Avenue,
Philadelphia, PA 19140

(215) 400-3940



Bus: 56, 57

Admissions Policy

The LINC is a citywide admission high school serving students from all over Philadelphia. Students can apply through the District School Selection Process. Once the school reaches capacity, applicants will be placed on a waiting list.

Points of Pride

The LINC is a project-based and problem-based learning school and the first school in Pennsylvania to be a part of the New Tech Network! Students learn how to work in groups, collaborate, create, and present projects in every subject. Each student is assigned a Chrome book in each classroom to use throughout the school day.

Demographics

Female	50%	Male	50%
Special Ed	13%		
English Learner	18%		
Low-Income	83%		
American Indian or Alaskan Native	0%	Hispanic	51%
Asian	1%	Other	3%
Black	42%	Native Hawaiian or Pacific Islander	0%
		White	3%

Lincoln, Abraham, High School

Public District Neighborhood

Grades 9–12

2189 Students

Graduation Rate: 62%

3201 Ryan Avenue,
Philadelphia, PA 19136

(215) 400-3300



Bus: 66, 70, 88

Admissions Policy

Students must live within the school catchment area. Students who live outside of the catchment area must apply; admission is based on space availability and lottery.

Points of Pride

Lincoln students have attended all major universities including NYU, University of Pennsylvania, Harvard, Temple and Villanova. Historically, over 1,000 graduates selected military careers providing service to our country and over 40,000 of our graduates are members of our Alumni Association. The annual Philadelphia Flower Show exhibit by our Horticulture Pathway has won recognition, including the Education and Innovative Design Awards.

Demographics

Female	43%	Male	57%
Special Ed	19%		
English Learner	25%		
Low-Income	72%		
American Indian or Alaskan Native	0%	Hispanic	35%
Asian	6%	Other	6%
Black	35%	Native Hawaiian or Pacific Islander	0%
		White	18%

Little Flower Catholic High School for Girls

Private Catholic

Grades 9–12

434 Students

1000 West Lycoming Street,
Philadelphia, PA 19140

(215) 455-6900



BSL: Hunting Park
Bus: 4, 53, 56

Admissions Policy

Little Flower has an open enrollment policy. All students must complete application materials. Freshman students from Catholic grade schools: successful completion of 8th grade. Incoming freshmen/transfer students from public/charter/private high schools: successful completion of previous school year, report card, standardized and mastery skills tests and interview. Placement test required.

Points of Pride

Deeply rooted school spirit; loyal, generous alumnae; welcoming, nurturing multicultural Christian community. Extensive academic, athletic (14 sports), extracurricular (45 clubs) and service programs. Fine arts program; musical show; Christmas/spring concerts/art exhibits.

Demographics

Female	100%	Male	0%
Special Ed	7%		
English Learner	1%		
Low-Income	36%		
American Indian or Alaskan Native	0%	Black	29%
Asian	4%	Hispanic	25%
		Other	6%
		White	36%

Mariana Bracetti Academy Charter School

Public Charter Citywide

Grades K-12

1559 Students

Graduation Rate: 92%

1840 Torresdale Avenue,
Philadelphia, PA 19124

(215) 291-4436



MFL: Erie-Torresdale

Bus: 3, 5, 56

Admissions Policy

Interested students must submit an application through Apply Philly Charter (applyphillycharter.org) before the application deadline. If there are more applications than seats available, a random lottery will be held.

Points of Pride

The class of 2019 earned more than \$9 million in college scholarship money. The high school was recognized in 2017 and 2018 as a top high school in the country by U.S. News & World Report. MBACS has been recognized by the School District of Philadelphia

Demographics

Female	50%	Male	50%
Special Ed	21%		
English Learner	11%		
Low-Income	100%		
American Indian or Alaskan Native	0%	Hispanic	75%
Asian	0%	Other	2%
Black	20%	Native Hawaiian or Pacific Islander	0%
		White	3%

Maritime Academy Charter: High School Campus

Public Charter Citywide

Grades 9-12

837 Students

Graduation Rate: 90%

2700 East Huntingdon Street,
Philadelphia, PA 19125

(215) 427-3090



Bus: 15, 25, 39, 43, 89

Admissions Policy

Must submit an application. After a lottery and a placement is secured, a report card/transcript, immunization records and health information must be submitted.

Points of Pride

Well-integrated school. Student leadership programs. New state-of-the-art building dedicated to maritime technology, engineering and boat-building. Internships in maritime industries and businesses.

Demographics

Female	48%	Male	53%
Special Ed	20%		
English Learner	7%		
Low-Income	75%		
American Indian or Alaskan Native	0%	Hispanic	38%
Asian	4%	Other	3%
Black	17%	Native Hawaiian or Pacific Islander	0%
		White	37%

MaST Community Charter School

Public Charter Citywide

Grades K-12

1477 Students

Graduation Rate: 99%

1800 East Byberry Road,
Philadelphia, PA 19116

(267) 348-1100



Bus: 14, 20, 67

Admissions Policy

Interested students must submit an application through Apply Philly Charter (applyphillycharter.org) before the application deadline. If there are more applications than seats available, a random lottery will be held.

Points of Pride

2017 National Blue Ribbon School; 2015 and 2016 Title I Distinguished School for High Achievement; P21 STEM School. 6 AP courses; dual enrollment with college partners. One-to-one device program. Futuristic library media center.

Demographics

Female	51%	Male	49%
Special Ed	15%		
English Learner	2%		
Low-Income	47%		
American Indian or Alaskan Native	0%	Hispanic	13%
Asian	10%	Other	4%
Black	12%	Native Hawaiian or Pacific Islander	0%
		White	60%

MaST Community Charter School II

Public Charter Citywide

Grades 3-12

1780 Students

6501 New State Road,
Philadelphia, PA 19135

(267) 526-0005



Bus: 18

RR: Lawndale

Admissions Policy

Interested students must submit an application through Apply Philly Charter (applyphillycharter.org) before the application deadline. If there are more applications than seats available, a random lottery will be held.

Points of Pride

MaST II offers a STREAM curriculum that focuses on excellence in science, technology, robotics, engineering, arts and math.

Demographics

Female	47%	Male	53%
Special Ed	15%		
English Learner	4%		
Low-Income	65%		
American Indian or Alaskan Native	0%	Hispanic	21%
Asian	12%	Other	5%
Black	30%	Native Hawaiian or Pacific Islander	0%
		White	31%

Mastbaum, Jules, Area Vocational Technical High School

Public District Citywide

Grades 9–12

574 Students

Graduation Rate: 73%

3116 Frankford Avenue,
Philadelphia, PA 19134

(215) 400-7220



MFL: Allegheny

Bus: 3, 5, 54, 60, 89

Admissions Policy

Students who have strong motivation to be challenged academically and have an interest in learning about their chosen career and technical field are welcome to apply.

Points of Pride

Student ambassadors. Rigorous academic programs, including AP courses; industry-recognized and industry-approved Career and Technical Education (CTE); Robust support for English Language Learners; College Possible program; College and Career Readiness

Demographics

Female	44%	Male	56%
Special Ed	24%		
English Learner	15%		
Low-Income	83%		
American Indian or Alaskan Native	0%	Hispanic	42%
Asian	1%	Other	5%
Black	46%	Native Hawaiian or Pacific Islander	0%
		White	5%

Masterman, Julia R., Laboratory and Demonstration School

Public District Special Admit

Grades 5–12

1186 Students

Graduation Rate: 100%

1699 Spring Garden Street,
Philadelphia, PA 19130

(215) 400-7580



BSL: Spring Garden

Bus: 2, 43

Admissions Policy

Must score in the 88th percentile on PSSA. Must have A's and B's and exemplary attendance (95%). Must have also successfully completed Algebra 1.

Points of Pride

Top-ranked school in Pennsylvania and #10 in the country (U.S. News & World Report). Full range of extra-curricular activities including a nationally-ranked chess team, orchestra, choir, jazz band and a variety of clubs. Extensive AP courses and offerings. 100% college acceptance rate.

Demographics

Female	54%	Male	46%
Special Ed	2%		
English Learner	1%		
Low-Income	25%		
American Indian or Alaskan Native	0%	Hispanic	8%
Asian	26%	Other	9%
Black	16%	Native Hawaiian or Pacific Islander	0%
		White	41%

Mastery Charter School: Hardy Williams High School

Public Charter Citywide

Grades 7–12

1194 Students

Graduation Rate: 88%

5400 Warrington Avenue,
Philadelphia, PA 19143

(267) 499-2100



Bus: 52

Trolley: 13

Admissions Policy

Interested students must submit an application through Apply Philly Charter (applyphillycharter.org) before the application deadline. If there are more applications than seats available, a random lottery will be held.

Points of Pride

90% or higher of seniors accepted to two- or four-year postsecondary colleges and programs. Sophomores complete an internship and learn about the workplace. AP classes and dual enrollment with Community College of Philadelphia. STEM honors program.

Demographics

Female	52%	Male	48%
Special Ed	25%		
English Learner	4%		
Low-Income	78%		
American Indian or Alaskan Native	0%	Hispanic	2%
Asian	0%	Other	1%
Black	96%	Native Hawaiian or Pacific Islander	0%
		White	0%

Mastery Charter School: Lenfest Campus

Public Charter Citywide

Grades 7–12

608 Students

Graduation Rate: 94%

35 South 4th Street,
Philadelphia, PA 19106

(215) 922-1902



MFL: 5th Street

Bus: 5, 9, 17, 21, 33, 38, 42, 44, 48, 57

Admissions Policy

Interested students must submit an application through Apply Philly Charter (applyphillycharter.org) before the application deadline. If there are more applications than seats available, a random lottery will be held.

Points of Pride

AP Classes, Dual Enrollment, Internships for Sophomores, Student Leadership, Strong Academic Programming, Electives, Extracurricular Activities, Athletics

Demographics

Female	50%	Male	50%
Special Ed	31%		
English Learner	3%		
Low-Income	78%		
American Indian or Alaskan Native	1%	Hispanic	19%
Asian	1%	Other	3%
Black	75%	Native Hawaiian or Pacific Islander	0%
		White	2%

Mastery Charter School: Pickett Campus

Public Charter Citywide

Grades 6–12

930 Students

Graduation Rate: 84%

5700 Wayne Avenue,
Philadelphia, PA 19144

(215) 866-9000



Bus: 26, 53, 65, J, K
RR: Cheltenham

Admissions Policy

Interested students must submit an application through Apply Philly Charter (applyphillycharter.org) before the application deadline. If there are more applications than seats available, a random lottery will be held.

Points of Pride

Safe and secure. Outstanding academics. Sophomores complete an internship and learn about the workplace. AP classes and dual enrollment with Community College of Philadelphia. Wide range of extracurricular programs and sports.

Demographics

Female	47%	Male	53%
Special Ed	29%		
English Learner	0%		
Low-Income	83%		
American Indian or Alaskan Native	1%	Hispanic	5%
Asian	0%	Other	2%
Black	93%	Native Hawaiian or Pacific Islander	0%
		White	0%

Mastery Charter School: Shoemaker Campus

Public Charter Citywide

Grades 7–12

776 Students

Graduation Rate: 89%

5301 Media Street,
Philadelphia, PA 19131

(267) 296-7111



Bus: 52, G
Trolley: 10, 15

Admissions Policy

Interested students must submit an application through Apply Philly Charter (applyphillycharter.org) before the application deadline. If there are more applications than seats available, a random lottery will be held.

Points of Pride

Class of 2022 earned more than \$5 million in scholarships. Internships for sophomores. AP classes and dual enrollment to earn college credits. College advisors. SAT prep.

Demographics

Female	51%	Male	49%
Special Ed	29%		
English Learner	1%		
Low-Income	81%		
American Indian or Alaskan Native	0%	Hispanic	3%
Asian	1%	Other	1%
Black	95%	Native Hawaiian or Pacific Islander	0%
		White	0%

Mastery Charter School: Simon Gratz High School

Public Charter Neighborhood

Grades 9–12

1162 Students

Graduation Rate: 80%

1798 West Hunting Park Avenue,
Philadelphia, PA 19140

(215) 227-4408



BSL: Hunting Park
Bus: 1, 2, 23, 53, R

Admissions Policy

Interested students must submit an application through Apply Philly Charter (applyphillycharter.org) before the application deadline. If there are more applications than seats available, a random lottery will be held.

Points of Pride

Students engage in close reading, deep thinking, high-level discourse and a range of writing opportunities, and learn and apply grade-level Common Core standards with increasing independence. Sophomores complete an internship.

Demographics

Female	47%	Male	53%
Special Ed	32%		
English Learner	2%		
Low-Income	75%		
American Indian or Alaskan Native	1%	Hispanic	7%
Asian	0%	Other	3%
Black	89%	Native Hawaiian or Pacific Islander	0%
		White	1%

Mastery Charter School: Thomas High Campus

Public Charter Citywide

Grades 7–12

1264 Students

Graduation Rate: 75%

927 Johnston Street,
Philadelphia, PA 19148

(267) 236-0036



Bus: 7, 23, 47, 47M, 68, G

Admissions Policy

Interested students must submit an application through Apply Philly Charter (applyphillycharter.org) before the application deadline. If there are more applications than seats available, a random lottery will be held.

Points of Pride

90% or more of seniors accepted to two- or four-year colleges and postsecondary programs. Sophomores complete an internship and learn about the workplace. AP classes and dual enrollment with Community College of Philadelphia. Wide range of extracurricular activities.

Demographics

Female	49%	Male	51%
Special Ed	19%		
English Learner	22%		
Low-Income	75%		
American Indian or Alaskan Native	0%	Hispanic	30%
Asian	21%	Other	4%
Black	34%	Native Hawaiian or Pacific Islander	0%
		White	11%

Mathematics, Civics and Sciences Charter School of Philadelphia, Inc., The

Public Charter Citywide

Grades 1–12

908 Students

Graduation Rate: 100%

447 North Broad Street,
Philadelphia, PA 19123

(215) 923-4880



BSL: Spring Garden

Bus: 4, 16, 43, 61

Admissions Policy

Admission is open to all eligible students who are residents of Philadelphia. Interested parents must submit the general application. A lottery will be held in mid-June, with preference for siblings of current students.

Points of Pride

MCSCS students raise \$800 to \$1,000 to feed and supply 500 homeless citizens each week; the Homeless Project supports the civics portion of our curriculum. The MCSCS choir provides inspiration throughout the Philadelphia region.

Demographics

Female	51%	Male	49%
Special Ed	6%		
English Learner	0%		
Low-Income	83%		
American Indian or Alaskan Native	0%	Hispanic	1%
Asian	0%	Other	2%
Black	97%	Native Hawaiian or Pacific Islander	0%
		White	0%

Mercy Career and Technical High School

Private Catholic

Grades 9–12

331 Students

2900 West Hunting Park Avenue,
Philadelphia, PA 19129

(215) 226-1225



Bus: 1, 32, 48, 60, R

Admissions Policy

Mercy CTE requires prospective students to provide references and elementary school records. Visit our Admissions page for more information (www.mercycte.org/admissions).

Points of Pride

Over the past five years, 94% of graduates have earned industry-recognized certifications or state licenses. Active co-op program. Dedicated faculty. Active community service corps with an annual week-long service learning trip. Learning support program.

Demographics

Female	54%	Male	46%
Special Ed	31%		
English Learner	0%		
Low-Income	51%		
American Indian or Alaskan Native	0%	Hispanic	14%
Asian	5%	Other	0%
Black	56%	Native Hawaiian or Pacific Islander	0%
		White	25%

Motivation High School

Public District Special Admit

Grades 9–12

336 Students

Graduation Rate: 94%

5900 Baltimore Avenue,
Philadelphia, PA 19143

(215) 400-7930



Bus: 46

Trolley: 34

RR: Angora

Admissions Policy

Must score at least 50th percentile on PSSA. Must have A's, B's and C's and exemplary attendance (95%).

Points of Pride

Positive relationships between staff and students. Students offered over \$1.8 million in scholarships/grants; many students engaged in college preparation. Member of UNICEF, National Honor Society and AI-Bustan.

Demographics

Female	53%	Male	47%
Special Ed	15%		
English Learner	10%		
Low-Income	81%		
American Indian or Alaskan Native	0%	Hispanic	3%
Asian	1%	Other	2%
Black	93%	Native Hawaiian or Pacific Islander	0%
		White	0%

Multicultural Academy Charter School

Public Charter Citywide

Grades 9–12

255 Students

Graduation Rate: 98%

3821 North Broad Street,
Philadelphia, PA 19140

(215) 227-0513



BSL: Erie

Bus: 16, 23, 53, 56, H, XH

Admissions Policy

Interested students must submit an application through Apply Philly Charter (applyphillycharter.org) before the application deadline. If there are more applications than seats available, a random lottery will be held.

Points of Pride

100% of seniors accepted to post-secondary educational institutions; the class of 2018, with a total of 54 students, collectively earned nearly \$6 million in college scholarship offers. Small classes. Arts and music program. ESD and enrichment classes.

Demographics

Female	62%	Male	38%
Special Ed	25%		
English Learner	2%		
Low-Income	65%		
American Indian or Alaskan Native	0%	Hispanic	9%
Asian	1%	Other	3%
Black	87%	Native Hawaiian or Pacific Islander	0%
		White	0%

Nazareth Academy High School

Private Catholic

Grades 9–12

313 Students

4001 Grant Avenue,
Philadelphia, PA 19114

(215) 637-7676



Bus: 19, 66, 84
RR: Torresdale

Admissions Policy

The formal admissions process begins in the fall of 8th grade. Nazareth believes in a holistic approach to admissions in that we use a student's application, academic transcript, teacher recommendation, High School Placement Test score, and personal interview in determining admission. During the admissions process, students are encouraged to spend a day with us through our Shadow Program.

Points of Pride

Nazareth is a sponsored ministry of the Sisters of the Holy Family of Nazareth. We offer over 80 courses, including 23 Honors and 16 AP courses, as well as Dual Enrollment with Holy Family University. We have a 8-to-1 student-to-faculty ratio and an average class size of 15 students. With a 100% college acceptance rate, the Class of 2022 received over \$47.4 million in college scholarships.

Demographics

Female	100%
Low-Income	5%
Asian	8%
Black	4%
Hispanic	7%
Other	1%
Native Hawaiian or Pacific Islander	1%
White	80%

New Foundations Charter School: High School Campus

Public Charter Citywide

Grades 9–12

1495 Students

Graduation Rate: 94%

4850 Rhawn Street,
Philadelphia, PA 19136

(215) 344-6410



Bus: 28, 84

Admissions Policy

Interested students must submit an application through Apply Philly Charter (applyphillycharter.org) before the application deadline. If there are more applications than seats available, a random lottery will be held.

Points of Pride

Strong academics. Focus on college and career development. Nationally recognized service learning program. Caring School Community model. National Honor Society. Full athletics program. Community garden. Superior climate!

Demographics

Female	48%	Male	52%
Special Ed	14%		
English Learner	2%		
Low-Income	74%		
American Indian or Alaskan Native	0%	Hispanic	23%
Asian	3%	Other	2%
Black	17%	Native Hawaiian or Pacific Islander	0%
		White	55%

Northeast High School

Public District Neighborhood

Grades 9–12

3356 Students

Graduation Rate: 73%

1601 Cottman Avenue,
Philadelphia, PA 19111

(215) 400-3200



Bus: 19, 67, 70, 77

Admissions Policy

Northeast accepts all students within its neighborhood catchment and offers a variety of courses for varied student interests. There are also the special-admission Magnet and International Baccalaureate programs.

Points of Pride

SPARC robotics program. Nationally accredited graphics programs. IB diploma program. Bronze Distinction AP Program. Multiple Public League Sports Championships per year.

Demographics

Female	44%	Male	56%
Special Ed	11%		
English Learner	29%		
Low-Income	66%		
American Indian or Alaskan Native	0%	Hispanic	28%
Asian	24%	Other	6%
Black	26%	Native Hawaiian or Pacific Islander	0%
		White	14%

Northeast Medical, Engineering, and Aerospace Magnet

Public District Special Admit

Grades 9–12

3356 Students

Graduation Rate: 73%

1601 Cottman Avenue,
Philadelphia, PA 19111

(215) 400-3200



Bus: 19, 67, 70, 77

Admissions Policy

Must score at least 65th percentile on PSSA. Must have A's, B's and C's and exemplary attendance (95%).

Points of Pride

Students have proven academic success. 3rd Highest AP scores in the District. 19 AP Courses including the new AP Capstone Program. Full IB Diploma Program with IB Certificate Options. Past student awards include, Gates Millennium Scholar Award, Drexel University Liberty Scholars and National Merit Scholar candidates.

Demographics

Female	44%	Male	56%
Special Ed	11%		
English Learner	29%		
Low-Income	66%		
American Indian or Alaskan Native	0%	Hispanic	28%
Asian	24%	Other	6%
Black	26%	Native Hawaiian or Pacific Islander	0%
		White	14%

Olney High School

Public District Neighborhood

Grades 9–12

1192 Students

Graduation Rate: not found%

100 West Duncannon Avenue,
Philadelphia, PA 19120

(215) 456-3014



Bus: 1, 57, J, R
RR Olney

Admissions Policy

Students must live within the school catchment area. Students who live outside of the catchment area must apply; admission is based on space availability and lottery.

Points of Pride

Olney's motto is "We welcome. You choose. Let's grow!" 9th & 10th graders are all assigned to a "house," a small learning community where teachers and students know each other well. 11th & 12th graders all select a "major," which allows them to select an area of interest to focus on, such as Arts, Athletics, Digital Media, Future Teachers, and Medicine. Incoming 9th grade students may apply to be a part of the Future Teachers Academy cohort, which is designed for students who want to create a more just world through education. Also, the Baseball team were the Philadelphia champions in 2022

Demographics

Female	43%	Male	57%
Special Ed	27%		
English Learner	34%		
Low-Income	75%		
American Indian or Alaskan	0%	Hispanic	62%
Native	0%	Other	1%
Asian	4%	Native Hawaiian or Pacific Islander	0%
Black	33%	White	0%

Overbrook High School

Public District Neighborhood

Grades 9–12

389 Students

Graduation Rate: 72%

5898 Lancaster Avenue,
Philadelphia, PA 19131

(215) 400-7300



Bus: 10, G

Admissions Policy

Students must live within the school catchment area. Students who live outside of the catchment area must apply; admission is based on space availability and lottery.

Points of Pride

Proud home of Wilt Chamberlain, a top 10 legend of the NBA, and Will "Fresh Prince" Smith. Overbrook not only has competitive sports teams, they also are a three-time state champions in Mock Trial. The class of 2021 received over \$400,000 in college scholarships!

Demographics

Female	42%	Male	59%
Special Ed	33%		
English Learner	2%		
Low-Income	82%		
American Indian or Alaskan	0%	Hispanic	3%
Native	0%	Other	3%
Asian	0%	Native Hawaiian or Pacific Islander	0%
Black	94%	White	1%

Overbrook School for the Blind

Private Independent

Grades K–12

164 Students

6333 Malvern Avenue,
Philadelphia, PA 19151

(215) 877-0313



Bus: 46, 65, 105
Trolley: 10

Admissions Policy

Interested families must submit an application. Contact the school for more details on the admissions process.

Points of Pride

We have a 4-to-1 student-to-teacher ratio and provide a highly individualized learning experience, meeting the needs of all of our learners.

Demographics

Low-Income	52%
------------	-----

Parkway Center City Middle College High School

Public District Special Admit

Grades 9–12

436 Students

Graduation Rate: 100%

540 North 13th Street,
Philadelphia, PA 19123

(215) 400-7620



BSL: Spring Garden
Bus: 2, 4, 16, 23, 43, 61

Admissions Policy

Must score at least 65th percentile on PSSA. Must have A's and B's and exemplary attendance (95%).

Points of Pride

96% of students earned an associate degree along with their diploma in 2022! PCCMC students have been accepted into over 118 colleges and universities and earned over \$22 million in merit scholarships.

Demographics

Female	66%	Male	34%
Special Ed	5%		
English Learner	3%		
Low-Income	59%		
American Indian or Alaskan	0%	Hispanic	15%
Native	0%	Other	4%
Asian	8%	Native Hawaiian or Pacific Islander	0%
Black	70%	White	2%

Parkway Northwest High School for Peace and Social Justice

Public District Special Admit

Grades 9–12

259 Students

Graduation Rate: 93%

6200 Crittenden Street,
Philadelphia, PA 19138

(215) 400-3390



Bus: XH, L

Admissions Policy

Must score at least 50th percentile on PSSA. Must have A's, B's and C's and exemplary attendance (95%).

Points of Pride

Tight-knit school community focused on success for our 300 students. More than \$500,000 in college scholarships and grants awarded to the class of 2022. Community partnerships including ArtWell, Philly Sound Exchange, AKA Connections, and Malcolm Jenkins Foundation

Demographics

Female	56%	Male	44%
Special Ed	16%		
English Learner	2%		
Low-Income	61%		
American Indian or Alaskan	0%	Hispanic	4%
Native	0%	Other	5%
Asian	0%	Native Hawaiian or Pacific Islander	0%
Black	89%	White	1%

Parkway West High School

Public District Special Admit

Grades 9–12

228 Students

Graduation Rate: 86%

4725 Fairmount Avenue,
Philadelphia, PA 19139

(215) 400-7710



MFL: 46th Street

Bus: 30, 31, 43, 64

Trolley: 10

Admissions Policy

Must score at least 50th percentile on PSSA. Must have A's, B's and C's and exemplary attendance (95%).

Points of Pride

Rigorous academic program; AP courses and dual enrollment. More than 90% of graduates enroll directly in 2-year or 4-year colleges and an Early Childhood Education CTE program

Demographics

Female	61%	Male	39%
Special Ed	16%		
English Learner	3%		
Low-Income	74%		
American Indian or Alaskan	0%	Hispanic	2%
Native	0%	Other	4%
Asian	1%	Native Hawaiian or Pacific Islander	0%
Black	91%	White	0%

Penn Treaty

Public District Neighborhood

Grades 6–12

470 Students

Graduation Rate: 61%

600 East Thompson Street,
Philadelphia, PA 19125

(215) 400-3800



Bus: 15B, 25, 89

Admissions Policy

Students must live within the school catchment area. Students who live outside of the catchment area must apply; admission is based on space availability and lottery.

Points of Pride

At Penn Treaty we build an academic community of students who grow as productive citizens and have post secondary success. We create a family whose members are responsible, respectful, peaceful, and love to learn. We provide students with opportunities to join AVID (Advancement Via Individual Determination); AP classes, varsity sports, after school clubs and much more. Additionally, all students have access to 12Plus as a resource during their collegial journey.

Demographics

Female	41%	Male	59%
Special Ed	43%		
English Learner	7%		
Low-Income	86%		
American Indian or Alaskan	0%	Hispanic	33%
Native	0%	Other	8%
Asian	1%	Native Hawaiian or Pacific Islander	0%
Black	34%	White	24%

Penn, William, Charter School

Private Independent

Grades Pre-K (3–4 years old)–12

994 Students

3000 West School House Lane,
Philadelphia, PA 19144

(215) 844-3460



Bus: K, R

RR: Queen Lane

Admissions Policy

Selective admissions based on academic record, teacher recommendations and entrance examination.

Points of Pride

79% of AP exams scored 3 or higher; 52% of AP exams scored 4 or higher. 100% of graduates attend a four-year college within one year of graduation. Average class size is 15 to 18 students.

Demographics

Female	48%	Male	52%
Low-Income	0%		
American Indian or Alaskan	0%	Other	14%
Native	0%	Native Hawaiian or Pacific Islander	0%
Asian	3%	White	66%
Black	13%		
Hispanic	3%		

Pennsylvania School for the Deaf

Private Independent

Grades Pre-K (3–4 years old)–12

114 Students

100 West School House Lane,
Philadelphia, PA 19144

(215) 951-4700



Bus: 23, 65, H, J, K, XH
RR: Cheltenham, Germantown

Admissions Policy

Students must be referred in writing by their local educational agency (LEA). After receiving a written referral, PSD will contact the family. In almost all cases, a school visit is required for assessment.

Points of Pride

Services for a range of deaf and hard-of-hearing children ages birth through 21. Senator's school of excellence for deaf and hard-of-hearing students. Named a 2012 School of Excellence by the National Association of Special Education Teachers.

Demographics

Female	54%	Male	46%
Low-Income	80%		
American Indian or Alaskan Native	0%	Other	21%
Asian	3%	Native Hawaiian or Pacific Islander	0%
Black	35%	White	19%
Hispanic	22%		

Philadelphia Academy Charter School

Public Charter Citywide

Grades 9–12

1100 Students

Graduation Rate: 88%

1700 Tomlinson Road,
Philadelphia, PA 19116

(215) 673-3990



Bus: 1, 14, 67

Admissions Policy

We are a lottery-based school. Our application cycle opens annually on October 1st and ends on January 1st.

Points of Pride

Parental involvement. Committed faculty and staff (low/no turnover). State-of-the-art biotechnology laboratory and upper-level elective science classes. One-to-one Chromebook initiative. Robust AP program.

Demographics

Female	50%	Male	50%
Special Ed	19%		
English Learner	5%		
Low-Income	43%		
American Indian or Alaskan Native	0%	Hispanic	12%
Asian	5%	Other	3%
Black	10%	Native Hawaiian or Pacific Islander	0%
		White	69%

Philadelphia Classical School

Private Independent

Grades K–12

152 Students

3301 S 20th Street,
Philadelphia, PA 19145

(267) 990-2698



Admissions Policy

Interested families must submit an application and \$60 application fee. Contact the school for more information on the admissions process.

Points of Pride

We value free play. We seek to make the private-school option affordable by use of a sliding scale.

Demographics

Low-Income	12%		
------------	-----	--	--

Philadelphia Electrical and Technology Charter High School

Public Charter Citywide

Grades 9–12

617 Students

Graduation Rate: 90%

1709 Benjamin Franklin Parkway,
Philadelphia, PA 19103

(267) 514-1823



BSL: City Hall, Walnut-Locust
MFL: 15th Street
Bus: 2, 3, 17, 27, 29, 48
RR: Suburban Station

Admissions Policy

Interested students must submit an application through Apply Philly Charter (applyphillycharter.org) before the application deadline. If there are more applications than seats available, a random lottery will be held.

Points of Pride

Award-winning cooperative education program. Award-winning special education program. One-to-one iPad program. Vibrant community service program. 21st-Century Community Learning Center Program. Dual-enrollment program with CCP. Electrical industry orientation program; boat-building program.

Demographics

Female	49%	Male	51%
Special Ed	23%		
English Learner	4%		
Low-Income	86%		
American Indian or Alaskan Native	0%	Hispanic	7%
Asian	1%	Other	3%
Black	84%	Native Hawaiian or Pacific Islander	0%
		White	5%

Philadelphia Free School

Private Independent

Grades K-12

47 Students

4950 Springfield Ave.,
Philadelphia, PA 19143

(215) 218-9586



Bus: 64
Trolley: 13

RR: Media/Elwyn (49th St stop)

Admissions Policy

The most important criteria for admission are the family's understanding of our educational philosophy and the ability of the students to take responsibility for themselves. Students are admitted to PFS without regard to previous academic or behavioral record.

Points of Pride

We have one of the most racially, socioeconomically and geographically diverse student populations in the region. We are also the region's first, and only, Sudbury-model school.

Demographics

Female	39%	Male	61%
Low-Income	79%		
Asian	4%	Other	20%
Black	30%	White	38%
Hispanic	8%		

Philadelphia Military Academy

Public District Citywide

Grades 9-12

336 Students

Graduation Rate: 92%

2118 North 13th Street,
Philadelphia, PA 19122

(215) 400-7420



BSL: Susquehanna-Dauphin
Bus: 4, 16, 23, 29

Admissions Policy

Students who have a strong motivation to be challenged academically and who are interested in a college preparatory academic program that focuses on law, history, and public policy are welcome to apply.

Points of Pride

National Army JROTC competition. City-wide drill champions. Women of Tomorrow Mentor and Scholarship Program. Leadership training.

Demographics

Female	41%	Male	59%
Special Ed	25%		
English Learner	11%		
Low-Income	78%		
American Indian or Alaskan Native	0%	Hispanic	31%
Asian	1%	Other	2%
Black	61%	Native Hawaiian or Pacific Islander	0%
		White	4%

Philadelphia Performing Arts: A String Theory Charter School (Vine Street Campus)

Public Charter Citywide

Grades 6-12

2753 Students

Graduation Rate: 97%

1600 Vine Street,
Philadelphia, PA 19102

(267) 428-2224



BSL: Race-Vine
Bus: 2, 4, 16, 17, 27, 31, 32, 33, 38, 43, 44, 62, 78, 124, 125
RR: Suburban Station

Admissions Policy

The admissions process for Philadelphia Performing Arts is conducted through a lottery system.

Points of Pride

Philadelphia Performing Arts has been recognized as a Top Public High School in Philadelphia in 2022 by Philadelphia Magazine. With a 99% graduation rate and 97% college acceptance rate, PPA has dedicated college counselors to walk students and their families through every step of the college application process. The class of 2023 was awarded over \$25 million in scholarships to colleges and universities throughout the country.

Demographics

Female	58%	Male	42%
Special Ed	17%		
English Learner	7%		
Low-Income	66%		
American Indian or Alaskan Native	0%	Hispanic	10%
Asian	16%	Other	8%
Black	29%	Native Hawaiian or Pacific Islander	0%
		White	37%

Philadelphia Virtual Academy

Public Cyber

Grades 6-12

903 Students

440 North Broad Street,
Suite G-3
Philadelphia, PA 19130

(215) 400-3110



BSL: Spring Garden

Admissions Policy

We are an open-enrollment school and have orientations scheduled throughout the school year. We expect students be in good disciplinary standing with the School District of Philadelphia and be able to read independently at the 7th-grade level.

Points of Pride

PVA graduates attend schools including the University of Pennsylvania, Moore College of Art, Temple University, Penn State University, Neumann University, Indiana University of Pennsylvania, Community College of Philadelphia and Wesley College.

Demographics

Female	50%	Male	50%
Special Ed	19%		
English Learner	5%		
Low-Income	0%		
American Indian or Alaskan Native	0%	Hispanic	20%
Asian	8%	Other	5%
Black	57%	Native Hawaiian or Pacific Islander	0%
		White	9%

Preparatory Charter School of Mathematics, Science, Technology and Careers

Public Charter Citywide

Grades 9–12

574 Students

Graduation Rate: 92%

1928 Point Breeze Avenue,
Philadelphia, PA 19145

(215) 334-6144



BSL: Snyder

Bus: 7, 29, 79

Admissions Policy

Must be a Philadelphia resident. Must submit an application before lottery deadline; lottery is held in the spring. Students interested in transferring into 10th, 11th or 12th grade may apply at any time.

Points of Pride

Successful college dual-enrollment program for seniors; AP courses. Extensive career development internship program.

Demographics

Female	51%	Male	49%
Special Ed	15%		
English Learner	8%		
Low-Income	68%		
American Indian or Alaskan Native	1%	Hispanic	10%
Asian	7%	Other	7%
Black	67%	Native Hawaiian or Pacific Islander	0%
		White	8%

Quadrat Academy

Private Independent

Grades 6–12

26 Students

222 Brown Street,
Philadelphia, PA 19123

(267) 997-7744



MFL: Spring Garden

Bus: 5, 25, 43, 47, 57

Admissions Policy

Admission is determined after careful consideration of each student. After a family submits an online application, they come in for a meeting with our team. The student is then invited for an individual or group activity, where we evaluate their communication, critical thinking and creativity skills. Our decision follows.

Points of Pride

The high school program is centered around the preparation of adolescents for adulthood. This requires a holistic approach in intellectual, creative, emotional and physical development of a student.

Demographics

Randolph, A. Philip, Career and Technical High School

Public District Citywide

Grades 9–12

393 Students

Graduation Rate: 83%

3101 Henry Avenue,
Philadelphia, PA 19129

(215) 400-3840



Bus: 1, 32, 60, R

Admissions Policy

Students who have strong motivation to be challenged academically and have an interest in learning about their chosen career and technical field are welcome to apply.

Points of Pride

At Randolph, we strive to provide a learning environment that responds to current emerging and changing global workforce needs. We are committed to examining and implementing innovations in education, athletics and extracurricular activities that promote success in our students' lives.

Demographics

Female	34%	Male	66%
Special Ed	31%		
English Learner	3%		
Low-Income	79%		
American Indian or Alaskan Native	0%	Hispanic	8%
Asian	1%	Other	5%
Black	85%	Native Hawaiian or Pacific Islander	0%
		White	2%

Revolution School

Private Independent

Grades 9–12

20 Students

230 South Broad Street,
Floor 19
Philadelphia, PA 19102

(215) 631-3697

Admissions Policy

Our application process includes an online application, meeting with our admission team, and submission of supporting materials. Our flexible tuition model ensures that our unique model of education is accessible to all students regardless of their family's financial status.

Points of Pride

We break down the walls between learning and life through a dynamic place-based academic program that allows students to learn in the real world while doing work that truly matters. At Revolution School, young people develop a sense of purpose and passion while becoming self-directed learners and doers.

Demographics

Female	53%	Male	40%
Low-Income	38%		
American Indian or Alaskan Native	0%	Other	13%
Asian	0%	Native Hawaiian or Pacific Islander	0%
Black	80%	White	7%
Hispanic	0%		

Robeson, Paul, High School for Human Services

Public District Citywide

Grades 9–12

315 Students

Graduation Rate: 96%

4125 Ludlow Street,
Philadelphia, PA 19104

(215) 400-7780



MFL: 40th Street

Bus: 21, 30, 40

Trolley: 10

Admissions Policy

Students who have a strong motivation to be challenged academically and who are interested in a college preparatory academic program that focuses on law, history, and public policy are welcome to apply.

Points of Pride

School Motto: “Build Your Own Brand” (B.Y.O.B.).

Demographics

Female	56%	Male	44%
Special Ed	18%		
English Learner	5%		
Low-Income	74%		
American Indian or Alaskan	0%	Hispanic	2%
Native	0%	Other	3%
Asian	0%	Native Hawaiian or Pacific Islander	0%
Black	94%	White	1%

Roman Catholic High School

Private Catholic

Grades 9–12

712 Students

301 North Broad Street,
Philadelphia, PA 19107

(215) 627-1270



BSL: Race-Vine

Bus: 2, 4, 16, 23

RR: Suburban Station

Admissions Policy

Applicants must take the HSPT in the fall of 8th grade; scholarships and placement are determined by this test. Must submit standardized testing scores along with 6th, 7th and 8th-grade report cards and teacher recommendation form. Interview may be required.

Points of Pride

The class of 2022 earned a record \$31 million in college scholarships. 96% of graduates further their education. College partnerships allow selected students to earn college credits during 11th and 12th grades. 11 AP courses; more than 20 college-preparatory electives. 17 varsity sports teams.

Demographics

Female	0%	Male	100%
Special Ed	0%		
English Learner	0%		
Low-Income	20%		
American Indian or Alaskan	0%	Hispanic	8%
Native	0%	Other	6%
Asian	5%	Native Hawaiian or Pacific Islander	0%
Black	29%	White	52%

Roxborough High School

Public District Neighborhood

Grades 9–12

710 Students

Graduation Rate: 71%

6498 Ridge Avenue,
Philadelphia, PA 19128

(215) 400-3400



Bus: 9, 27, 32, 65

Admissions Policy

Students must live within the school catchment area. Students who live outside of the catchment area must apply; admission is based on space availability and lottery.

Points of Pride

All-academy college-preparatory and CTE high school. AP courses. New state-of-the-art TV studio, Biotechnology and Kinesiology labs. Partnerships with universities, businesses and organizations. Model STEAM program and makerspace. Award-winning JROTC program.

Demographics

Female	41%	Male	59%
Special Ed	33%		
English Learner	2%		
Low-Income	75%		
American Indian or Alaskan	0%	Hispanic	5%
Native	0%	Other	2%
Asian	0%	Native Hawaiian or Pacific Islander	0%
Black	87%	White	6%

Sankofa Freedom Academy Charter School

Public Charter Citywide

Grades K–12

663 Students

Graduation Rate: 91%

2501 Kensington Avenue,
Philadelphia, PA 19125

(215) 288-2001



MFL: Huntingdon

Admissions Policy

Any interested parent or student may apply; a lottery will be held if more applications are received than there are available spaces.

Points of Pride

International service projects in Ecuador, Jamaica, the Dominican Republic, the Gambia and Ethiopia. Six-week social action internships for seniors.

Demographics

Female	48%	Male	52%
Special Ed	20%		
English Learner	0%		
Low-Income	78%		
American Indian or Alaskan	1%	Hispanic	3%
Native	1%	Other	2%
Asian	0%	Native Hawaiian or Pacific Islander	0%
Black	95%	White	0%

Saul, Walter Biddle, High School of Agricultural Sciences

Public District Special Admit

Grades 9–12

503 Students

Graduation Rate: 95%

7100 Henry Avenue,
Philadelphia, PA 19128

(215) 400-3450



Bus: 9, 27, 35, 438, 446, 447

Admissions Policy

Must score at least 50th percentile on PSSA. Must have A's, B's and C's and exemplary attendance (95%).

Points of Pride

Largest agricultural high school in the U.S.; all students are registered FFA members. Highly qualified staff; numerous Lindback Distinguished Teachers and National Board Certified Teachers. High levels of student success and strong partnerships resulting in internships and job placement.

Demographics

Female	63%	Male	37%
Special Ed	17%		
English Learner	3%		
Low-Income	61%		
American Indian or Alaskan Native	0%	Hispanic	13%
Asian	1%	Other	3%
Black	64%	Native Hawaiian or Pacific Islander	0%
		White	19%

Sayre, William L., High School

Public District Neighborhood

Grades 9–12

358 Students

Graduation Rate: 71%

5800 Walnut Street,
Philadelphia, PA 19139

(215) 400-7800



MFL: 60th Street

Bus: 21, 31, 42, 46, G

Admissions Policy

Students must live within the school catchment area. Students who live outside of the catchment area must apply; admission is based on space availability and lottery.

Points of Pride

School partnership with the Netter Center. Out of school time (OST) programs. Urban Nutrition Initiative Program and garden. Sayre Health Center Collaborative. Mural Arts Program. College and career program opportunities. Promise Corps. ELECT Program.

Demographics

Female	47%	Male	53%
Special Ed	43%		
English Learner	2%		
Low-Income	84%		
American Indian or Alaskan Native	1%	Hispanic	1%
Asian	1%	Other	6%
Black	90%	Native Hawaiian or Pacific Islander	0%
		White	1%

School of the Future

Public District Citywide

Grades 9–12

569 Students

Graduation Rate: 85%

4021 Parkside Avenue,
Philadelphia, PA 19104

(215) 400-7790



Bus: 38, 40

Trolley: 15

Admissions Policy

Students who have a strong motivation to be challenged academically and who are interested in a college preparatory academic program that focuses on Computer Science Business, Art, and Music are welcome to apply.

Points of Pride

School of the Future is a city-wide school that educates learners from all over Philadelphia. The Firebirds are also proud of the award winning robotics program and four time football city champions. In addition, cheerleaders compete on a city and state level. This school is also very proud of the ever-evolving technology and Theater Arts programs.

Demographics

Female	52%	Male	48%
Special Ed	22%		
English Learner	3%		
Low-Income	81%		
American Indian or Alaskan Native	1%	Hispanic	3%
Asian	1%	Other	3%
Black	91%	Native Hawaiian or Pacific Islander	0%
		White	1%

Science Leadership Academy

Public District Special Admit

Grades 9–12

497 Students

Graduation Rate: 100%

1482 Green Street,
Philadelphia, PA 19130

(215) 400-7830



BSL: Fairmount, Spring Garden

Bus: 2, 4, 16, 61

Admissions Policy

Must score at least 50th percentile on PSSA. Must have A's, B's and C's and exemplary attendance (95%).

Points of Pride

SLA is the National Dell Computing Center for Excellence in Educational Technology. A leader in the national School 2.0 movement, SLA provides a vigorous, inquiry-driven and project based approach to learning. Students at SLA learn in a technology-rich, project-based environment where the core values of inquiry, research, collaboration, presentation and reflection are emphasized in all classes.

Demographics

Female	51%	Male	49%
Special Ed	12%		
English Learner	4%		
Low-Income	37%		
American Indian or Alaskan Native	0%	Hispanic	16%
Asian	10%	Other	7%
Black	31%	Native Hawaiian or Pacific Islander	0%
		White	35%

Science Leadership Academy at Beeber

Public District Special Admit

Grades 5-12

644 Students

Graduation Rate: 96%

5925 Malvern Avenue,
Philadelphia, PA 19131

(215) 400-7270



Bus: 65, G, Regional Rail, and 10 Trolley

Admissions Policy

Must score at least 50th percentile on PSSA. Must have A's, B's and C's and exemplary attendance (95%).

Points of Pride

Our students, parents and staff. Engineering CTE Program and two maker spaces (Upper School and Lower School). Expanded engineering laboratory. Computer Science CTE Program. Two new biochemistry laboratories. Urban garden. Partnerships with 25 companies. Recognized as one of the most innovative schools in the country. Division Boy's Basketball, Girl's Soccer, Baseball and Cross Country Champions.

Demographics

Female	53%	Male	47%
Special Ed	9%		
English Learner	4%		
Low-Income	48%		
American Indian or Alaskan Native	0%	Hispanic	6%
Asian	5%	Other	4%
Black	72%	Native Hawaiian or Pacific Islander	0%
		White	13%

Sophia Academy

Private Independent

Grades 9-12

12 Students

5900 North 5th Street,
Philadelphia, PA 19120

(267) 595-4723



Bus: 47, 57, 70, K

Admissions Policy

Open enrollment with rolling admissions to students who desire our unique, non-traditional multi-sensory education for learning differently. Tuition is assessed on a sliding scale.

Points of Pride

Rigorous, hands-on curricula. Small classes. Nationally renowned reading and math intervention. Art, drama, music and artisan crafts for cognitive growth. Relational. Trauma-informed. Awakening Genius model. Student success.

Demographics

Female	44%	Male	56%
Special Ed	44%		
English Learner	11%		
Low-Income	88%		
Black	33%	Other	0%
Hispanic	56%	White	11%

South Philadelphia High School (Southern)

Public District Neighborhood

Grades 9-12

595 Students

Graduation Rate: 62%

2101 South Broad Street,
Philadelphia, PA 19148

(215) 400-8400



BSL: Snyder

Bus: 2, 4, 23, 37, 79

Admissions Policy

Students must live within the school catchment area. Students who live outside of the catchment area must apply; admission is based on space availability and lottery.

Points of Pride

Five (5) CTE Programs. U.S. Army Jr. R.O.T.C.. National Honor Society (one of the first 10 chapters in the United States). City of Philadelphia Community School. Extensive network of partnerships that support student success and opportunities. 9th-Grade Academy

Demographics

Female	42%	Male	58%
Special Ed	34%		
English Learner	31%		
Low-Income	73%		
American Indian or Alaskan Native	0%	Hispanic	30%
Asian	13%	Other	5%
Black	46%	Native Hawaiian or Pacific Islander	0%
		White	7%

SS. John Neumann and Maria Goretti Catholic High School

Private Catholic

Grades 9-12

571 Students

1736 S. 10th Street,
Philadelphia, PA 19148

(215) 465-8437



BSL: Tasker-Morris

Bus: 45, 29, 47M

Admissions Policy

We are looking for students with a desire to achieve and grow in a Catholic, college-preparatory, diverse environment. There is an admissions test, which is used to determine acceptance and the academic scholarships that are offered to many of our students. There is some need-based financial aid awarded.

Points of Pride

Focus on continuous teacher and curriculum improvement and development. College-going culture. College partnerships. 21 AP courses; SAT prep. Fine arts program with orchestra, four years of art, and budding dance and drama programs. Successful athletic program with numerous championships; over 25 extracurricular activities.

Demographics

Female	46%	Male	54%
Special Ed	7%		
English Learner	1%		
Low-Income	23%		
American Indian or Alaskan Native	0%	Hispanic	10%
Asian	8%	Other	2%
Black	35%	Native Hawaiian or Pacific Islander	1%
		White	45%

St. Hubert Catholic High School for Girls

Private Catholic

Grades 9–12

460 Students

7320 Torresdale Avenue,
Philadelphia, PA 19136

(215) 624-6840



Bus: 28, 56, 70, 84

Admissions Policy

Prospective students are required to complete an admission packet. Students must be in good academic and disciplinary standing in order to be considered for admission.

Points of Pride

Tradition of Catholic values. Largest women's athletic program in Philadelphia. Fine arts program that boasts a four-year art and music curriculum. 80% of teachers with graduate degrees in their areas of specialty. 1:1 Chromebook initiative in which all incoming students are given a Chromebook for their academic use.

Demographics

Female	100%		
Low-Income		18%	
American Indian or Alaskan Native	0%	Other	3%
Asian	4%	Native Hawaiian or Pacific Islander	0%
Black	4%	White	77%
Hispanic	12%		

St. Joseph's Preparatory School

Private Catholic

Grades 9–12

898 Students

1733 West Girard Avenue,
Philadelphia, PA 19130

(215) 978-1958



BSL: Girard

Bus: 2, 4, 16, 61

Trolley: 15

RR: shuttle from Suburban Station

Admissions Policy

All applicants should strive to achieve mostly A's (or comparative numerical scores) in his 6th- and 7th-grade final report cards and 8th-grade first report card, receive an outstanding recommendation from his teacher(s), and receive a satisfactory score on the entrance exam.

Points of Pride

Only Jesuit school in Philadelphia. Located at 17th and Girard since 1851. Accessible from all over the Delaware Valley; 25% of students come from Philadelphia, 20% from New Jersey and 55% from the Pennsylvania suburbs. Alumni base of more than 11,000, many of whom occupy high-level positions throughout the city and region. Summer community service trips.

Demographics

Male	100%		
Low-Income		5%	
Asian	3%	Other	5%
Black	7%	White	83%
Hispanic	2%		

Strawberry Mansion High School

Public District Neighborhood

Grades 9–12

203 Students

3133 Ridge Avenue,
Philadelphia, PA 19121

(215) 400-7500



Bus: 7, 32, 39, 48, 54, 61

Admissions Policy

All are welcome (ages 14-20)

Points of Pride

Strawberry Mansion High School won \$50,000 in the Vans Custom Culture Award by designing 2 sets of sneakers that represent the rich culture of Philadelphia. As a beloved neighborhood school, Strawberry Mansion has a tradition of achievement with regard to athletics, expanding offerings each year.

Demographics

Female	45%	Male	55%
Special Ed			51%
English Learner			1%
Low-Income			92%
American Indian or Alaskan Native	0%	Hispanic	4%
Asian	0%	Other	2%
Black	93%	Native Hawaiian or Pacific Islander	0%
		White	1%

Swenson Arts and Technology High School

Public District Citywide

Grades 9–12

772 Students

Graduation Rate: 96%

2750 Red Lion Road,
Philadelphia, PA 19114

(215) 400-3140



Bus: 1, 14, 67

Admissions Policy

Students who have strong motivation to be challenged academically and have an interest in learning about their chosen career and technical field are welcome to apply.

Points of Pride

Students won Science Olympiad 2014, 2015, 2016, 2017, 2019. 9th graders participated in the 5-day Outward Bound Experience in 2019. Award-winning Culinary program with two Swenson seniors winning first and second place in the 2019-20 C-CAP Competition

Demographics


Female	36%	Male	64%
Special Ed			18%
English Learner			7%
Low-Income			62%
American Indian or Alaskan Native	0%	Hispanic	31%
Asian	7%	Other	6%
Black	22%	Native Hawaiian or Pacific Islander	0%
		White	34%

Tacony Academy Charter High School

Public Charter Citywide
Grades 9–12
1093 Students
Graduation Rate: 97%

6201 Keystone Street,
 Philadelphia, PA 19135

(215) 515-5900

 **Bus:** 19, 28

Admissions Policy

Interested students must submit an application through Apply Philly Charter (applyphillycharter.org) before the application deadline. If there are more applications than seats available, a random lottery will be held.

Points of Pride

We provide each student the opportunity to learn about the art of invention and applied science. This is accomplished through a curriculum focused on problem-solving that emphasizes the creative process, critical thinking and inquiry. As a community, we empower students to succeed in both college and career by inspiring students to engage in higher-order thinking and lifelong learning.

Demographics


Female	52%	Male	48%
Special Ed	17%		
English Learner	4%		
Low-Income	48%		
American Indian or Alaskan	0%	Hispanic	24%
Native	0%	Other	11%
Asian	6%	Native Hawaiian or Pacific Islander	0%
Black	35%	White	23%

TECH Freire Charter High School

Public Charter Citywide
Grades 9–12
464 Students
Graduation Rate: 93%

2221 North Broad Street,
 Philadelphia, PA 19132

(267) 507-1111

 **BSL:** Susquehanna-Dauphin
Bus: 4, 16, 39

Admissions Policy

Interested students must submit an application through our website before the application deadline. If there are more applications than seats available, a random lottery will be held. Students not offered seats will be placed on a waitlist.

Points of Pride

TECH Freire's rigorous college-preparatory curriculum is designed to ensure that every Freire student graduates with the credits required for acceptance at any top college in the US.

Demographics

Female	47%	Male	53%
Special Ed	22%		
English Learner	1%		
Low-Income	89%		
American Indian or Alaskan	1%	Hispanic	3%
Native	1%	Other	2%
Asian	0%	Native Hawaiian or Pacific Islander	0%
Black	93%	White	1%

U School, The

Public District Citywide
Grades 9–12
230 Students
Graduation Rate: 73%

2000 North 7th Street,
 Philadelphia, PA 19122

(215) 400-7460

 **Bus:** 3, 39, 47
RR: Temple University

Admissions Policy

Demonstrated interest in attending the school. All applicants must participate in an Open House.

Points of Pride

New personalized and competency-based high school. Our school will grow with the input of our users (students, families, educators and community).

Demographics


Female	61%	Male	39%
Special Ed	19%		
English Learner	3%		
Low-Income	90%		
American Indian or Alaskan	0%	Hispanic	19%
Native	0%	Other	2%
Asian	0%	Native Hawaiian or Pacific Islander	0%
Black	76%	White	2%

Universal Audenried Charter School

Public Charter Neighborhood
Grades 9–12
547 Students
Graduation Rate: 81%

3301 Tasker Street,
 Philadelphia, PA 19145

(215) 952-4801

 **Bus:** 12, 29, 64

Admissions Policy

Interested students must submit an application through Apply Philly Charter (applyphillycharter.org) before the application deadline. If there are more applications than seats available, a random lottery will be held.

Points of Pride

Only state-approved Career and Technical Education high school with a Transportation Academy. Wall-to-Wall Academies. Master Scholar Leadership Program. City Year Corps members.

Demographics

Female	56%	Male	44%
Special Ed	24%		
English Learner	9%		
Low-Income	100%		
American Indian or Alaskan	0%	Hispanic	4%
Native	0%	Other	1%
Asian	3%	Native Hawaiian or Pacific Islander	0%
Black	90%	White	1%

Vaux Big Picture High School

Public District Neighborhood

Grades 9–12

271 Students

Graduation Rate: 87%

2300 West Master Street,
Philadelphia, PA 19121

(267) 507-9690



Bus: 3, 7, 33, 48, 61

Trolley: 15

Admissions Policy

Vaux Big Picture High School is a non-criteria admission school with a neighborhood preference. Students who are eager for a proven, college-preparatory, project-based high school experience are urged to apply!

Points of Pride

Vaux BPHS graduates will possess the academic, social and personal skills to successfully engage in postsecondary learning opportunities, find employment they enjoy, and productively give back to their communities.

Demographics

Female	45%	Male	55%
Special Ed	33%		
English Learner	1%		
Low-Income	88%		
American Indian or Alaskan Native	1%	Hispanic	3%
Asian	0%	Other	3%
Black	93%	Native Hawaiian or Pacific Islander	0%
		White	0%

Vocatio Career-Prep High School

Private Independent

Grades 9–12

15 Students

4455 N 6th St,
Philadelphia, PA 19140

(267) 603-3093



Bus: 1, 4, 47, 53, 56, R

Admissions Policy

Vocatio is open to all students who are interested in a Christian education where they will discover their calling. Students/families do not have to be Christian to attend Vocatio. Students/families of other faiths are welcome.

Points of Pride

Vocatio offers a private school education that through scholarships and private donations, is affordable for ANY income level. There will never be more than 15 students per class so that students can receive personalized attention. Students have an opportunity to gain real world experience through internships.

Demographics

Female	33%	Male	67%
Low-Income	21%		
Black	89%	Other	0%
Hispanic	11%		

Washington, George, High School

Public District Neighborhood

Grades 9–12

1713 Students

Graduation Rate: 73%

10175 Bustleton Avenue,
Philadelphia, PA 19116

(215) 400-3100



Bus: 58, 67

Admissions Policy

Students must live within the school catchment area. Students who live outside of the catchment area must apply; admission is based on space availability and lottery.

Points of Pride

The mission of the George Washington High School is to provide all students with learning opportunities that match their abilities and desired outcomes through the International Baccalaureate Program, AP coursework, Dual-Enrollment, internships, apprenticeship programs, hands-on learning activities and industry recognized certifications with 21st century skills.

Demographics

Female	41%	Male	59%
Special Ed	20%		
English Learner	27%		
Low-Income	64%		
American Indian or Alaskan Native	0%	Hispanic	18%
Asian	14%	Other	8%
Black	30%	Native Hawaiian or Pacific Islander	0%
		White	29%

West Catholic Preparatory High School

Private Catholic

Grades 9–12

433 Students

4501 Chestnut Street,
Philadelphia, PA 19139

(215) 386-2244



MFL: 46th Street

Bus: 21, 31, 64

Admissions Policy

Incoming students must successfully pass the 8th grade and have a good record of attendance, punctuality and conduct. All interested students must take the West Catholic placement test and submit 7th- and 8th-grade marks and immunization records for final acceptance. Scholarships and financial aid opportunities are available.

Points of Pride

Nine Gates Millenium Scholars in the past 10 years. Twice awarded the National Blue Ribbon School of Excellence. 100% of graduating seniors accepted to college; the class of 2018 earned approximately \$13 million in scholarships. Partnerships and alliances with the University of Pennsylvania, Drexel, St. Joseph's, the University of the Sciences and Lankenau Hospital.

Demographics

Female	52%	Male	48%
Special Ed	4%		
English Learner	9%		
Low-Income	20%		
American Indian or Alaskan Native	0%	Hispanic	9%
Asian	3%	Other	3%
Black	84%	Native Hawaiian or Pacific Islander	0%
		White	0%

West Philadelphia High School Promise Academy

Public District Neighborhood

Grades 9–12

549 Students

Graduation Rate: 70%

4901 Chestnut Street,
Philadelphia, PA 19139

(215) 400-7900



MFL: 46th Street, 52nd Street

Bus: 21, 31, 42, 64

Admissions Policy

Students must live within the school catchment area. Students who live outside of the catchment area must apply; admission is based on space availability and lottery.

Points of Pride

Students explore outside of the community through the West Philadelphia High School Travel Abroad program, annual MLK Day of Service and Upward Bound. Students have the opportunity to join student government and join trips to London, Paris, France & Rome Italy!

Demographics

Female	36%	Male	64%
Special Ed	42%		
English Learner	3%		
Low-Income	86%		
American Indian or Alaskan Native	0%	Hispanic	2%
Asian	2%	Other	6%
Black	89%	Native Hawaiian or Pacific Islander	0%
		White	0%

Widener Memorial School

Public District Citywide

Grades K–12

125 Students

1450 West Olney Avenue,
Philadelphia, PA 19141

(215) 400-3710



BSL: Olney

Bus: 6, 8, 16, 18, 22, 26, 55, 80, L

Admissions Policy

Widener Memorial is a special-education school that accommodates students with special needs that require a barrier-free environment. Students are referred to the school by their IEP team.

Points of Pride

Leadership. Staff. Students. Community partnerships with La Salle University, Willow Grove Settlement Music School, the Jenkintown Rotary Club, the 35th District Police, the Interac Club and Penn Charter School. After-school program.

Demographics

Female	37%	Male	63%
Special Ed	98%		
English Learner	6%		
Low-Income	74%		
American Indian or Alaskan Native	0%	Hispanic	18%
Asian	5%	Other	23%
Black	46%	Native Hawaiian or Pacific Islander	0%
		White	8%

Workshop School, The

Public District Citywide

Grades 9–12

201 Students

Graduation Rate: 77%

221 South Hanson Street,
Philadelphia, PA 19139

(215) 400-7730



MFL: 46th Street

Bus: 21, 42, 64

Admissions Policy

Demonstrated interest in attending the school.

Points of Pride

Workshop students come to school and graduate prepared for their future! All of our 11th graders complete internships (in a wide range of fields), and almost half of our 11th and 12th graders complete college courses at CCP or Drexel. Last year, our students designed Escape Rooms, ran a public symposium on mass incarceration, entered robotics competitions, built a recording studio, wrote culturally relevant children's books, built furniture for a local high school, learned how to grow and cook healthy food, shot and produced digital memoirs, created and pitched nonprofit business plans, and repaired donated cars to graduates of Youthbuild Charter School.

Demographics

Female	38%	Male	62%
Special Ed	23%		
English Learner	4%		
Low-Income	82%		
American Indian or Alaskan Native	1%	Hispanic	4%
Asian	1%	Other	4%
Black	89%	Native Hawaiian or Pacific Islander	0%
		White	1%

YouthBuild Philadelphia Charter School

Public Charter Citywide

Grades 12

218 Students

1231 North Broad Street,
3rd & 5th Floors
Philadelphia, PA 19122

(215) 627-8671



BSL: Girard

Bus: 4, 16

Trolley: 15

Admissions Policy

Applicants must complete a written application and an on-site information session and participate in a one-week Mental Toughness Training period in August in preparation for the school year. Applicants must be between the ages of 18 and 20 on the first day of school.

Points of Pride

Through the use of restorative practices, the school has a supportive school culture. The school deeply values the role of service; all enrolled students are part-time AmeriCorps members. The school places a strong emphasis on transition and success after YouthBuild.

Demographics

Female	47%	Male	53%
Special Ed	29%		
English Learner	5%		
Low-Income	100%		
American Indian or Alaskan Native	0%	Hispanic	4%
Asian	0%	Other	2%
Black	92%	Native Hawaiian or Pacific Islander	0%
		White	2%

All K-12 Schools by Alphabetical Order

A

63rd Street Multicultural Academy of Academic Excellence	90
Academy at Palumbo	101
Adaire, Alexander, School	34
Ad Prima Charter School: Mount Airy Campus	65
Ad Prima Charter School: Overbrook Campus	90
Al-Aqsa Islamic Academy	48, 101
Allen, Dr. Allen D., Promise Academy	48
Allen, Ethan, School	34
Alliance for Progress Charter School	48
Alternative for the Middle Years at James Martin School (AMY)	34
AMY Northwest (Academy for the Middle Years)	65
Anderson School, Add B	84
Archbishop Ryan High School	101
Arthur, Chester A., School	76
Arts Academy at Benjamin Rush, The	101
ASPIRA Antonia Pantoja Community Charter School	48
ASPIRA Eugenio Maria de Hostos Charter School	34

B

Bache-Martin Elementary School	49
Baldi, C.C.A, Middle School	25
Barry, Commodore John, Elementary School	90
Barton, Clara, Elementary School	35
Bartram, John, High School	102
Belmont Academy Charter School	90
Belmont Charter High School	102
Belmont Charter School	91
Bethune, Mary McLeod, Elementary School	49
Beulah Baptist Christian Day School	91
Blaine, James G., Academics Plus School	49
Blair Christian Academy	65
Blankenburg, Rudolph, Elementary School	91
Blessed Trinity Regional Catholic School	35
Bluford, Guion S. Elementary School	91
Bodine, William W., High School for International Affairs	102
Boys' Latin of Philadelphia Charter School: High School Campus	102

Boys' Latin of Philadelphia Charter School: Middle School Campus	91
Bregy, F. Amedee, Elementary School	76
Bridesburg School	35
Brown, Henry A., Elementary School	35
Brown, J.H., Elementary School	25
Bryant, William C., Elementary School	84
Building 21	103

C

Calvary Christian Academy	25, 103
Carnell, Laura H., School	25
Cassidy, Lewis C., Academics Plus School	92
Catharine, Joseph W., School	84
Cayuga Elementary School	49
C.B. Community School	103
Cedar Grove Christian Academy	26
Central High School	103
Childs, George W., Elementary School	76
Christopher Columbus Charter School: North Campus	76
Christopher Columbus Charter School: South Campus	77
Christ the King School	26
City School at Fairmount, The	49
City School at Poplar, The	50, 104
City School at Spruce Hill, The	92
Clemente, Roberto, Promise Academy	50
Comegys, B.B., Elementary School	84
Comly, Watson T., School	26
Community Academy of Philadelphia (CAP)	35, 104
Community Partnership School	50
Constitution High School	104
Conwell, Russell H., Middle Magnet School	36
Cooke, Jay, Elementary School	50
Cook-Wissahickon Elementary School	65
Cornerstone Christian Academy	85
Cramp, William, Elementary School	50
Creative and Performing Arts, Philadelphia High School for the (CAPA)	104
Crefeld School, The	66, 105
Cristo Rey Philadelphia High School	105
Crooked Places Made Straight	77, 105
Crossan, Kennedy C., Academics Plus Elementary School	26

D

Day, Anna B., School	66
De Burgos, Julia, Elementary School	51
Decatur, Stephen, Elementary School	26
Deep Roots Charter School	36
DePaul, an Independence Mission School	66

Dick, William, School.....	51
Discovery Charter School.....	92
Disston, Hamilton, Elementary School.....	36
Dobbins, Murrell, Career and Technical Education High School.....	105
Dobson, James, Elementary School.....	66
Duckrey, Dr. Tanner G., School.....	51
Dunbar, Paul L., Promise Academy.....	51

E

Edison, Thomas Alva, High School / John C. Fareira Skills Center.....	106
Edmonds, Franklin S., Elementary School.....	66
Elkin, Lewis, Elementary School.....	36
Ellwood Elementary School.....	67
Emlen Elementary School.....	67
Engineering and Science, George Washington Carver High School of.....	51, 106
Esperanza Academy Charter Elementary School.....	52
Esperanza Academy Charter High School.....	106
Esperanza Academy Charter Middle School.....	52
Excelsior School of Philadelphia, The.....	67

F

Farrell, Louis H., School.....	27
Father Judge High School.....	106
Fell, D. Newlin, School.....	77
Fels, Samuel, High School.....	107
Feltonville Intermediate School.....	36
Feltonville School of Arts and Sciences.....	37
Finletter, Thomas K., Academic Plus School.....	37
First Philadelphia Preparatory Charter School.....	37, 107
Fitler, Edwin, Academics Plus School.....	67
Fitzpatrick, Aloysius L., School.....	27
Folk Arts-Cultural Treasures Charter School.....	52
Forrest, Edwin, Elementary School.....	27
Fox Chase School.....	27
Frank, Anne, Elementary School.....	27
Frankford Friends School.....	37
Frankford High School.....	107
Franklin, Benjamin, Elementary School.....	38
Franklin, Benjamin, High School.....	108
Franklin Learning Center High School.....	107
Franklin Towne Charter Elementary School.....	37
Franklin Towne Charter High School.....	108
Freire Charter High School.....	108
Freire Charter Middle School.....	23
Friends Select School.....	23, 108
Furness High School.....	109

G

Germantown Friends School.....	67, 109
Gesu School.....	52
Gideon, Edward, School.....	52
Girard Academic Music Program (GAMP).....	77, 109
Girard College.....	53, 109
Girard, Stephen, Elementary School.....	77
Girls, Philadelphia High School for.....	110
Global Leadership Academy Charter School.....	92
Global Leadership Academy Southwest at Huey.....	85
Gompers, Samuel, Elementary School.....	92
Greater Hope Christian Academy Science and Research Center.....	85, 110
Greenberg, Joseph J., Elementary School.....	28
Greene Street Friends School.....	68
Greenfield, Albert M., School.....	23
Green Woods Charter School.....	68

H

Hackett, Horatio B., School.....	38
Hall, Prince, School.....	53
Hamilton, Andrew, School.....	93
Hancock, John, Demonstration Elementary School.....	28
Hancock, John, Demonstration Middle School - Gen. J. Harry LaBrum Campus.....	28
Harambee Institute of Science and Technology Charter School.....	93
Harding, Warren G., Middle School.....	38
Harrington, Avery D., Elementary School.....	85
Hartranft, John F., School.....	53
Henry, Charles W., School.....	68
Heston, Edward, Elementary School.....	93
Hill-Freedman World Academy.....	68, 110
Holmesburg Christian Academy.....	28
Holme, Thomas, Elementary School.....	28
Holy Cross, an Independence Mission School.....	68
Holy Innocents Area Catholic Elementary School.....	38
Holy Redeemer School.....	23
Hope Church School.....	69, 110
Hope Partnership for Education.....	53
Hopkinson, Francis, School.....	38
Houston, Henry H., Elementary School.....	69
Howe, Julia Ward, Academics Plus School.....	53
Hunter, William H., Elementary School.....	54
Hunting Park Christian Academy.....	54

I	
Imhotep Institute Charter High School.....	111
Immaculate Heart of Mary School	69
Independence Charter School (ICS).....	78
Independence Charter School West (ICSW).....	85
Inquiry Charter School	93
International Christian High School.....	111
Islamic Education School, The (TIES)	93

J	
Jackson, Andrew, Elementary School.....	78
Jenks, A.S., Academics Plus School.....	78
Jenks, J.S., Academy for Arts & Sciences	69
Jesus Is The Way Christian Academy.....	69
Jubilee School	94
Juniata Park Academy.....	39

K	
Kearny, Gen. Philip, School.....	54
Kelley, William D., STEM Academy	54
Kelly, John B., Elementary School.....	70
Kenderton Elementary School	54
Kensington Creative and Performing Arts High School.....	111
Kensington Health Sciences Academy	111
Kensington High School.....	112
Key, Francis Scott, School.....	78
Keystone Academy Charter School	39
Kids World Christian Education Center (Germantown Campus).....	70
Kids World Christian Education Center (West Philadelphia).....	94
King, Martin Luther, High School Promise Academy	112
KIPP DuBois Collegiate Academy.....	112
KIPP North Philadelphia Academy	55
KIPP Philadelphia Elementary Academy	70
KIPP Philadelphia Octavius Catto Elementary	94
KIPP Philadelphia Preparatory Academy.....	55
KIPP West Philadelphia Elementary Academy.....	94
KIPP West Philadelphia Preparatory Charter School.....	86
Kirkbride, Eliza B., Elementary School.....	78

L	
Laboratory Charter School of Communication and Languages: Henry Campus	70
Laboratory Charter School of Communication and Languages: Sedgely Campus.....	55
Lamberton, Robert E., Elementary.....	94
Lankenau Environmental Science Magnet High School.....	112

La Salle Academy.....	55
Lawton, Henry W., Elementary School.....	39
Lea, Henry C., Elementary School	95
Liguori Academy	113
LINC (Learning in New Contexts) High School, The	113
Lincoln, Abraham, High School.....	113
Lindley Academy Charter School at Birney	55
Lingelbach, Anna L., School.....	70
Little Flower Catholic High School for Girls	113
Locke, Alain, Elementary School.....	95
Loesche, William H., Elementary School	29
Logan Elementary School.....	56
Logan Hope School.....	56
Longstreth, W. C., School.....	86
Lotus Academy	71
Lowell, James R., Elementary School.....	39
Ludlow, James R., School.....	56

M	
Mariana Bracetti Academy Charter School.....	39, 114
Maritime Academy Charter: Elementary and Middle School Campus.....	40
Maritime Academy Charter: High School Campus	114
Marshall, John, Elementary School	40
Marshall, Thurgood, School.....	40
Mastbaum, Jules, Area Vocational Technical High School.....	115
MaST Community Charter School	29, 114
MaST Community Charter School II.....	40, 114
MaST Community Charter School III	29
MaST Community Charter School II: Lawncrest Campus....	29
Masterman, Julia R., Laboratory and Demonstration School.....	56, 115
Mastery Charter Gratz Prep Middle School.....	56
Mastery Charter School: Clymer Elementary	57
Mastery Charter School: Frederick Douglass.....	57
Mastery Charter School: Grover Cleveland Campus.....	57
Mastery Charter School: Hardy Williams Elementary	86
Mastery Charter School: Hardy Williams High School.....	86, 115
Mastery Charter School: Harrity Elementary.....	86
Mastery Charter School: John Wister Elementary.....	71
Mastery Charter School: Lenfest Campus.....	24, 115
Mastery Charter School: Mann Elementary	95
Mastery Charter School: Pastorius-Richardson Elementary.....	71
Mastery Charter School: Pickett Campus	71, 116
Mastery Charter School: Shoemaker Campus	95, 116
Mastery Charter School: Simon Gratz High School.....	116
Mastery Charter School: Smedley Elementary School.....	40
Mastery Charter School: Thomas Elementary	79
Mastery Charter School: Thomas High Campus	79, 116

Mastery Prep Elementary.....	57
Maternity B.V.M. School.....	29
Mathematics, Civics and Sciences Charter School of Philadelphia, Inc., The.....	57, 117
Mayfair Elementary School.....	41
McCall, Gen. George A., Elementary School.....	24
McCloskey, John F., School.....	71
McClure, Alexander K., School.....	58
McDaniel, Delaplaine, Elementary School.....	79
McKinley, William, School.....	58
McMichael, Morton, School.....	95
Meade, Gen. George G., School.....	58
Memphis Street Academy Charter School.....	41
Mercy Career and Technical High School.....	117
Meredith, William M., School.....	79
Middle Years Alternative School for the Humanities.....	96
Mifflin, Thomas, School.....	72
Mitchell, S. Weir, Elementary School.....	87
Moffet, John, Elementary School.....	58
Moore, J. Hampton, School.....	30
Morrison, Andrew J., School.....	41
Morris, Robert, School.....	58
Morton, Thomas G., School.....	87
Mother of Divine Grace School.....	41
Motivation High School.....	117
Multicultural Academy Charter School.....	117
Munoz Marin, Hon. Luis, Elementary School.....	59

N

Nazareth Academy Grade School.....	30
Nazareth Academy High School.....	118
Nebinger, George W., School.....	79
New Foundations Charter School: High School Campus.....	118
New Foundations Charter School: K-8 Campus.....	30
New Life Alternatives Christian Academy.....	96
Northeast Community Propel Academy.....	30
Northeast High School.....	118
Northeast Medical, Engineering, and Aerospace Magnet.....	118
Northwood Academy Charter School.....	41
Norwood-Fontbonne Academy.....	72

O

Olney Christian Elementary School.....	42
Olney Christian Middle School.....	42
Olney Elementary School.....	42
Olney High School.....	119
Our Lady of Calvary School.....	30
Our Lady of Hope Regional Catholic School.....	80

Our Lady of Port Richmond Regional Catholic School.....	42
Our Mother of Consolation Parish School.....	72
Our Mother of Sorrows/St. Ignatius of Loyola, an Independence Mission School.....	96
Overbrook Educational Center.....	96
Overbrook Elementary School.....	96
Overbrook High School.....	119
Overbrook School for the Blind.....	97, 119

P

Pan American Academy Charter School.....	59
Parkway Center City Middle College High School.....	119
Parkway Northwest High School for Peace and Social Justice.....	120
Parkway West High School.....	120
Patterson, John M., School.....	87
Peirce, Thomas M., School.....	59
Penn Alexander School.....	97
Pennell, Joseph, Elementary School.....	59
Pennsylvania School for the Deaf.....	72, 121
Penn Treaty.....	42, 120
Penn, William, Charter School.....	72, 120
Pennypacker, Samuel W., School.....	73
Penrose Elementary School.....	87
People for People Charter School.....	59
Philadelphia Academy Charter School.....	31, 121
Philadelphia Charter School for Arts and Sciences, The.....	43
Philadelphia Classical School.....	80, 121
Philadelphia Electrical and Technology Charter High School.....	121
Philadelphia Free School.....	87, 122
Philadelphia Hebrew Public Charter School.....	73
Philadelphia Military Academy.....	122
Philadelphia Montessori Charter School.....	88
Philadelphia Performing Arts: A String Theory Charter School (East and West Campuses).....	80
Philadelphia Performing Arts: A String Theory Charter School (Vine Street Campus).....	24, 122
Philadelphia School, The.....	80
Philadelphia Virtual Academy.....	60, 122
Politz Hebrew Academy.....	31
Pollock, Robert B., Elementary School.....	31
Potter-Thomas Promise Academy.....	60
Powel, Samuel, Elementary School.....	97
Preparatory Charter School of Mathematics, Science, Technology and Careers.....	123
Project Learn School.....	73

Q

Quadrat Academy	60, 123
Quba Institute	97

R

Randolph, A. Philip, Career and Technical High School	123
Red Lion Elementary School	31
Resurrection Regional Catholic School	31
Revolution School	123
Rhawnhurst Elementary School	32
Rhoads, James, Elementary School	97
Rhodes, E. Washington, Elementary School	60
Richard Allen Preparatory Charter School	88
Richmond Elementary School	43
Robeson, Paul, High School for Human Services	124
Roman Catholic High School	124
Roosevelt, Theodore, Elementary School	73
Rowen, William, Elementary School	73
Roxborough Christian School	74
Roxborough High School	124
Russell Byers Charter School	24

S

Saints Tabernacle Day School	60
Sankofa Freedom Academy Charter School	43, 124
Saul, Walter Biddle, High School of Agricultural Sciences	125
Sayre, William L., High School	125
School of the Future	125
Science Leadership Academy	125
Science Leadership Academy at Beeber	98, 126
Science Leadership Academy Middle School (SLA-MS)	98
Sharswood, George W., Elementary School	80
Shawmont School	74
Shepherd's Christian Academy	98
Sheppard, Isaac, School	61
Sheridan, Philip, Elementary School	43
Solis-Cohen, Solomon, Academics Plus Elementary School	43
Sophia Academy	126
South Philadelphia High School (Southern)	126
Southwark School	81
Southwest Leadership Academy Charter School	88
Spring Garden Academy	61
Spring Garden School	61
Springside Chestnut Hill Academy	74
Spruance, Gilbert, Elementary School	44
SS. John Neumann and Maria Goretti Catholic High School	126

St. Anselm Catholic School	32
St. Anthony of Padua Regional Catholic School	81
Stanton, E.M., School	82
St. Athanasius School	74
St. Barnabas, an Independence Mission School	88
St. Cecilia School	32
St. Christopher School	32
St. Dominic School	32
Stearne, Allen M., School	45
Steel, Edward T., School	62
Stetson, John B., Elementary School	45
St. Frances Cabrini, an Independence Mission School	98
St. Francis de Sales School	88
St. Francis Xavier School	61
St. George School	44
St. Helena-Incarnation, an Independence Mission School	44
St. Hubert Catholic High School for Girls	127
St. James School	61
St. Jerome Catholic School	33
St. Joseph's Preparatory School	127
St. Katherine of Siena Catholic Grade School	33
St. Laurentius School	44
St. Lucy Day School for Children with Visual Impairments	44
St. Malachy, an Independence Mission School	62
St. Martha Parish School	33
St. Martin de Porres, an Independence Mission School	62
St. Martin of Tours, an Independence Mission School	45
St. Mary Interparochial School	24
St. Matthew School	45
St. Monica School	81
St. Peter's School	81
St. Peter the Apostle School	62
St. Pio Catholic School	81
Strawberry Mansion High School	127
St. Raymond of Penafort, an Independence Mission School	74
St. Rose of Lima, an Independence Mission School	98
St. Thomas Aquinas, an Independence Mission School	82
St. Veronica, an Independence Mission School	62
Sullivan, James J., School	45
Swenson Arts and Technology High School	127

T

Tacony Academy Charter Elementary School	33
Tacony Academy Charter High School	128
Taggart, John H., School	82
Taylor, Bayard, School	63
TECH Freire Charter High School	128
Tilden Middle School	89

U

Universal Alcorn Elementary School.....	82
Universal Alcorn Middle Years Academy.....	82
Universal Audenried Charter School.....	128
Universal Creighton Charter School.....	46
Universal Institute Charter School.....	83
Universal Vare Charter School.....	83
U School, The.....	128

V

Vare-Washington School.....	83
Vaux Big Picture High School.....	129
Visitation B.V.M. School.....	46
Vocatio Career-Prep High School.....	129

W

Wagner, Gen. Louis, Middle School.....	75
Waldorf School of Philadelphia, The.....	75
Waring, Laura Wheeler, School.....	63
Washington, George, High School.....	129
Washington Jr., Grover, Middle School.....	46
Washington, Martha, School.....	99
Webster, John H., Elementary School.....	46
Welsh, John, Elementary School.....	63
West Catholic Preparatory High School.....	129
West Oak Lane Charter School.....	75
West Philadelphia Achievement Charter Elementary School.....	99
West Philadelphia High School Promise Academy.....	130
Widener Memorial School.....	63, 130
Willard, Frances E., School.....	46
Wilson, Woodrow, Middle School.....	33
Wissahickon Charter School: Awbury Campus.....	75
Wissahickon Charter School: Fernhill Campus.....	75
Workshop School, The.....	130
Wright, Richard R., School.....	63

Y

Young Scholars Charter School.....	64
YouthBuild Philadelphia Charter School.....	130

Z

Ziegler, William H., Elementary School.....	47
---	----

All K-12 Schools by Type

Private Catholic

Archbishop Ryan High School.....	101
Blessed Trinity Regional Catholic School.....	35
Christ the King School.....	26
Cristo Rey Philadelphia High School.....	105
DePaul, an Independence Mission School	66
Father Judge High School	106
Gesu School.....	52
Holy Cross, an Independence Mission School.....	68
Holy Innocents Area Catholic Elementary School.....	38
Holy Redeemer School.....	23
Immaculate Heart of Mary School	69
La Salle Academy.....	55
Little Flower Catholic High School for Girls	113
Maternity B.V.M. School.....	29
Mercy Career and Technical High School.....	117
Mother of Divine Grace School.....	41
Nazareth Academy Grade School.....	30
Nazareth Academy High School.....	118
Norwood-Fontbonne Academy.....	72
Our Lady of Calvary School.....	30
Our Lady of Hope Regional Catholic School.....	80
Our Lady of Port Richmond Regional Catholic School	42
Our Mother of Consolation Parish School.....	72
Our Mother of Sorrows/St. Ignatius of Loyola, an Independence Mission School	96
Resurrection Regional Catholic School.....	31
Roman Catholic High School.....	124
SS. John Neumann and Maria Goretti Catholic High School.....	126
St. Anselm Catholic School.....	32
St. Anthony of Padua Regional Catholic School.....	81
St. Athanasius School.....	74
St. Barnabas, an Independence Mission School.....	88
St. Cecilia School.....	32
St. Christopher School.....	32
St. Dominic School	32
St. Frances Cabrini, an Independence Mission School.....	98
St. Francis de Sales School.....	88
St. Francis Xavier School.....	61
St. George School.....	44
St. Helena-Incarnation, an Independence Mission School..	44
St. Hubert Catholic High School for Girls.....	127

St. Jerome Catholic School.....	33
St. Joseph's Preparatory School.....	127
St. Katherine of Siena Catholic Grade School.....	33
St. Laurentius School.....	44
St. Lucy Day School for Children with Visual Impairments.	44
St. Malachy, an Independence Mission School.....	62
St. Martha Parish School.....	33
St. Martin de Porres, an Independence Mission School.....	62
St. Martin of Tours, an Independence Mission School.....	45
St. Mary Interparochial School.....	24
St. Matthew School	45
St. Monica School.....	81
St. Peter the Apostle School.....	62
St. Pio Catholic School.....	81
St. Raymond of Penafort, an Independence Mission School.....	74
St. Rose of Lima, an Independence Mission School.....	98
St. Thomas Aquinas, an Independence Mission School	82
St. Veronica, an Independence Mission School.....	62
Visitation B.V.M. School.....	46
West Catholic Preparatory High School	129

Private Independent

63rd Street Multicultural Academy of Academic Excellence	90
Al-Aqsa Islamic Academy	48, 101
Beulah Baptist Christian Day School	91
Blair Christian Academy	65
C.B. Community School.....	103
Calvary Christian Academy.....	25, 103
Cedar Grove Christian Academy	26
City School at Fairmount, The	49
City School at Poplar, The.....	50, 104
City School at Spruce Hill, The	92
Community Partnership School.....	50
Cornerstone Christian Academy	85
Crefeld School, The.....	66, 105
Crooked Places Made Straight	77, 105
Excelsior School of Philadelphia, The.....	67
Frankford Friends School.....	37
Friends Select School	23, 108
Germantown Friends School	67, 109
Girard College.....	53, 109
Greater Hope Christian Academy Science and Research Center.....	85, 110
Greene Street Friends School.....	68
Holmesburg Christian Academy	28
Hope Church School.....	69, 110
Hope Partnership for Education	53

Hunting Park Christian Academy	54
International Christian High School.....	111
Islamic Education School, The (TIES)	93
Jesus Is The Way Christian Academy.....	69
Jubilee School	94
Kids World Christian Education Center (Germantown Campus).....	70
Kids World Christian Education Center (West Philadelphia).....	94
Liguori Academy	113
Logan Hope School.....	56
Lotus Academy	71
New Life Alternatives Christian Academy.....	96
Olney Christian Elementary School.....	42
Olney Christian Middle School.....	42
Overbrook School for the Blind	97, 119
Penn, William, Charter School	72, 120
Pennsylvania School for the Deaf	72, 121
Philadelphia Classical School	80, 121
Philadelphia Free School	87, 122
Philadelphia School, The	80
Politz Hebrew Academy	31
Project Learn School.....	73
Quadrat Academy	60, 123
Quba Institute	97
Red Lion Elementary School.....	31
Revolution School.....	123
Roxborough Christian School	74
Saints Tabernacle Day School.....	60
Shepherd's Christian Academy	98
Sophia Academy	126
Spring Garden Academy	61
Springside Chestnut Hill Academy.....	74
St. James School	61
St. Peter's School.....	81
Vocatio Career-Prep High School	129
Waldorf School of Philadelphia, The	75

Public Charter Citywide

Ad Prima Charter School: Mount Airy Campus.....	65
Ad Prima Charter School: Overbrook Campus.....	90
Alliance for Progress Charter School	48
ASPIRA Antonia Pantoja Community Charter School.....	48
ASPIRA Eugenio Maria de Hostos Charter School	34
Belmont Charter High School	102
Boys' Latin of Philadelphia Charter School: High School Campus	102

Boys' Latin of Philadelphia Charter School: Middle School Campus.....	91
Christopher Columbus Charter School: North Campus.....	76
Christopher Columbus Charter School: South Campus.....	77
Community Academy of Philadelphia (CAP)	35, 104
Deep Roots Charter School	36
Discovery Charter School	92
Esperanza Academy Charter Elementary School.....	52
Esperanza Academy Charter High School.....	106
Esperanza Academy Charter Middle School	52
First Philadelphia Preparatory Charter School.....	37, 107
Folk Arts-Cultural Treasures Charter School.....	52
Franklin Towne Charter Elementary School.....	37
Franklin Towne Charter High School	108
Freire Charter High School.....	108
Freire Charter Middle School.....	23
Global Leadership Academy Charter School	92
Green Woods Charter School.....	68
Harambee Institute of Science and Technology Charter School.....	93
Imhotep Institute Charter High School.....	111
Independence Charter School (ICS).....	78
Independence Charter School West (ICSW).....	85
Inquiry Charter School	93
Keystone Academy Charter School.....	39
KIPP DuBois Collegiate Academy.....	112
KIPP North Philadelphia Academy	55
KIPP Philadelphia Elementary Academy.....	70
KIPP Philadelphia Octavius Catto Elementary	94
KIPP Philadelphia Preparatory Academy	55
KIPP West Philadelphia Elementary Academy.....	94
KIPP West Philadelphia Preparatory Charter School.....	86
Laboratory Charter School of Communication and Languages: Henry Campus	70
Laboratory Charter School of Communication and Languages: Sedgely Campus.....	55
Mariana Bracetti Academy Charter School.....	39, 114
Maritime Academy Charter: Elementary and Middle School Campus.....	40
Maritime Academy Charter: High School Campus	114
MaST Community Charter School	29, 114
MaST Community Charter School II.....	40, 114
MaST Community Charter School II: Lawncrest Campus....	29
MaST Community Charter School III	29
Mastery Charter School: Hardy Williams Elementary	86
Mastery Charter School: Hardy Williams High School..	86, 115
Mastery Charter School: Lenfest Campus.....	24, 115
Mastery Charter School: Pickett Campus	71, 116
Mastery Charter School: Mastery Charter School: Shoemaker Campus.....	95, 116
Mastery Charter School: Thomas Elementary	79

Mastery Charter School: Thomas High Campus	79, 116
Mastery Prep Elementary.....	57
Mathematics, Civics and Sciences Charter School of Philadelphia, Inc., The.....	57, 117
Multicultural Academy Charter School.....	117
New Foundations Charter School: High School Campus....	118
New Foundations Charter School: K-8 Campus.....	30
Northwood Academy Charter School	41
Pan American Academy Charter School.....	59
People for People Charter School	59
Philadelphia Academy Charter School.....	31, 121
Philadelphia Electrical and Technology Charter High School.....	121
Philadelphia Hebrew Public Charter School	73
Philadelphia Montessori Charter School.....	88
Philadelphia Performing Arts: A String Theory Charter School (East and West Campuses)	80
Philadelphia Performing Arts: A String Theory Charter School (Vine Street Campus).....	24, 122
Preparatory Charter School of Mathematics, Science, Technology and Careers.....	123
Richard Allen Preparatory Charter School.....	88
Russell Byers Charter School	24
Sankofa Freedom Academy Charter School.....	43, 124
Southwest Leadership Academy Charter School	88
Tacony Academy Charter Elementary School.....	33
Tacony Academy Charter High School.....	128
TECH Freire Charter High School.....	128
Universal Institute Charter School.....	83
West Oak Lane Charter School.....	75
West Philadelphia Achievement Charter Elementary School	99
Wissahickon Charter School: Awbury Campus.....	75
Wissahickon Charter School: Fernhill Campus.....	75
Young Scholars Charter School	64
YouthBuild Philadelphia Charter School.....	130

Public Charter Neighborhood

Belmont Academy Charter School.....	90
Belmont Charter High School	102
Bluford, Guion S. Elementary School	91
Global Leadership Academy Southwest at Huey.....	85
Lindley Academy Charter School at Birney	55
Mastery Charter School: Clymer Elementary	57
Mastery Charter School: Frederick Douglass	57
Mastery Charter School: Grover Cleveland Campus.....	57
Mastery Charter School: Harrity Elementary.....	86
Mastery Charter School: John Wister Elementary.....	71
Mastery Charter School: Mann Elementary.....	95
Mastery Charter School: Pastorius-Richardson Elementary	71

Mastery Charter School: Simon Gratz High School.....	116
Mastery Charter School: Smedley Elementary School.....	40
Memphis Street Academy Charter School.....	41
Philadelphia Charter School for Arts and Sciences, The	43
Universal Alcorn Elementary School	82
Universal Alcorn Middle Years Academy.....	82
Universal Audenried Charter School.....	128
Universal Creighton Charter School	46
Universal Vare Charter School.....	83

Public Cyber

Philadelphia Virtual Academy.....	60, 122
-----------------------------------	---------

Public District Citywide

Alternative for the Middle Years at James Martin School (AMY).....	34
Building 21.....	103
Constitution High School	104
Dobbins, Murrell, Career and Technical Education High School.....	105
Fitler, Edwin, Academics Plus School.....	67
LINC (Learning in New Contexts) High School, The	113
Mastbaum, Jules, Area Vocational Technical High School.....	115
Middle Years Alternative School for the Humanities.....	96
Northeast Community Propel Academy	30
Overbrook Educational Center.....	96
Philadelphia Military Academy	122
Randolph, A. Philip, Career and Technical High School.....	123
Robeson, Paul, High School for Human Services	124
School of the Future.....	125
Swenson Arts and Technology High School.....	127
U School, The	128
Widener Memorial School.....	63, 130
Workshop School, The	130

Public District Neighborhood

Adaire, Alexander, School.....	34
Allen, Dr. Allen D., Promise Academy.....	48
Allen, Ethan, School	34
Anderson School, Add B.	84
Arthur, Chester A., School	76
Bache-Martin Elementary School	49
Baldi, C.C.A, Middle School.....	25
Barry, Commodore John, Elementary School	90
Barton, Clara, Elementary School.....	35
Bartram, John, High School	102
Bethune, Mary McLeod, Elementary School.....	49
Blaine, James G., Academics Plus School.....	49

Blankenburg, Rudolph, Elementary School	91	Greenfield, Albert M., School	23
Bregy, F. Amedee, Elementary School	76	Hackett, Horatio B., School	38
Bridesburg School	35	Hall, Prince, School.....	53
Brown, Henry A., Elementary School.....	35	Hamilton, Andrew, School.....	93
Brown, J.H., Elementary School.....	25	Hancock, John, Demonstration Elementary School	28
Bryant, William C., Elementary School.....	84	Hancock, John, Demonstration Middle School - Gen. J. Harry LaBrum Campus	28
Carnell, Laura H., School.....	25	Harding, Warren G., Middle School	38
Cassidy, Lewis C., Academics Plus School.....	92	Harrington, Avery D., Elementary School	85
Catharine, Joseph W., School	84	Hartranft, John F., School	53
Cayuga Elementary School.....	49	Henry, Charles W., School.....	68
Childs, George W., Elementary School.....	76	Heston, Edward, Elementary School.....	93
Clemente, Roberto, Promise Academy	50	Holme, Thomas, Elementary School.....	28
Comegys, B.B., Elementary School.....	84	Hopkinson, Francis, School.....	38
Comly, Watson T., School.....	26	Houston, Henry H., Elementary School.....	69
Cook-Wissahickon Elementary School.....	65	Howe, Julia Ward, Academics Plus School.....	53
Cooke, Jay, Elementary School.....	50	Hunter, William H., Elementary School.....	54
Cramp, William, Elementary School	50	Jackson, Andrew, Elementary School.....	78
Crossan, Kennedy C., Academics Plus Elementary School	26	Jenks, A.S., Academics Plus School.....	78
Day, Anna B., School.....	66	Jenks, J.S., Academy for Arts & Sciences	69
De Burgos, Julia, Elementary School	51	Juniata Park Academy.....	39
Decatur, Stephen, Elementary School	26	Kearny, Gen. Philip, School.....	54
Dick, William, School.....	51	Kelley, William D., STEM Academy	54
Disston, Hamilton, Elementary School	36	Kelly, John B., Elementary School.....	70
Dobson, James, Elementary School	66	Kenderton Elementary School	54
Duckrey, Dr. Tanner G., School.....	51	Kensington Creative and Performing Arts High School.....	111
Dunbar, Paul L., Promise Academy.....	51	Kensington Health Sciences Academy	111
Edison, Thomas Alva, High School / John C. Fareira Skills Center	106	Kensington High School.....	112
Edmonds, Franklin S., Elementary School	66	Key, Francis Scott, School.....	78
Elkin, Lewis, Elementary School	36	King, Martin Luther, High School Promise Academy	112
Ellwood Elementary School.....	67	Kirkbride, Eliza B., Elementary School.....	78
Emlen Elementary School.....	67	Lamberton, Robert E., Elementary.....	94
Farrell, Louis H., School.....	27	Lawton, Henry W., Elementary School.....	39
Fell, D. Newlin, School.....	77	Lea, Henry C., Elementary School	95
Fels, Samuel, High School.....	107	Lincoln, Abraham, High School.....	113
Feltonville Intermediate School.....	36	Lingelbach, Anna L., School.....	70
Feltonville School of Arts and Sciences.....	37	Locke, Alain, Elementary School.....	95
Finletter, Thomas K., Academic Plus School.....	37	Loesche, William H., Elementary School	29
Fitzpatrick, Aloysius L., School.....	27	Logan Elementary School.....	56
Forrest, Edwin, Elementary School.....	27	Longstreth, W. C., School.....	86
Fox Chase School.....	27	Lowell, James R., Elementary School.....	39
Frank, Anne, Elementary School	27	Ludlow, James R., School.....	56
Frankford High School.....	107	Marshall, John, Elementary School	40
Franklin, Benjamin, Elementary School.....	38	Marshall, Thurgood, School.....	40
Franklin, Benjamin, High School	108	Mayfair Elementary School	41
Furness High School	109	McCall, Gen. George A., Elementary School.....	24
Gideon, Edward, School.....	52	McCloskey, John F., School	71
Girard, Stephen, Elementary School.....	77	McClure, Alexander K., School.....	58
Gompers, Samuel, Elementary School	92	McDaniel, Delaplaine, Elementary School.....	79
Greenberg, Joseph J., Elementary School.....	28	McKinley, William, School	58

McMichael, Morton, School	95
Meade, Gen. George G., School	58
Meredith, William M., School.....	79
Mifflin, Thomas, School	72
Mitchell, S. Weir, Elementary School	87
Moffet, John, Elementary School.....	58
Moore, J. Hampton, School.....	30
Morris, Robert, School.....	58
Morrison, Andrew J., School.....	41
Morton, Thomas G., School.....	87
Munoz Marin, Hon. Luis, Elementary School.....	59
Nebinger, George W., School.....	79
Northeast High School.....	118
Olney Elementary School.....	42
Olney High School.....	119
Overbrook Elementary School.....	96
Overbrook High School.....	119
Patterson, John M., School.....	87
Peirce, Thomas M., School.....	59
Penn Alexander School.....	97
Penn Treaty.....	42, 120
Pennell, Joseph, Elementary School.....	59
Pennypacker, Samuel W., School.....	73
Penrose Elementary School.....	87
Pollock, Robert B., Elementary School.....	31
Potter-Thomas Promise Academy.....	60
Powel, Samuel, Elementary School.....	97
Rhawnhurst Elementary School.....	32
Rhoads, James, Elementary School.....	97
Rhodes, E. Washington, Elementary School.....	60
Richmond Elementary School.....	43
Roosevelt, Theodore, Elementary School.....	73
Rowen, William, Elementary School.....	73
Roxborough High School.....	124
Sayre, William L., High School.....	125
Science Leadership Academy Middle School (SLA-MS).....	98
Sharswood, George W., Elementary School.....	80
Shawmont School.....	74
Sheppard, Isaac, School.....	61
Sheridan, Philip, Elementary School.....	43
Solis-Cohen, Solomon, Academics Plus Elementary School.....	43
South Philadelphia High School (Southern).....	126
Southwark School.....	81
Spring Garden School.....	61
Spruance, Gilbert, Elementary School.....	44
Stanton, E.M., School.....	82
Stearne, Allen M., School.....	45
Steel, Edward T., School.....	62
Stetson, John B., Elementary School.....	45

Strawberry Mansion High School.....	127
Sullivan, James J., School.....	45
Taggart, John H., School.....	82
Taylor, Bayard, School.....	63
Tilden Middle School.....	89
Vare-Washington School.....	83
Vaux Big Picture High School.....	129
Wagner, Gen. Louis, Middle School.....	75
Waring, Laura Wheeler, School.....	63
Washington Jr., Grover, Middle School.....	46
Washington, George, High School.....	129
Washington, Martha, School.....	99
Webster, John H., Elementary School.....	46
Welsh, John, Elementary School.....	63
West Philadelphia High School Promise Academy.....	130
Willard, Frances E., School.....	46
Wilson, Woodrow, Middle School.....	33
Wright, Richard R., School.....	63
Ziegler, William H., Elementary School.....	47

Public District Special Admit

Academy at Palumbo.....	101
AMY Northwest (Academy for the Middle Years).....	65
Arts Academy at Benjamin Rush, The.....	101
Bodine, William W., High School for International Affairs.....	102
Central High School.....	103
Conwell, Russell H., Middle Magnet School.....	36
Creative and Performing Arts, Philadelphia High School for the (CAPA).....	104
Engineering and Science, George Washington Carver High School of.....	51, 106
Franklin Learning Center High School.....	107
Girard Academic Music Program (GAMP).....	77, 109
Girls, Philadelphia High School for.....	110
Hill-Freedman World Academy.....	68, 110
Lankenau Environmental Science Magnet High School.....	112
Masterman, Julia R., Laboratory and Demonstration School.....	56, 115
Motivation High School.....	117
Northeast Medical, Engineering, and Aerospace Magnet.....	118
Parkway Center City Middle College High School.....	119
Parkway Northwest High School for Peace and Social Justice.....	120
Parkway West High School.....	120
Saul, Walter Biddle, High School of Agricultural Sciences.....	125
Science Leadership Academy at Beeber.....	98, 126

HOW TO APPLY TO A K-12 SCHOOL

Apply for
the next
school year!



1

UNDERSTAND YOUR
TIMELINE

2

UNDERSTAND YOUR
NEEDS

3

DECIDE WHAT'S
IMPORTANT

4

FIND AND COMPARE
YOUR OPTIONS

5

VISIT SCHOOLS

6

APPLY TO SCHOOLS

[GREATPHILLYSCHOOLS.ORG](https://greatphillyschools.org)

great
PHILLY
SCHOOLS
find your great school



Before You Get Started

The “Before You Apply to a K-12 School” Workbook takes you through the steps of choosing and applying to elementary, middle and high schools in Philly.

Use this workbook to identify what you want in a school, which schools fit your needs, and how to apply. Bring this with you on school visits and take notes.

Understand Philadelphia School Types

- District Schools..... iii
- Charter Schools.....iv
- Private Schools v

Timeline to Apply to Schools

- Understand Your Timelinevi

How to Find Great Schools

- Understand Your Needs.....viii
- Decide What’s Important.....viii
- Find and Compare Your Options ix
- Visit Schools..... ix

Apply to Schools

- District School Selection Processxi
- Archdiocese of Philadelphia.....xiii
- Apply Philly Charter.....xv



TIP

This toolkit is best used with the GreatPhillySchools K-12 School Guide or with greatphillyschools.org.

All contents © 2022 by Elevate 215, 123 S Broad Street, Suite 1170, Philadelphia, PA 191096. GREAT PHILLY SCHOOLS is not affiliated with GreatSchools, Inc. GREATSCHOOLS is a registered trademark of GreatSchools, Inc.

Visit greatphillyschools.org for more information about schools.

District Schools

District schools are free public schools operated by the School District of Philadelphia. To apply to a school outside of your assigned neighborhood school, you must submit an application through the School Selection Process on schoolselect.philasd.org. You can select up to five options, so choose carefully where to apply.

See pages xi-xii for instructions to apply.

Citywide-Admission Schools

Sometimes have GPA or attendance requirements, but are generally easier to get into than special-admission schools. Students must apply and are selected through a lottery system.

High schools only: All Career and Technical Education (CTE) programs are citywide-admissions and do not have entrance requirements for incoming students.

See page 139 for all
**Public Citywide-Admission
Schools.**

Special-Admission (Magnet) Schools

Have academic, behavioral and attendance requirements. Students must apply and generally must have high scores on PSSAs, especially in 7th grade for high school admission. They may require additional application materials, such as essays or interviews. Schools review student applications and issue acceptances or rejections.

See page 141 for all
**Public Special-Admission
(Magnet) Schools.**

Neighborhood Schools

Are automatically open to students living in the school's "catchment" or neighborhood zone. If you live within the catchment, your student is given preference to attend. To attend your designated neighborhood school, register directly with the school with proof of residency to enroll. To attend a different neighborhood school, students must apply.

Kindergarten only: District schools have limited space for Kindergarten and open for registration on a specific timeline. To ensure a space at your neighborhood school, register as early as possible. See pages 17-18 for the Kindergarten timeline and instructions to register.

See page 139 for all
Public Neighborhood Schools.



TIP

Pay attention to a school's grade levels — you often have a higher chance of admission at the lowest grade level. For example, if a school serving grades 6–12 already has an 8th-grade class, it may have limited spaces for new 9th graders to enroll; however, there may be more open spaces in the 6th grade.

Charter Schools

Charter schools are free, independently operated public schools. They cannot have academic or behavioral requirements for admission, and there is no application fee. You can apply to as many charter schools as you like.

All charter schools require an application and many hold a lottery to fill their available spaces. If you are offered a spot, the school will contact you with steps to enroll. If you are not selected, you will be placed on the waitlist and must reapply the following year if you are not offered a seat from the waitlist. Many accept applications through Apply Philly Charter (applyphillycharter.org), due by the end of January. Other charter schools have their own applications and deadlines. Visit greatphillyschoools.org to find all charter school application deadlines.

Public Charter Citywide Schools

Enroll students from any part of the city, with a lottery to offer admission.



See **page 138** for all
Public Charter Citywide Schools.

Public Charter Neighborhood (“Renaissance”) Schools

Enroll students in their neighborhood “catchment” boundaries. If they have additional open seats, students from outside of their neighborhood are selected through a lottery system.



See **page 139** for all
Public Charter Neighborhood (“Renaissance”) Schools.



TIP

Need help using applyphillycharter.org? Visit your local library or any participating charter school.

Visit greatphillyschoools.org for more information about schools.

Private Schools

Most private schools require students to apply for admission and generally charge an application fee. A large majority charge annual tuition, but financial aid and scholarships are often available. Schools will issue acceptance, waitlist, or rejection notices to families. Schools may be coed or single-sex, day school or boarding school, religious or non-sectarian.

Catholic Schools

Are open to students of all religions, though they promote Catholic values. The majority are operated by the Archdiocese of Philadelphia though some are organized by Independence Mission Schools or independently. The admissions requirements and deadlines vary by school, but some may require school records, entrance exams or interviews. See **pages xiii-xiv** for instructions to apply to Catholic Archdiocese schools.



See **page 137** for all **Private Catholic Schools**.

Independent Schools

Are operated independently according to a wide range of instructional types. The admissions requirements and deadlines vary by school, but some may require entrance exams, interviews or religious affiliation.



See **page 137** for all **Private Independent Schools**.



TIP

Don't let a school's "sticker price" scare you off. Many of schools with the highest tuition also offer the most generous financial aid. If you're interested in a school, set up a time to discuss your options with the admissions director. Schools usually award financial aid on a rolling basis, so apply for aid early.



Step 1: Understand Your Timeline

It's never too soon to start looking for the right school! Knowing your timeline will help you stay on top of application deadlines the multi-step processes. For example, some schools require students to apply nearly a full year before the start of the school year. For other schools, such as private schools, applying early improves your chances of receiving financial aid.

Two to Three Years Before Enrolling in...

Kindergarten

Children Ages 2-4

- Explore this guide and greatphillyschools.org for all Kindergarten options in Philadelphia. On our website, you can also find high-quality preschool and childcare options.
- Attend school fairs, open houses or arrange a visit to speak with administrators, teachers, and parents to evaluate the school. See **page 8** for our guide to school visits to ask the right questions.
- Learn more about the timeline and process to apply to Kindergarten on **page 17**.

High School

6th and 7th Grade Students

- Explore this guide and greatphillyschools.org for all school options in Philadelphia.
- Attend open houses or arrange a visit to speak with administrators, teachers, and parents to evaluate the school. See **page 8** for our guide to school visits to ask the right questions.
- Visit the Philly K-12 School Fair! For more information, including event details, see phillyschoolfair.com.

The Year Before Enrolling in a New School

September - November

ALL SCHOOLS

- Visit the Philly K-12 School Virtual Fair! For more information, including event details, see phillyhighschoolfair.com.
- Attend open houses or arrange for a visit during school hours.

DISTRICT

- Apply to District elementary, middle and high schools through the School Selection Process. You can apply to no more than five schools outside of your designated neighborhood school. Visit schoolselect.philasd.org to apply.

The Year Before Enrolling in a New School (Cont.)

September - November (Cont.)

CHARTERS

- Apply to charter schools participating in Apply Philly Charter (applyphillycharter.org) for fall between September - January (for dates, go to applyphillycharter.org). Non-participating charter schools may also be accepting applications at this time.

PRIVATE

- Apply to private schools. Some may hold entrance and scholarship exams.
- Apply for private K-8 school scholarships through Children's Scholarship Fund Philadelphia (csfphiladelphia.org).

December - February

DISTRICT

- District schools with admissions criteria review applications and conduct interviews and auditions.
- Special-admission schools make admissions and waitlist decisions, while citywide schools run admissions lotteries for eligible students.
- The District notifies students about initial admissions decisions. Students must confirm their preferred school. For more information, including the timeline, visit philasd.org/studentplacement.
- District schools fill available seats with students from their waitlist. The final notifications are usually available in February. For more information, including the timeline, visit philasd.org/studentplacement.
- Kindergarten registration usually opens in late January for District neighborhood schools. Register early to ensure a placement, as seats are limited. See **page 18** for more information.

CHARTERS

- Submit your applyphillycharter.org application. In February, outcomes will be available on Apply Philly Charter and also communicated directly by schools.
- Charters not participating in APC may also have deadlines during this time. For more information, visit greatphillyschools.org.

PRIVATE

- For financial aid to private schools, submit your financial aid application by December 31.
- Most private schools release acceptance, rejection or waitlist decisions.

March - May

ALL SCHOOLS

- Some schools (mostly charter and private) may still be accepting applications. Visit greatphillyschools.org for a list of schools with available seats.

DISTRICT

- Kindergarten registration usually closes in May for District neighborhood schools. See **page 18** for more information to register.
- To enroll at your designated neighborhood school, visit the school to register prior to the start of the school year. Call the school for more information.

CHARTERS

- Some charter schools may continue to accept applications and issue initial admissions decisions.

PRIVATE

- Apply for private K-8 school scholarships through Children's Scholarship Fund Philadelphia (csfphiladelphia.org).



Step 2: Understand Your Needs

Use the following questions to help identify your student's strengths, weaknesses and needs.

Questions for Your Student	Questions for Caregivers
<ul style="list-style-type: none">• What are your strongest subjects? What do you like to learn?• What are your weakest subjects? What would you need to succeed?• What are three things you want in a school (ex. music, art, special classes)?• Are sports important to you? Which ones?• Do you have any other talents or special interests?	<ul style="list-style-type: none">• Does your student read well or struggle with reading?• Does your student have any learning difficulties? Do they have an Individualized Education Program (IEP)?• What are three things you want in your student's school (ex. after-school programs)?• Does your student have any behavior issues? If so, what kind of environment would they need to thrive in?• Does your student need one-on-one support? What kinds of teachers does your student have the most success with?• Does your student do better in a large group setting or prefer smaller learning environments?



Step 3: Decide What's Important

From location, school values, special services or classes, and more, create a list of what you want in a school. Use the answers from step 2 to help you decide.

For more examples, see **page 5** in the GreatPhillySchools K-12 School Guide.



Step 4: Find and Compare Your Options

To find and compare hundreds of schools, use the GreatPhillySchools K-12 School Guide or visit greatphillyschools.org for even more information using your phone or computer. Write down your top school choices based on your search. Make notes of important information as you find schools so you can easily plan to visit when the time comes.



Step 5: Visit Schools

Once you have narrowed down your top choices, it's time to visit schools.

Try to visit during school hours so that you can observe classes and speak to teachers and the principal. Some schools may have open houses or offer your student to “shadow” another student for an entire school day visit.

For a sample list of questions to consider during a school visit, see **page 8** in the GreatPhillySchools K-12 Guide.



TIP

Visit greatphillyschools.org to find school addresses, phone numbers, and emails.



Step 6: Apply to Schools

Once you have completed your visits and reviewed your notes, it's time to decide which school(s) to apply to. In the next pages, we have listed the basic procedures for applying to schools associated with the School District of Philadelphia, the Archdiocese of Philadelphia and Apply Philly Charter.

If you haven't heard anything back from a school after two weeks or so, follow up to make sure they have your application and any other required materials or information. Ask when you will receive an answer about whether your student will be accepted or enrolled.



TIP

Find a school's profile on [greatphillyschools.org](https://www.greatphillyschools.org) to learn about the school's admission requirements. Click the "Apply Now" button to apply.



TIP

Don't limit yourself! You can apply to more than one type of school, and applying does not necessarily mean your child must attend that school if they are admitted. You have the option of applying to multiple types of schools, and then making your choice later.

Visit [greatphillyschools.org](https://www.greatphillyschools.org) for more information about schools.



School District of Philadelphia

ELEMENTARY, MIDDLE AND HIGH SCHOOL

SELECTION INSTRUCTIONS

For the timeline to apply, visit philasd.org/studentplacement.

ONLINE SELECTION APPLICATION

Step 1: Go to schoolselect.philasd.org

Step 2: Select an option

I am a current School District of Philadelphia Student.
APPLY NOW
 (Apply through the Student Portal)


I am a non-School District of Philadelphia Student.
APPLY NOW!

For Current School District Students:

1. Log in to the Parent & Family Portal or Student Portal using your username and password.

See the next page to learn how to set up your Portal account.

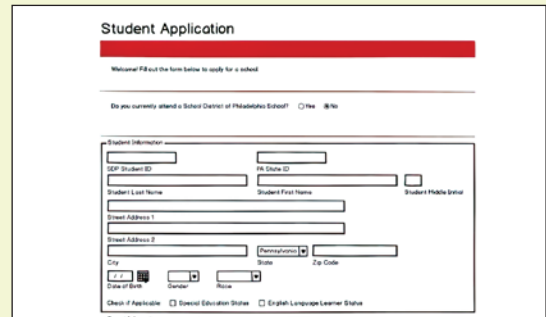
2. Click on “School Selection.”



For Charter, Catholic and Private School Students:

Families not currently enrolled in a School District of Philadelphia school can apply directly to a District school using this online process.

It is important to provide a working email address to receive admissions decisions.



Note: Applications from current District students can be submitted until the deadline. Each new application will override all previously submitted applications.

Note: This application can not be changed or updated once it is submitted. Only your most recent submission will be considered.

The School District’s online selection process is for students and families who wish to apply to any District school other than their designated neighborhood school, including all special-admission (magnet) and citywide-admission schools. Students can apply to up to five (5) different District K-12 schools.

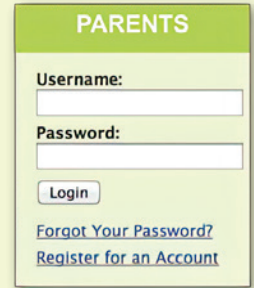
- The School Selection site, schoolselect.philasd.org, contains the following resources:
 1. Information about each high school option
 2. Open house dates
 3. Audition and interview schedules for select schools
 4. Important announcements and tips for applying
- **For information on the application period, visit philasd.org/studentplacement.**
- Questions? Please email schoolselect@philasd.org or call 215-400-4290.

CREATE A PARENT & FAMILY PORTAL ACCOUNT TO SELECT A SCHOOL AND MORE

(For current School District of Philadelphia parents only)

STEP 1: CREATE AN ACCOUNT OR LOG IN

- To create an account, all you need is an email address. Go to signup.philasd.org.
- If you already have a Parent & Family Portal account, go to philasd.org/login.



STEP 2: LINK TO YOUR STUDENT

- Once inside the Portal, make sure you have your student's ID number.
- Click on "My Students" to link to your student.



My Students

STEP 3: CLICK ON "SCHOOL SELECTION" TO SELECT SCHOOLS

- Once you have linked to your student, you can apply to schools.
- Click on "School Selection" to enter the application.
- Need help? Contact the FACE office for additional support. Email ASK@philasd.org or call 215-400-4180.



School Selection

WHAT ELSE CAN YOU DO WITH A PARENT & FAMILY PORTAL ACCOUNT?

This account will also grant you access to:

- your student's academic information, grades and attendance
 - the annual parent survey
- options for receiving email, text and phone communications for your child's school

The School District of Philadelphia, an equal opportunity employer, will not discriminate in employment, education programs or activities based on race, religion, color, age, national origin, ancestry, physical handicap, sex, sexual orientation, union membership or limited English proficiency. This policy on non-discrimination extends to all legally protected classifications. Publication of this policy in this document is in accordance with state and federal laws, including Title IX of the Education Amendments of 1972 and Sections 503 and 504 of the Rehabilitation Law of 1973.

ARCHDIOCESE OF PHILADELPHIA



ELEMENTARY AND MIDDLE SCHOOL APPLICATION INSTRUCTIONS

APPLICATION IS
AVAILABLE ONLINE

(OPTIONAL) SUBMIT YOUR
FINANCIAL AID APPLICATION
BY DECEMBER 31st

ONLINE SELECTION APPLICATION

APPLICATION IS AVAILABLE ONLINE

Submit your Admissions Application (required) and Financial Aid Application (optional) by December 31.

Step 1: Go to

www.aopcatholicsschools.org/find-a-school.

Step 2: Complete Admissions Application (required).

Once you find a school, visit their website and fill out the appropriate application with each school.

It's best to complete the admissions application and the financial aid application (online.factsmgt.com/aid) by December 31.

Step 3: Select schools.

See list to the right for a full list of Catholic schools in Philadelphia. The details of the admissions process vary, but it generally involves an application, entrance test and interview. **Once the school(s) review student records, they will make an admissions decision.**

Questions? Visit aopcatholicsschools.org.

There are more options for Catholic K-8 schools that are operated independently from the Archdiocese, including 15 schools operated by Independence Mission Schools. Learn about these options at independencemissionschools.org/schools and at greatphillyschools.org.

The Archdiocese of Philadelphia's online application process is for students and families who wish to apply to any of the following schools:

- Blessed Trinity Regional Catholic School
- Christ the King School
- Holy Innocents Area Catholic Elementary School
- Holy Redeemer Chinese Catholic School
- Immaculate Heart of Mary School
- Maternity B.V.M School
- Mother of Divine Grace School
- Our Lady of Calvary School
- Our Lady of Hope Regional Catholic School
- Our Lady of Port Richmond Regional Catholic School
- Our Mother of Consolation School
- Resurrection Regional Catholic School
- St. Anselm School
- St. Anthony of Padua Regional Catholic School
- St. Athanasius-Immaculate Conception School
- St. Cecilia School
- St. Christopher School
- St. Dominic School
- St. Francis De Sales School
- St. Francis Xavier School
- St. George School
- St. Jerome School
- St. Katherine of Siena School
- St. Laurentius School
- St. Martha School
- St. Mary Interparochial School
- St. Matthew School
- St. Monica (Junior & Senior School)
- St. Peter the Apostle School
- St. Pio Regional Catholic School
- Visitation B.V.M. School

ARCHDIOCESE OF PHILADELPHIA



HIGH SCHOOL APPLICATION INSTRUCTIONS

APPLICATION IS
AVAILABLE ONLINE

(OPTIONAL) SUBMIT YOUR
FINANCIAL AID APPLICATION
BY DECEMBER 31st

ONLINE SELECTION APPLICATION

APPLICATION IS AVAILABLE ONLINE

Submit your Admissions Application (required) and Financial Aid Application (optional) by December 31.

Step 1: Go to

www.aopcatholicschools.org/find-a-school.

Step 2: Complete Admissions Application (required).

Once you find a school, visit their website and fill out the appropriate application with each school.

It's best to complete the admissions application and the financial aid application (online.factsmgt.com/aid) by December 31.

Step 3: Select schools.

See list to the right for a full list of schools participating in this online application process. Once you submit the application a checklist of requirements will generate to guide you through the next steps. These steps include providing student records and, if applicable, applying for tuition assistance. **Once the school(s) review student records, they will make an admissions decision.**

Questions? Visit aopcatholicschools.org.

The Archdiocese of Philadelphia's online application process is for students and families who wish to apply to any of the following schools:

- *Archbishop Carroll High School**
- Archbishop Ryan High School
- *Archbishop Wood High School**
- *Bishop Shanahan High School**
- *Cardinal O'Hara High School**
- *Conwell-Egan High School**
- Father Judge Catholic Boys' High School
- *Lansdale Catholic High School**
- Little Flower Catholic High School for Girls
- *Monsignor Bonner and Archbishop Prendergast High School**
- SS. John Neumann and Maria Goretti High School
- *Pope John Paul II High School**
- Roman Catholic High School
- Saint Hubert Catholic High School for Girls
- West Catholic Preparatory High School

*** located outside the City of Philadelphia**

Within the city of Philadelphia, the Sisters of Mercy sponsor a private, urban career and technical high school. To apply to Mercy Career & Technical School, please visit mercyccte.org/admissions.



apply PHILLY CHARTER

APPLYPHILLYCHARTER.ORG

- **Philadelphia Charter Schools**

- **One Application**

- **Easy**

2023-24 APPLICATION TIMELINE

Application available:

SEPTEMBER 22, 2023

Deadline to apply:

JANUARY 22, 2024



See list of participating schools at [APPLYPHILLYCHARTER.ORG](https://applyphillycharter.org).

For assistance, visit any participating charter school, your local library or call 1-800-891-3999.



apply PHILLY CHARTER

Philadelphia Charter Schools. One Application. Easy.

Apply Philly Charter is the easy way to apply to most Philadelphia charter schools for the next school year.

How do I apply?

- ✓ Go to applyphillycharter.org on your phone, tablet or computer.
- ✓ Create an account and fill out your family profile.
- ✓ Select the charter school(s) that you want to apply to.
- ✓ Submit the application.

What information do I need to apply?

- 🍏 Parent/guardian's name, email address and home address.
- 🍏 Student's date of birth, current school and grade, and the grade applying for in next school year.
- 🍏 To learn more about a school you want to apply to, check out the school's profile on Greatphillyschools.org

When can I start applying? Is there a deadline?

September 22, 2023
Application window opens

January 22, 2024
Application deadline

Participating charters schools will notify you **on February 9, 2024** about the status of your application. You will also be able to view your application results on Apply Philly Charter.

*For assistance, visit any participating charter school,
your local library or call 1-800-891-3999.*

For even more information, visit
GREATPHILLYSCHOOLS.ORG

Academic performance results

Attendance and incident rates

Course offerings

Extracurricular programs

Application details, including deadlines,
tuition and how to apply

Citywide school fairs

School events and open houses

QUESTIONS? WE ARE HERE TO HELP!



EMAIL

info@greatphillyschools.org



WHAT'S INSIDE?

Profiles for over 400 Philly elementary, middle and high schools

Instructions to apply to schools for all grades,
including Kindergarten and high school

Application timeline for the upcoming school year

Specialized education programs

CONNECT WITH US



GREATPHILLYSCHOOLS.ORG